

ANNUAL STATEMENT

OF THE

UnitedHealthcare of Kentucky, Ltd.

TO THE

Insurance Department

OF THE

STATE OF

Kentucky

**FOR THE YEAR ENDED
DECEMBER 31, 2018**

HEALTH

2018



HEALTH ANNUAL STATEMENT
FOR THE YEAR ENDED DECEMBER 31, 2018
OF THE CONDITION AND AFFAIRS OF THE
UnitedHealthcare of Kentucky, Ltd.

NAIC Group Code 0707 0707 NAIC Company Code 96644 Employer's ID Number 62-1240316
(Current) (Prior)
Organized under the Laws of Kentucky State of Domicile or Port of Entry KY
Country of Domicile United States of America
Licensed as business type: Health Maintenance Organization
Is HMO Federally Qualified? Yes [] No [X]
Incorporated/Organized 05/01/1985 Commenced Business 05/01/1986
Statutory Home Office 230 Lexington Green Circle, Suite 400, KY002-1000 Lexington, KY, US 40503
(Street and Number) (City or Town, State, Country and Zip Code)
Main Administrative Office 230 Lexington Green Circle, Suite 400, KY002-1000
(Street and Number)
Lexington, KY, US 40503 859-825-6132
(City or Town, State, Country and Zip Code) (Area Code) (Telephone Number)
Mail Address 9800 Health Care Lane, MN006-W500 Minnetonka, MN, US 55343
(Street and Number or P.O. Box) (City or Town, State, Country and Zip Code)
Primary Location of Books and Records 9800 Health Care Lane, MN006-W500
(Street and Number)
Minnetonka, MN, US 55343 952-936-1300
(City or Town, State, Country and Zip Code) (Area Code) (Telephone Number)
Internet Website Address www.uhc.com
Statutory Statement Contact Michael E. Koepke 952-979-6149
(Name) (Area Code) (Telephone Number)
michael_e_koepke@uhc.com 952-931-4651
(E-mail Address) (FAX Number)

OFFICERS

President, Chief Executive Officer Daniel Krajnovich Treasurer Peter Marshall Gill #
Secretary David Keith Hill Chief Financial Officer Deborah Jean English

OTHER

Steven Marc Burstein, Assistant Secretary Nyle Brent Cottingham, Vice President Richard Gordon Dunlop, Vice President
Heather Anastasia Lang, Assistant Secretary Jessica Leigh Zuba #, Assistant Secretary

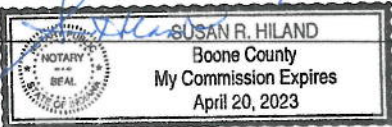
DIRECTORS OR TRUSTEES

State of Indiana State of Illinois State of Indiana
County of Boone County of COOK County of Boone

The officers of this reporting entity being duly sworn, each depose and say that they are the described officers of said reporting entity, and that on the reporting period stated above, all of the herein described assets were the absolute property of the said reporting entity, free and clear from any liens or claims thereon, except as herein stated, and that this statement, together with related exhibits, schedules and explanations therein contained, annexed or referred to, is a full and true statement of all the assets and liabilities and of the condition and affairs of the said reporting entity as of the reporting period stated above, and of its income and deductions therefrom for the period ended, and have been completed in accordance with the NAIC Annual Statement Instructions and Accounting Practices and Procedures manual except to the extent that: (1) state law may differ; or, (2) that state rules or regulations require differences in reporting not related to accounting practices and procedures, according to the best of their information, knowledge and belief, respectively. Furthermore, the scope of this attestation by the described officers also includes the related corresponding electronic filing with the NAIC, when required, that is an exact copy (except for formatting differences due to electronic filing) of the enclosed statement. The electronic filing may be requested by various regulators in lieu of or in addition to the enclosed statement.

Daniel Krajnovich David Keith Hill Deborah Jean English
President, Chief Executive Officer Secretary Chief Financial Officer

Subscribed and sworn to before me this 28 day of January 2019



- a. Is this an original filing? Yes [X] No []
b. If no,
1. State the amendment number
2. Date filed
3. Number of pages attached

24th day of January, 2019
Margarita Gordillo



ASSETS

	Current Year			Prior Year
	1	2	3	4
	Assets	Nonadmitted Assets	Net Admitted Assets (Cols. 1 - 2)	Net Admitted Assets
1. Bonds (Schedule D)	15,802,506	0	15,802,506	15,654,828
2. Stocks (Schedule D):				
2.1 Preferred stocks	0	0	0	0
2.2 Common stocks	0	0	0	0
3. Mortgage loans on real estate (Schedule B):				
3.1 First liens	0	0	0	0
3.2 Other than first liens	0	0	0	0
4. Real estate (Schedule A):				
4.1 Properties occupied by the company (less \$0 encumbrances)	0	0	0	0
4.2 Properties held for the production of income (less \$0 encumbrances)	0	0	0	0
4.3 Properties held for sale (less \$0 encumbrances)	0	0	0	0
5. Cash (\$53,303 , Schedule E - Part 1), cash equivalents (\$21,956,153 , Schedule E - Part 2) and short-term investments (\$0 , Schedule DA)	22,009,456	0	22,009,456	12,174,829
6. Contract loans, (including \$0 premium notes)	0	0	0	0
7. Derivatives (Schedule DB)	0	0	0	0
8. Other invested assets (Schedule BA)	0	0	0	0
9. Receivables for securities	584	0	584	228
10. Securities lending reinvested collateral assets (Schedule DL)	0	0	0	0
11. Aggregate write-ins for invested assets	0	0	0	0
12. Subtotals, cash and invested assets (Lines 1 to 11)	37,812,546	0	37,812,546	27,829,885
13. Title plants less \$0 charged off (for Title insurers only)	0	0	0	0
14. Investment income due and accrued	147,585	0	147,585	126,699
15. Premiums and considerations:				
15.1 Uncollected premiums and agents' balances in the course of collection	1,583,257	40,112	1,543,145	872,177
15.2 Deferred premiums and agents' balances and installments booked but deferred and not yet due (including \$0 earned but unbilled premiums)	0	0	0	0
15.3 Accrued retrospective premiums (\$0) and contracts subject to redetermination (\$29)	29	0	29	43,853
16. Reinsurance:				
16.1 Amounts recoverable from reinsurers	4,490	0	4,490	156,292
16.2 Funds held by or deposited with reinsured companies	0	0	0	0
16.3 Other amounts receivable under reinsurance contracts	0	0	0	0
17. Amounts receivable relating to uninsured plans	0	0	0	0
18.1 Current federal and foreign income tax recoverable and interest thereon	202,956	0	202,956	537,721
18.2 Net deferred tax asset	243,558	0	243,558	280,425
19. Guaranty funds receivable or on deposit	0	0	0	0
20. Electronic data processing equipment and software	0	0	0	0
21. Furniture and equipment, including health care delivery assets (\$0)	0	0	0	0
22. Net adjustment in assets and liabilities due to foreign exchange rates	0	0	0	0
23. Receivables from parent, subsidiaries and affiliates	0	0	0	966,657
24. Health care (\$3,962,468) and other amounts receivable	4,422,827	460,359	3,962,468	2,683,508
25. Aggregate write-ins for other than invested assets	304,120	10,913	293,207	260,609
26. Total assets excluding Separate Accounts, Segregated Accounts and Protected Cell Accounts (Lines 12 to 25)	44,721,368	511,384	44,209,984	33,757,826
27. From Separate Accounts, Segregated Accounts and Protected Cell Accounts	0	0	0	0
28. Total (Lines 26 and 27)	44,721,368	511,384	44,209,984	33,757,826
DETAILS OF WRITE-INS				
1101.				
1102.				
1103.				
1198. Summary of remaining write-ins for Line 11 from overflow page	0	0	0	0
1199. Totals (Lines 1101 thru 1103 plus 1198)(Line 11 above)	0	0	0	0
2501. State Income Tax Recoverable	293,207	0	293,207	260,609
2502. Prepaid Expenses	10,913	10,913	0	0
2503.				
2598. Summary of remaining write-ins for Line 25 from overflow page	0	0	0	0
2599. Totals (Lines 2501 thru 2503 plus 2598)(Line 25 above)	304,120	10,913	293,207	260,609

LIABILITIES, CAPITAL AND SURPLUS

	Current Year			Prior Year
	1	2	3	4
	Covered	Uncovered	Total	Total
1. Claims unpaid (less \$0 reinsurance ceded)	17,176,850	0	17,176,850	11,407,429
2. Accrued medical incentive pool and bonus amounts	10,312	0	10,312	1,760
3. Unpaid claims adjustment expenses	81,059	0	81,059	71,695
4. Aggregate health policy reserves, including the liability of \$0 for medical loss ratio rebate per the Public Health Service Act	2,493,444	0	2,493,444	3,556,990
5. Aggregate life policy reserves	0	0	0	0
6. Property/casualty unearned premium reserves	0	0	0	0
7. Aggregate health claim reserves	0	0	0	0
8. Premiums received in advance	2,755,967	0	2,755,967	2,783,240
9. General expenses due or accrued	2,044,637	0	2,044,637	1,496,460
10.1 Current federal and foreign income tax payable and interest thereon (including \$0 on realized capital gains (losses))	0	0	0	0
10.2 Net deferred tax liability	0	0	0	0
11. Ceded reinsurance premiums payable	14,566	0	14,566	10,072
12. Amounts withheld or retained for the account of others	2,910	0	2,910	0
13. Remittances and items not allocated	0	0	0	0
14. Borrowed money (including \$0 current) and interest thereon \$0 (including \$0 current)	0	0	0	0
15. Amounts due to parent, subsidiaries and affiliates	775,387	0	775,387	0
16. Derivatives	0	0	0	0
17. Payable for securities	0	0	0	0
18. Payable for securities lending	0	0	0	0
19. Funds held under reinsurance treaties (with \$0 authorized reinsurers, \$0 unauthorized reinsurers and \$0 certified reinsurers)	0	0	0	0
20. Reinsurance in unauthorized and certified (\$0) companies	0	0	0	0
21. Net adjustments in assets and liabilities due to foreign exchange rates	0	0	0	0
22. Liability for amounts held under uninsured plans	0	0	0	7,453
23. Aggregate write-ins for other liabilities (including \$0 current)	0	0	0	0
24. Total liabilities (Lines 1 to 23)	25,355,132	0	25,355,132	19,335,099
25. Aggregate write-ins for special surplus funds	XXX	XXX	0	2,425,636
26. Common capital stock	XXX	XXX	0	0
27. Preferred capital stock	XXX	XXX	0	0
28. Gross paid in and contributed surplus	XXX	XXX	6,093,427	6,093,427
29. Surplus notes	XXX	XXX	0	0
30. Aggregate write-ins for other than special surplus funds	XXX	XXX	0	0
31. Unassigned funds (surplus)	XXX	XXX	12,761,425	5,903,664
32. Less treasury stock, at cost: 32.10 shares common (value included in Line 26 \$0)	XXX	XXX	0	0
32.20 shares preferred (value included in Line 27 \$0)	XXX	XXX	0	0
33. Total capital and surplus (Lines 25 to 31 minus Line 32)	XXX	XXX	18,854,852	14,422,727
34. Total liabilities, capital and surplus (Lines 24 and 33)	XXX	XXX	44,209,984	33,757,826
DETAILS OF WRITE-INS				
2301.				
2302.				
2303.				
2398. Summary of remaining write-ins for Line 23 from overflow page	0	0	0	0
2399. Totals (Lines 2301 thru 2303 plus 2398)(Line 23 above)	0	0	0	0
2501. Section 9010 ACA Subsequent Fee Year Assessment	XXX	XXX	0	2,425,636
2502.	XXX	XXX		
2503.	XXX	XXX		
2598. Summary of remaining write-ins for Line 25 from overflow page	XXX	XXX	0	0
2599. Totals (Lines 2501 thru 2503 plus 2598)(Line 25 above)	XXX	XXX	0	2,425,636
3001.	XXX	XXX		
3002.	XXX	XXX		
3003.	XXX	XXX		
3098. Summary of remaining write-ins for Line 30 from overflow page	XXX	XXX	0	0
3099. Totals (Lines 3001 thru 3003 plus 3098)(Line 30 above)	XXX	XXX	0	0

STATEMENT OF REVENUE AND EXPENSES

	Current Year		Prior Year
	1 Uncovered	2 Total	3 Total
1. Member Months.....	XXX	364,605	280,576
2. Net premium income (including \$0 non-health premium income).....	XXX	158,573,016	113,331,544
3. Change in unearned premium reserves and reserve for rate credits	XXX	(4,079)	46,918
4. Fee-for-service (net of \$0 medical expenses).....	XXX	0	0
5. Risk revenue	XXX	0	0
6. Aggregate write-ins for other health care related revenues	XXX	0	0
7. Aggregate write-ins for other non-health revenues	XXX	0	0
8. Total revenues (Lines 2 to 7)	XXX	158,568,937	113,378,462
Hospital and Medical:			
9. Hospital/medical benefits	0	106,668,671	75,089,779
10. Other professional services	0	33,580	23,208
11. Outside referrals	0	0	0
12. Emergency room and out-of-area	0	0	0
13. Prescription drugs	0	21,574,863	14,617,338
14. Aggregate write-ins for other hospital and medical.....	0	0	0
15. Incentive pool, withhold adjustments and bonus amounts	0	13,151	2,497
16. Subtotal (Lines 9 to 15)	0	128,290,265	89,732,822
Less:			
17. Net reinsurance recoveries	0	0	444,955
18. Total hospital and medical (Lines 16 minus 17)	0	128,290,265	89,287,867
19. Non-health claims (net)	0	0	0
20. Claims adjustment expenses, including \$3,185,925 cost containment expenses	0	6,069,564	4,299,645
21. General administrative expenses	0	18,961,731	12,823,171
22. Increase in reserves for life and accident and health contracts (including \$0 increase in reserves for life only)	0	(5,667)	5,667
23. Total underwriting deductions (Lines 18 through 22).....	0	153,315,893	106,416,350
24. Net underwriting gain or (loss) (Lines 8 minus 23)	XXX	5,253,044	6,962,112
25. Net investment income earned (Exhibit of Net Investment Income, Line 17)	0	712,763	365,566
26. Net realized capital gains (losses) less capital gains tax of \$(1,230)	0	(6,106)	1,201
27. Net investment gains (losses) (Lines 25 plus 26)	0	706,657	366,767
28. Net gain or (loss) from agents' or premium balances charged off [(amount recovered \$0) (amount charged off \$(15,740))]	0	(15,740)	(25,798)
29. Aggregate write-ins for other income or expenses	0	(1,000)	0
30. Net income or (loss) after capital gains tax and before all other federal income taxes (Lines 24 plus 27 plus 28 plus 29)	XXX	5,942,961	7,303,081
31. Federal and foreign income taxes incurred	XXX	1,721,141	2,491,021
32. Net income (loss) (Lines 30 minus 31)	XXX	4,221,820	4,812,060
DETAILS OF WRITE-INS			
0601.	XXX		
0602.	XXX		
0603.	XXX		
0698. Summary of remaining write-ins for Line 6 from overflow page	XXX	0	0
0699. Totals (Lines 0601 thru 0603 plus 0698)(Line 6 above)	XXX	0	0
0701.	XXX		
0702.	XXX		
0703.	XXX		
0798. Summary of remaining write-ins for Line 7 from overflow page	XXX	0	0
0799. Totals (Lines 0701 thru 0703 plus 0798)(Line 7 above)	XXX	0	0
1401.			
1402.			
1403.			
1498. Summary of remaining write-ins for Line 14 from overflow page	0	0	0
1499. Totals (Lines 1401 thru 1403 plus 1498)(Line 14 above)	0	0	0
2901. Fines and Penalties	0	(1,000)	0
2902.			
2903.			
2998. Summary of remaining write-ins for Line 29 from overflow page	0	0	0
2999. Totals (Lines 2901 thru 2903 plus 2998)(Line 29 above)	0	(1,000)	0

STATEMENT OF REVENUE AND EXPENSES (Continued)

	1 Current Year	2 Prior Year
CAPITAL AND SURPLUS ACCOUNT		
33. Capital and surplus prior reporting year.....	14,422,727	9,904,581
34. Net income or (loss) from Line 32	4,221,820	4,812,060
35. Change in valuation basis of aggregate policy and claim reserves	0	0
36. Change in net unrealized capital gains (losses) less capital gains tax of \$ 0	0	0
37. Change in net unrealized foreign exchange capital gain or (loss)	0	0
38. Change in net deferred income tax	(36,867)	(166,940)
39. Change in nonadmitted assets	247,172	(126,974)
40. Change in unauthorized and certified reinsurance	0	0
41. Change in treasury stock	0	0
42. Change in surplus notes	0	0
43. Cumulative effect of changes in accounting principles.....	0	0
44. Capital Changes:		
44.1 Paid in	0	0
44.2 Transferred from surplus (Stock Dividend).....	0	0
44.3 Transferred to surplus.....	0	0
45. Surplus adjustments:		
45.1 Paid in	0	0
45.2 Transferred to capital (Stock Dividend)	0	0
45.3 Transferred from capital	0	0
46. Dividends to stockholders	0	0
47. Aggregate write-ins for gains or (losses) in surplus	0	0
48. Net change in capital and surplus (Lines 34 to 47)	4,432,125	4,518,146
49. Capital and surplus end of reporting period (Line 33 plus 48)	18,854,852	14,422,727
DETAILS OF WRITE-INS		
4701.		
4702.		
4703.		
4798. Summary of remaining write-ins for Line 47 from overflow page	0	0
4799. Totals (Lines 4701 thru 4703 plus 4798)(Line 47 above)	0	0

CASH FLOW

	1	2
	Current Year	Prior Year
Cash from Operations		
1. Premiums collected net of reinsurance	156,858,469	117,038,744
2. Net investment income	893,111	570,642
3. Miscellaneous income	0	0
4. Total (Lines 1 through 3)	157,751,580	117,609,386
5. Benefit and loss related payments	123,390,262	91,819,738
6. Net transfers to Separate Accounts, Segregated Accounts and Protected Cell Accounts	0	0
7. Commissions, expenses paid and aggregate write-ins for deductions	24,526,955	17,483,603
8. Dividends paid to policyholders	0	0
9. Federal and foreign income taxes paid (recovered) net of \$0 tax on capital gains (losses)	1,385,146	921,768
10. Total (Lines 5 through 9)	149,302,363	110,225,109
11. Net cash from operations (Line 4 minus Line 10)	8,449,217	7,384,277
Cash from Investments		
12. Proceeds from investments sold, matured or repaid:		
12.1 Bonds	3,042,453	732,682
12.2 Stocks	0	0
12.3 Mortgage loans	0	0
12.4 Real estate	0	0
12.5 Other invested assets	0	0
12.6 Net gains or (losses) on cash, cash equivalents and short-term investments	0	0
12.7 Miscellaneous proceeds	0	3,930
12.8 Total investment proceeds (Lines 12.1 to 12.7)	3,042,453	736,612
13. Cost of investments acquired (long-term only):		
13.1 Bonds	3,398,735	1,408,434
13.2 Stocks	0	0
13.3 Mortgage loans	0	0
13.4 Real estate	0	0
13.5 Other invested assets	0	0
13.6 Miscellaneous applications	356	0
13.7 Total investments acquired (Lines 13.1 to 13.6)	3,399,091	1,408,434
14. Net increase (decrease) in contract loans and premium notes	0	0
15. Net cash from investments (Line 12.8 minus Line 13.7 minus Line 14)	(356,638)	(671,822)
Cash from Financing and Miscellaneous Sources		
16. Cash provided (applied):		
16.1 Surplus notes, capital notes	0	0
16.2 Capital and paid in surplus, less treasury stock	0	0
16.3 Borrowed funds	0	0
16.4 Net deposits on deposit-type contracts and other insurance liabilities	0	0
16.5 Dividends to stockholders	0	0
16.6 Other cash provided (applied)	1,742,048	(1,863,147)
17. Net cash from financing and miscellaneous sources (Lines 16.1 to 16.4 minus Line 16.5 plus Line 16.6)	1,742,048	(1,863,147)
RECONCILIATION OF CASH, CASH EQUIVALENTS AND SHORT-TERM INVESTMENTS		
18. Net change in cash, cash equivalents and short-term investments (Line 11, plus Lines 15 and 17)	9,834,627	4,849,308
19. Cash, cash equivalents and short-term investments:		
19.1 Beginning of year	12,174,829	7,325,521
19.2 End of year (Line 18 plus Line 19.1)	22,009,456	12,174,829

Note: Supplemental disclosures of cash flow information for non-cash transactions:

--	--	--

ANALYSIS OF OPERATIONS BY LINES OF BUSINESS

	1	2	3	4	5	6	7	8	9	10
	Total	Comprehensive (Hospital & Medical)	Medicare Supplement	Dental Only	Vision Only	Federal Employees Health Benefits Plan	Title XVIII Medicare	Title XIX Medicaid	Other Health	Other Non-Health
1. Net premium income	158,573,016	158,573,016	0	0	0	0	0	0	0	0
2. Change in unearned premium reserves and reserve for rate credit	(4,079)	(4,079)	0	0	0	0	0	0	0	0
3. Fee-for-service (net of \$0 medical expenses)	0	0	0	0	0	0	0	0	0	XXX
4. Risk revenue	0	0	0	0	0	0	0	0	0	XXX
5. Aggregate write-ins for other health care related revenues	0	0	0	0	0	0	0	0	0	XXX
6. Aggregate write-ins for other non-health care related revenues	0	XXX	XXX	XXX	XXX	XXX	XXX	XXX	XXX	0
7. Total revenues (Lines 1 to 6)	158,568,937	158,568,937	0	0	0	0	0	0	0	0
8. Hospital/medical benefits	106,668,671	106,668,671	0	0	0	0	0	0	0	XXX
9. Other professional services	33,580	33,580	0	0	0	0	0	0	0	XXX
10. Outside referrals	0	0	0	0	0	0	0	0	0	XXX
11. Emergency room and out-of-area	0	0	0	0	0	0	0	0	0	XXX
12. Prescription drugs	21,574,863	21,574,863	0	0	0	0	0	0	0	XXX
13. Aggregate write-ins for other hospital and medical	0	0	0	0	0	0	0	0	0	XXX
14. Incentive pool, withhold adjustments and bonus amounts	13,151	13,151	0	0	0	0	0	0	0	XXX
15. Subtotal (Lines 8 to 14)	128,290,265	128,290,265	0	0	0	0	0	0	0	XXX
16. Net reinsurance recoveries	0	0	0	0	0	0	0	0	0	XXX
17. Total medical and hospital (Lines 15 minus 16)	128,290,265	128,290,265	0	0	0	0	0	0	0	XXX
18. Non-health claims (net)	0	XXX	XXX	XXX	XXX	XXX	XXX	XXX	XXX	0
19. Claims adjustment expenses including \$3,185,925 cost containment expenses	6,069,564	6,069,564	0	0	0	0	0	0	0	0
20. General administrative expenses	18,961,731	18,961,731	0	0	0	0	0	0	0	0
21. Increase in reserves for accident and health contracts	(5,667)	(5,667)	0	0	0	0	0	0	0	XXX
22. Increase in reserves for life contracts	0	XXX	XXX	XXX	XXX	XXX	XXX	XXX	XXX	0
23. Total underwriting deductions (Lines 17 to 22)	153,315,893	153,315,893	0	0	0	0	0	0	0	0
24. Total underwriting gain or (loss) (Line 7 minus Line 23)	5,253,044	5,253,044	0	0	0	0	0	0	0	0
DETAILS OF WRITE-INS										XXX
0501.										XXX
0502.										XXX
0503.										XXX
0598. Summary of remaining write-ins for Line 5 from overflow page	0	0	0	0	0	0	0	0	0	XXX
0599. Totals (Lines 0501 thru 0503 plus 0598) (Line 5 above)	0	0	0	0	0	0	0	0	0	XXX
0601.		XXX	XXX	XXX	XXX	XXX	XXX	XXX	XXX	
0602.		XXX	XXX	XXX	XXX	XXX	XXX	XXX	XXX	
0603.		XXX	XXX	XXX	XXX	XXX	XXX	XXX	XXX	
0698. Summary of remaining write-ins for Line 6 from overflow page	0	XXX	XXX	XXX	XXX	XXX	XXX	XXX	XXX	0
0699. Totals (Lines 0601 thru 0603 plus 0698) (Line 6 above)	0	XXX	XXX	XXX	XXX	XXX	XXX	XXX	XXX	0
1301.										XXX
1302.										XXX
1303.										XXX
1398. Summary of remaining write-ins for Line 13 from overflow page	0	0	0	0	0	0	0	0	0	XXX
1399. Totals (Lines 1301 thru 1303 plus 1398) (Line 13 above)	0	0	0	0	0	0	0	0	0	XXX

ANNUAL STATEMENT FOR THE YEAR 2018 OF THE UnitedHealthcare of Kentucky, Ltd.

UNDERWRITING AND INVESTMENT EXHIBIT

PART 1 - PREMIUMS

Line of Business	1 Direct Business	2 Reinsurance Assumed	3 Reinsurance Ceded	4 Net Premium Income (Cols. 1 + 2 - 3)
1. Comprehensive (hospital and medical)	158,733,374	0	160,358	158,573,016
2. Medicare Supplement	0	0	0	0
3. Dental only	0	0	0	0
4. Vision only	0	0	0	0
5. Federal Employees Health Benefits Plan	0	0	0	0
6. Title XVIII - Medicare	0	0	0	0
7. Title XIX - Medicaid	0	0	0	0
8. Other health	0	0	0	0
9. Health subtotal (Lines 1 through 8)	158,733,374	0	160,358	158,573,016
10. Life	0	0	0	0
11. Property/casualty	0	0	0	0
12. Totals (Lines 9 to 11)	158,733,374	0	160,358	158,573,016

8

UNDERWRITING AND INVESTMENT EXHIBIT

PART 2 - CLAIMS INCURRED DURING THE YEAR

	1	2	3	4	5	6	7	8	9	10
	Total	Comprehensive (Hospital & Medical)	Medicare Supplement	Dental Only	Vision Only	Federal Employees Health Benefits Plan	Title XVIII Medicare	Title XIX Medicaid	Other Health	Other Non-Health
1. Payments during the year:										
1.1 Direct	123,537,464	123,537,464	0	0	0	0	0	0	0	0
1.2 Reinsurance assumed	0	0	0	0	0	0	0	0	0	0
1.3 Reinsurance ceded	151,802	151,802	0	0	0	0	0	0	0	0
1.4 Net	123,385,662	123,385,662	0	0	0	0	0	0	0	0
2. Paid medical incentive pools and bonuses	4,600	4,600	0	0	0	0	0	0	0	0
3. Claim liability December 31, current year from Part 2A:										
3.1 Direct	17,176,850	17,176,850	0	0	0	0	0	0	0	0
3.2 Reinsurance assumed	0	0	0	0	0	0	0	0	0	0
3.3 Reinsurance ceded	0	0	0	0	0	0	0	0	0	0
3.4 Net	17,176,850	17,176,850	0	0	0	0	0	0	0	0
4. Claim reserve December 31, current year from Part 2D:										
4.1 Direct	0	0	0	0	0	0	0	0	0	0
4.2 Reinsurance assumed	0	0	0	0	0	0	0	0	0	0
4.3 Reinsurance ceded	0	0	0	0	0	0	0	0	0	0
4.4 Net	0	0	0	0	0	0	0	0	0	0
5. Accrued medical incentive pools and bonuses, current year	10,312	10,312	0	0	0	0	0	0	0	0
6. Net healthcare receivables (a)	1,029,772	1,029,772	0	0	0	0	0	0	0	0
7. Amounts recoverable from reinsurers December 31, current year	4,490	4,490	0	0	0	0	0	0	0	0
8. Claim liability December 31, prior year from Part 2A:										
8.1 Direct	11,407,429	11,407,429	0	0	0	0	0	0	0	0
8.2 Reinsurance assumed	0	0	0	0	0	0	0	0	0	0
8.3 Reinsurance ceded	0	0	0	0	0	0	0	0	0	0
8.4 Net	11,407,429	11,407,429	0	0	0	0	0	0	0	0
9. Claim reserve December 31, prior year from Part 2D:										
9.1 Direct	0	0	0	0	0	0	0	0	0	0
9.2 Reinsurance assumed	0	0	0	0	0	0	0	0	0	0
9.3 Reinsurance ceded	0	0	0	0	0	0	0	0	0	0
9.4 Net	0	0	0	0	0	0	0	0	0	0
10. Accrued medical incentive pools and bonuses, prior year	1,760	1,760	0	0	0	0	0	0	0	0
11. Amounts recoverable from reinsurers December 31, prior year	156,292	156,292	0	0	0	0	0	0	0	0
12. Incurred Benefits:										
12.1 Direct	128,277,113	128,277,113	0	0	0	0	0	0	0	0
12.2 Reinsurance assumed	0	0	0	0	0	0	0	0	0	0
12.3 Reinsurance ceded	0	0	0	0	0	0	0	0	0	0
12.4 Net	128,277,113	128,277,113	0	0	0	0	0	0	0	0
13. Incurred medical incentive pools and bonuses	13,152	13,152	0	0	0	0	0	0	0	0

(a) Excludes \$ 0 loans or advances to providers not yet expensed.

UNDERWRITING AND INVESTMENT EXHIBIT

PART 2A - CLAIMS LIABILITY END OF CURRENT YEAR

	1	2	3	4	5	6	7	8	9	10
	Total	Comprehensive (Hospital & Medical)	Medicare Supplement	Dental Only	Vision Only	Federal Employees Health Benefits Plan	Title XVIII Medicare	Title XIX Medicaid	Other Health	Other Non-Health
1. Reported in Process of Adjustment:										
1.1 Direct	6,702,013	6,702,013	.0	.0	.0	.0	.0	.0	.0	.0
1.2 Reinsurance assumed0	.0	.0	.0	.0	.0	.0	.0	.0	.0
1.3 Reinsurance ceded0	.0	.0	.0	.0	.0	.0	.0	.0	.0
1.4 Net	6,702,013	6,702,013	.0	.0	.0	.0	.0	.0	.0	.0
2. Incurred but Unreported:										
2.1 Direct	10,466,454	10,466,454	.0	.0	.0	.0	.0	.0	.0	.0
2.2 Reinsurance assumed0	.0	.0	.0	.0	.0	.0	.0	.0	.0
2.3 Reinsurance ceded0	.0	.0	.0	.0	.0	.0	.0	.0	.0
2.4 Net	10,466,454	10,466,454	.0	.0	.0	.0	.0	.0	.0	.0
3. Amounts Withheld from Paid Claims and Capitations:										
3.1 Direct	8,383	8,383	.0	.0	.0	.0	.0	.0	.0	.0
3.2 Reinsurance assumed0	.0	.0	.0	.0	.0	.0	.0	.0	.0
3.3 Reinsurance ceded0	.0	.0	.0	.0	.0	.0	.0	.0	.0
3.4 Net	8,383	8,383	.0	.0	.0	.0	.0	.0	.0	.0
4. TOTALS:										
4.1 Direct	17,176,850	17,176,850	.0	.0	.0	.0	.0	.0	.0	.0
4.2 Reinsurance assumed0	.0	.0	.0	.0	.0	.0	.0	.0	.0
4.3 Reinsurance ceded0	.0	.0	.0	.0	.0	.0	.0	.0	.0
4.4 Net	17,176,850	17,176,850	0	0	0	0	0	0	0	0

UNDERWRITING AND INVESTMENT EXHIBIT

PART 2B - ANALYSIS OF CLAIMS UNPAID - PRIOR YEAR - NET OF REINSURANCE

Line of Business	Claims Paid During the Year		Claim Reserve and Claim Liability December 31 of Current Year		5	6
	1	2	3	4		
	On Claims Incurred Prior to January 1 of Current Year	On Claims Incurred During the Year	On Claims Unpaid December 31 of Prior Year	On Claims Incurred During the Year	Claims Incurred In Prior Years (Columns 1 + 3)	Estimated Claim Reserve and Claim Liability December 31 of Prior Year
1. Comprehensive (hospital and medical)	6,690,593	116,846,872	194,419	16,982,431	6,885,012	11,407,429
2. Medicare Supplement	0	0	0	0	0	0
3. Dental Only	0	0	0	0	0	0
4. Vision Only	0	0	0	0	0	0
5. Federal Employees Health Benefits Plan	0	0	0	0	0	0
6. Title XVIII - Medicare	0	0	0	0	0	0
7. Title XIX - Medicaid	0	0	0	0	0	0
8. Other health	0	0	0	0	0	0
9. Health subtotal (Lines 1 to 8)	6,690,593	116,846,872	194,419	16,982,431	6,885,012	11,407,429
10. Healthcare receivables (a)	18,614	4,273,859	0	130,354	18,614	3,393,055
11. Other non-health	0	0	0	0	0	0
12. Medical incentive pools and bonus amounts	4,311	289	1,010	9,302	5,321	1,760
13. Totals (Lines 9 - 10 + 11 + 12)	6,676,290	112,573,302	195,429	16,861,379	6,871,719	8,016,134

(a) Excludes \$ 0 loans or advances to providers not yet expensed.

UNDERWRITING AND INVESTMENT EXHIBIT

PART 2C - DEVELOPMENT OF PAID AND INCURRED HEALTH CLAIMS
(\$000 Omitted)

Section A - Paid Health Claims - Comprehensive (Hospital & Medical)

Year in Which Losses Were Incurred		Cumulative Net Amounts Paid				
		1 2014	2 2015	3 2016	4 2017	5 2018
1.	Prior	6,724	6,509	6,380	6,355	6,318
2.	2014	69,707	75,257	75,136	75,121	75,120
3.	2015	XXX	63,554	70,614	70,636	70,615
4.	2016	XXX	XXX	83,076	90,447	90,202
5.	2017	XXX	XXX	XXX	84,465	91,310
6.	2018	XXX	XXX	XXX	XXX	116,847

Section B - Incurred Health Claims - Comprehensive (Hospital & Medical)

Year in Which Losses Were Incurred		Sum of Cumulative Net Amount Paid and Claim Liability, Claim Reserve and Medical Incentive Pool and Bonuses Outstanding at End of Year				
		1 2014	2 2015	3 2016	4 2017	5 2018
1.	Prior	6,832	6,509	6,380	6,355	6,318
2.	2014	77,743	75,383	75,136	75,121	75,120
3.	2015	XXX	72,672	70,722	70,636	70,615
4.	2016	XXX	XXX	96,768	91,452	90,202
5.	2017	XXX	XXX	XXX	94,870	91,506
6.	2018	XXX	XXX	XXX	XXX	133,839

Section C - Incurred Year Health Claims and Claims Adjustment Expense Ratio - Comprehensive (Hospital & Medical)

Years in which Premiums were Earned and Claims were Incurred	1 Premiums Earned	2 Claims Payment	3 Claim Adjustment Expense Payments	4 (Col. 3/2) Percent	5 Claim and Claim Adjustment Expense Payments (Col. 2 + 3)	6 (Col. 5/1) Percent	7 Claims Unpaid	8 Unpaid Claims Adjustment Expenses	9 Total Claims and Claims Adjustment Expense Incurred (Col. 5+7+8)	10 (Col. 9/1) Percent
1. 2014	86,930	75,120	2,846	3.8	77,966	89.7	0	0	77,966	89.7
2. 2015	90,075	70,615	3,243	4.6	73,858	82.0	0	0	73,858	82.0
3. 2016	105,145	90,202	4,124	4.6	94,326	89.7	0	0	94,326	89.7
4. 2017	113,378	91,310	4,499	4.9	95,809	84.5	195	1	96,005	84.7
5. 2018	158,569	116,847	5,320	4.6	122,167	77.0	16,992	80	139,239	87.8

UNDERWRITING AND INVESTMENT EXHIBIT

PART 2C - DEVELOPMENT OF PAID AND INCURRED HEALTH CLAIMS
(\$000 Omitted)

Section A - Paid Health Claims - Grand Total

Year in Which Losses Were Incurred						Cumulative Net Amounts Paid				
						1 2014	2 2015	3 2016	4 2017	5 2018
1.	Prior					6,724	6,509	6,380	6,355	6,318
2.	2014					69,707	75,257	75,136	75,121	75,120
3.	2015					XXX	63,554	70,614	70,636	70,615
4.	2016					XXX	XXX	83,076	90,447	90,202
5.	2017					XXX	XXX	XXX	84,465	91,310
6.	2018					XXX	XXX	XXX	XXX	116,847

Section B - Incurred Health Claims - Grand Total

Year in Which Losses Were Incurred						Sum of Cumulative Net Amount Paid and Claim Liability, Claim Reserve and Medical Incentive Pool and Bonuses Outstanding at End of Year				
						1 2014	2 2015	3 2016	4 2017	5 2018
1.	Prior					6,832	6,509	6,380	6,355	6,318
2.	2014					77,743	75,383	75,136	75,121	75,120
3.	2015					XXX	72,672	70,722	70,636	70,615
4.	2016					XXX	XXX	96,768	91,452	90,202
5.	2017					XXX	XXX	XXX	94,870	91,506
6.	2018					XXX	XXX	XXX	XXX	133,839

Section C - Incurred Year Health Claims and Claims Adjustment Expense Ratio - Grand Total

Years in which Premiums were Earned and Claims were Incurred		1 Premiums Earned	2 Claims Payment	3 Claim Adjustment Expense Payments	4 (Col. 3/2) Percent	5 Claim and Claim Adjustment Expense Payments (Col. 2 + 3)	6 (Col. 5/1) Percent	7 Claims Unpaid	8 Unpaid Claims Adjustment Expenses	9 Total Claims and Claims Adjustment Expense Incurred (Col. 5+7+8)	10 (Col. 9/1) Percent
1.	2014	86,930	75,120	2,846	3.8	77,966	89.7	0	0	77,966	89.7
2.	2015	90,075	70,615	3,243	4.6	73,858	82.0	0	0	73,858	82.0
3.	2016	105,145	90,202	4,124	4.6	94,326	89.7	0	0	94,326	89.7
4.	2017	113,378	91,310	4,499	4.9	95,809	84.5	195	1	96,005	84.7
5.	2018	158,569	116,847	5,320	4.6	122,167	77.0	16,992	80	139,239	87.8

UNDERWRITING AND INVESTMENT EXHIBIT

PART 2D - AGGREGATE RESERVE FOR ACCIDENT AND HEALTH CONTRACTS ONLY

	1	2	3	4	5	6	7	8	9
	Total	Comprehensive (Hospital & Medical)	Medicare Supplement	Dental Only	Vision Only	Federal Employees Health Benefits Plan	Title XVIII Medicare	Title XIX Medicaid	Other
1. Unearned premium reserves	7,025	7,025	0	0	0	0	0	0	0
2. Additional policy reserves (a)	0	0	0	0	0	0	0	0	0
3. Reserve for future contingent benefits	0	0	0	0	0	0	0	0	0
4. Reserve for rate credits or experience rating refunds (including \$0) for investment income	0	0	0	0	0	0	0	0	0
5. Aggregate write-ins for other policy reserves	2,486,419	2,486,419	0	0	0	0	0	0	0
6. Totals (gross)	2,493,444	2,493,444	0	0	0	0	0	0	0
7. Reinsurance ceded	0	0	0	0	0	0	0	0	0
8. Totals (Net)(Page 3, Line 4)	2,493,444	2,493,444	0	0	0	0	0	0	0
9. Present value of amounts not yet due on claims	0	0	0	0	0	0	0	0	0
10. Reserve for future contingent benefits	0	0	0	0	0	0	0	0	0
11. Aggregate write-ins for other claim reserves	0	0	0	0	0	0	0	0	0
12. Totals (gross)	0	0	0	0	0	0	0	0	0
13. Reinsurance ceded	0	0	0	0	0	0	0	0	0
14. Totals (Net)(Page 3, Line 7)	0	0	0	0	0	0	0	0	0
DETAILS OF WRITE-INS									
0501. Section 1343 ACA Risk Adjustment Payable	2,298,349	2,298,349	0	0	0	0	0	0	0
0502. High-Cost Risk Pool Payable	188,070	188,070	0	0	0	0	0	0	0
0503.									
0598. Summary of remaining write-ins for Line 5 from overflow page.....	0	0	0	0	0	0	0	0	0
0599. Totals (Lines 0501 thru 0503 plus 0598) (Line 5 above)	2,486,419	2,486,419	0	0	0	0	0	0	0
1101.									
1102.									
1103.									
1198. Summary of remaining write-ins for Line 11 from overflow page	0	0	0	0	0	0	0	0	0
1199. Totals (Lines 1101 thru 1103 plus 1198) (Line 11 above)	0	0	0	0	0	0	0	0	0

(a) Includes \$0 premium deficiency reserve.

UNDERWRITING AND INVESTMENT EXHIBIT

	Claim Adjustment Expenses		3	4	5
	1	2			
	Cost Containment Expenses	Other Claim Adjustment Expenses	General Administrative Expenses	Investment Expenses	Total
1. Rent (\$0 for occupancy of own building)	91,529	86,073	269,130	0	446,732
2. Salary, wages and other benefits	1,630,512	1,533,319	4,794,353	0	7,958,184
3. Commissions (less \$0 ceded plus \$0 assumed)	0	0	5,121,535	0	5,121,535
4. Legal fees and expenses	18,573	17,466	54,612	0	90,651
5. Certifications and accreditation fees	0	0	0	0	0
6. Auditing, actuarial and other consulting services	156,406	147,083	459,895	0	763,384
7. Traveling expenses	50,264	47,268	147,797	0	245,329
8. Marketing and advertising	96,411	90,664	283,485	0	470,560
9. Postage, express and telephone	94,094	88,485	276,672	0	459,251
10. Printing and office supplies	102,403	96,299	301,106	0	499,808
11. Occupancy, depreciation and amortization	43,312	40,730	127,355	0	211,397
12. Equipment	13,378	12,581	39,337	0	65,296
13. Cost or depreciation of EDP equipment and software	186,133	175,038	547,306	0	908,477
14. Outsourced services including EDP, claims, and other services	163,886	216,242	481,890	0	862,018
15. Boards, bureaus and association fees	2,668	2,509	7,844	0	13,021
16. Insurance, except on real estate	13,304	12,511	39,118	0	64,933
17. Collection and bank service charges	8,364	7,866	24,595	0	40,825
18. Group service and administration fees	43,042	40,477	126,562	0	210,081
19. Reimbursements by uninsured plans	0	0	0	0	0
20. Reimbursements from fiscal intermediaries	0	0	0	0	0
21. Real estate expenses	0	0	0	0	0
22. Real estate taxes	3,320	2,765	14,122	0	20,207
23. Taxes, licenses and fees:					
23.1 State and local insurance taxes	0	0	648,133	0	648,133
23.2 State premium taxes	0	0	0	0	0
23.3 Regulatory authority licenses and fees	0	0	4,002,033	0	4,002,033
23.4 Payroll taxes	70,112	58,388	298,213	0	426,713
23.5 Other (excluding federal income and real estate taxes)	0	0	0	0	0
24. Investment expenses not included elsewhere	0	0	0	11,484	11,484
25. Aggregate write-ins for expenses	398,214	207,876	896,639	0	1,502,729
26. Total expenses incurred (Lines 1 to 25)	3,185,925	2,883,640	18,961,732	11,484	(a)25,042,781
27. Less expenses unpaid December 31, current year	42,548	38,511	2,042,196	2,441	2,125,696
28. Add expenses unpaid December 31, prior year	41,440	30,255	1,493,989	2,471	1,568,155
29. Amounts receivable relating to uninsured plans, prior year	0	0	0	0	0
30. Amounts receivable relating to uninsured plans, current year	0	0	0	0	0
31. Total expenses paid (Lines 26 minus 27 plus 28 minus 29 plus 30)	3,184,817	2,875,384	18,413,525	11,514	24,485,240
DETAILS OF WRITE-INS					
2501. Information Technology	8,410	7,909	24,730	0	41,049
2502. Interest	1,499	1,410	59,785	0	62,694
2503. Managed Care & Network Access	178,590	1,343	102,349	0	282,282
2598. Summary of remaining write-ins for Line 25 from overflow page	209,715	197,214	709,775	0	1,116,704
2599. Totals (Lines 2501 thru 2503 plus 2598)(Line 25 above)	398,214	207,876	896,639	0	1,502,729

(a) Includes management fees of \$11,886,145 to affiliates and \$0 to non-affiliates.

EXHIBIT OF NET INVESTMENT INCOME

		1	2
		Collected During Year	Earned During Year
1.	U.S. government bonds	(a)30,73933,685
1.1	Bonds exempt from U.S. tax	(a)00
1.2	Other bonds (unaffiliated)	(a)306,265295,693
1.3	Bonds of affiliates	(a)00
2.1	Preferred stocks (unaffiliated)	(b)00
2.11	Preferred stocks of affiliates	(b)00
2.2	Common stocks (unaffiliated)00
2.21	Common stocks of affiliates00
3.	Mortgage loans	(c)00
4.	Real estate	(d)00
5	Contract Loans00
6	Cash, cash equivalents and short-term investments	(e)394,869394,869
7	Derivative instruments	(f)00
8.	Other invested assets00
9.	Aggregate write-ins for investment income00
10.	Total gross investment income	731,873	724,247
11.	Investment expenses		(g)11,484
12.	Investment taxes, licenses and fees, excluding federal income taxes		(g)0
13.	Interest expense		(h)0
14.	Depreciation on real estate and other invested assets		(i)0
15.	Aggregate write-ins for deductions from investment income0
16.	Total deductions (Lines 11 through 15)11,484
17.	Net investment income (Line 10 minus Line 16)		712,763
DETAILS OF WRITE-INS			
0901.		
0902.		
0903.		
0998.	Summary of remaining write-ins for Line 9 from overflow page00
0999.	Totals (Lines 0901 thru 0903 plus 0998) (Line 9, above)	0	0
1501.		
1502.		
1503.		
1598.	Summary of remaining write-ins for Line 15 from overflow page0
1599.	Totals (Lines 1501 thru 1503 plus 1598) (Line 15, above)		0

- (a) Includes \$4,227 accrual of discount less \$205,494 amortization of premium and less \$4,719 paid for accrued interest on purchases.
- (b) Includes \$0 accrual of discount less \$0 amortization of premium and less \$0 paid for accrued dividends on purchases.
- (c) Includes \$0 accrual of discount less \$0 amortization of premium and less \$0 paid for accrued interest on purchases.
- (d) Includes \$0 for company's occupancy of its own buildings; and excludes \$0 interest on encumbrances.
- (e) Includes \$77 accrual of discount less \$0 amortization of premium and less \$0 paid for accrued interest on purchases.
- (f) Includes \$0 accrual of discount less \$0 amortization of premium.
- (g) Includes \$.0 investment expenses and \$0 investment taxes, licenses and fees, excluding federal income taxes, attributable to segregated and Separate Accounts.
- (h) Includes \$0 interest on surplus notes and \$0 interest on capital notes.
- (i) Includes \$0 depreciation on real estate and \$0 depreciation on other invested assets.

EXHIBIT OF CAPITAL GAINS (LOSSES)

		1	2	3	4	5
		Realized Gain (Loss) On Sales or Maturity	Other Realized Adjustments	Total Realized Capital Gain (Loss) (Columns 1 + 2)	Change in Unrealized Capital Gain (Loss)	Change in Unrealized Foreign Exchange Capital Gain (Loss)
1.	U.S. Government bonds00000
1.1	Bonds exempt from U.S. tax00000
1.2	Other bonds (unaffiliated)(7,336)0(7,336)00
1.3	Bonds of affiliates00000
2.1	Preferred stocks (unaffiliated)00000
2.11	Preferred stocks of affiliates00000
2.2	Common stocks (unaffiliated)00000
2.21	Common stocks of affiliates00000
3.	Mortgage loans00000
4.	Real estate00000
5.	Contract loans00000
6.	Cash, cash equivalents and short-term investments00000
7.	Derivative instruments00000
8.	Other invested assets00000
9.	Aggregate write-ins for capital gains (losses)00000
10.	Total capital gains (losses)(7,336)0(7,336)00
DETAILS OF WRITE-INS						
0901.					
0902.					
0903.					
0998.	Summary of remaining write-ins for Line 9 from overflow page00000
0999.	Totals (Lines 0901 thru 0903 plus 0998) (Line 9, above)	0	0	0	0	0

EXHIBIT OF NON-ADMITTED ASSETS

	1	2	3
	Current Year Total Nonadmitted Assets	Prior Year Total Nonadmitted Assets	Change in Total Nonadmitted Assets (Col. 2 - Col. 1)
1. Bonds (Schedule D)	0	0	0
2. Stocks (Schedule D):			
2.1 Preferred stocks	0	0	0
2.2 Common stocks	0	0	0
3. Mortgage loans on real estate (Schedule B):			
3.1 First liens	0	0	0
3.2 Other than first liens.....	0	0	0
4. Real estate (Schedule A):			
4.1 Properties occupied by the company	0	0	0
4.2 Properties held for the production of income.....	0	0	0
4.3 Properties held for sale	0	0	0
5. Cash (Schedule E - Part 1), cash equivalents (Schedule E - Part 2) and short-term investments (Schedule DA)	0	0	0
6. Contract loans	0	0	0
7. Derivatives (Schedule DB)	0	0	0
8. Other invested assets (Schedule BA)	0	0	0
9. Receivables for securities	0	0	0
10. Securities lending reinvested collateral assets (Schedule DL)	0	0	0
11. Aggregate write-ins for invested assets	0	0	0
12. Subtotals, cash and invested assets (Lines 1 to 11)	0	0	0
13. Title plants (for Title insurers only)	0	0	0
14. Investment income due and accrued	0	0	0
15. Premiums and considerations:			
15.1 Uncollected premiums and agents' balances in the course of collection	40,112	37,444	(2,668)
15.2 Deferred premiums, agents' balances and installments booked but deferred and not yet due	0	0	0
15.3 Accrued retrospective premiums and contracts subject to redetermination	0	0	0
16. Reinsurance:			
16.1 Amounts recoverable from reinsurers	0	0	0
16.2 Funds held by or deposited with reinsured companies	0	0	0
16.3 Other amounts receivable under reinsurance contracts	0	0	0
17. Amounts receivable relating to uninsured plans	0	0	0
18.1 Current federal and foreign income tax recoverable and interest thereon	0	0	0
18.2 Net deferred tax asset	0	0	0
19. Guaranty funds receivable or on deposit	0	0	0
20. Electronic data processing equipment and software	0	0	0
21. Furniture and equipment, including health care delivery assets	0	0	0
22. Net adjustment in assets and liabilities due to foreign exchange rates	0	0	0
23. Receivable from parent, subsidiaries and affiliates	0	0	0
24. Health care and other amounts receivable	460,359	709,547	249,188
25. Aggregate write-ins for other than invested assets	10,913	11,565	652
26. Total assets excluding Separate Accounts, Segregated Accounts and Protected Cell Accounts (Lines 12 to 25)	511,384	758,556	247,172
27. From Separate Accounts, Segregated Accounts and Protected Cell Accounts	0	0	0
28. Total (Lines 26 and 27)	511,384	758,556	247,172
DETAILS OF WRITE-INS			
1101.			
1102.			
1103.			
1198. Summary of remaining write-ins for Line 11 from overflow page	0	0	0
1199. Totals (Lines 1101 thru 1103 plus 1198)(Line 11 above)	0	0	0
2501. Prepaid Expenses	10,913	11,565	652
2502.			
2503.			
2598. Summary of remaining write-ins for Line 25 from overflow page	0	0	0
2599. Totals (Lines 2501 thru 2503 plus 2598)(Line 25 above)	10,913	11,565	652

EXHIBIT 1 - ENROLLMENT BY PRODUCT TYPE FOR HEALTH BUSINESS ONLY

Source of Enrollment	Total Members at End of					6 Current Year Member Months
	1 Prior Year	2 First Quarter	3 Second Quarter	4 Third Quarter	5 Current Year	
1. Health Maintenance Organizations	24,058	29,318	29,312	32,069	32,933	364,605
2. Provider Service Organizations	0	0	0	0	0	0
3. Preferred Provider Organizations	0	0	0	0	0	0
4. Point of Service	0	0	0	0	0	0
5. Indemnity Only	0	0	0	0	0	0
6. Aggregate write-ins for other lines of business.....	0	0	0	0	0	0
7. Total	24,058	29,318	29,312	32,069	32,933	364,605
DETAILS OF WRITE-INS						
0601.						
0602.						
0603.						
0698. Summary of remaining write-ins for Line 6 from overflow page	0	0	0	0	0	0
0699. Totals (Lines 0601 thru 0603 plus 0698) (Line 6 above)	0	0	0	0	0	0

EXHIBIT 2 - ACCIDENT AND HEALTH PREMIUMS DUE AND UNPAID

[illegible]

EXHIBIT 3 - HEALTH CARE RECEIVABLES

1 Name of Debtor	2 1 - 30 Days	3 31 - 60 Days	4 61 - 90 Days	5 Over 90 Days	6 Nonadmitted	7 Admitted
OptumRx, Inc.	3,484,049	297,624	167,635	473,520	460,359	3,962,469
0199998. Aggregate Pharmaceutical Rebate Receivables Not Individually Listed	0	0	0	0	0	0
0199999. Total Pharmaceutical Rebate Receivables	3,484,049	297,624	167,635	473,520	460,359	3,962,469
0299998. Aggregate Claim Overpayment Receivables Not Individually Listed	0	0	0	0	0	0
0299999. Total Claim Overpayment Receivables	0	0	0	0	0	0
0399998. Aggregate Loans and Advances to Providers Not Individually Listed	0	0	0	0	0	0
0399999. Total Loans and Advances to Providers	0	0	0	0	0	0
0499998. Aggregate Capitation Arrangement Receivables Not Individually Listed	0	0	0	0	0	0
0499999. Total Capitation Arrangement Receivables	0	0	0	0	0	0
0599998. Aggregate Risk Sharing Receivables Not Individually Listed	0	0	0	0	0	0
0599999. Total Risk Sharing Receivables	0	0	0	0	0	0
0699998. Aggregate Other Receivables Not Individually Listed	0	0	0	0	0	0
0699999. Total Other Receivables	0	0	0	0	0	0
.....						
.....						
.....						
.....						
.....						
.....						
.....						
.....						
.....						
0799999 Gross health care receivables	3,484,049	297,624	167,635	473,520	460,359	3,962,469

EXHIBIT 3A - ANALYSIS OF HEALTH CARE RECEIVABLES COLLECTED AND ACCRUED

Type of Health Care Receivable	Health Care Receivables Collected During the Year		Health Care Receivables Accrued as of December 31 of Current Year		5	6
	1 On Amounts Accrued Prior to January 1 of Current Year	2 On Amounts Accrued During the Year	3 On Amounts Accrued December 31 of Prior Year	4 On Amounts Accrued During the Year	Health Care Receivables in Prior Years (Columns 1 + 3)	Estimated Health Care Receivables Accrued as of December 31 of Prior Year
1. Pharmaceutical rebate receivables	3,364,629	6,079,425	18,614	4,404,213	3,383,243	3,393,056
2. Claim overpayment receivables	0	0	0	0	0	0
3. Loans and advances to providers	0	0	0	0	0	0
4. Capitation arrangement receivables	0	0	0	0	0	0
5. Risk sharing receivables	0	0	0	0	0	0
6. Other health care receivables.....	0	0	0	0	0	0
7. Totals (Lines 1 through 6)	3,364,629	6,079,425	18,614	4,404,213	3,383,243	3,393,056

Note that the accrued amounts in Columns 3, 4, and 6 are the total health care receivables, not just the admitted portion.

21

EXHIBIT 6 - AMOUNTS DUE TO PARENT, SUBSIDIARIES AND AFFILIATES

[illegible]

ANNUAL STATEMENT FOR THE YEAR 2018 OF THE UnitedHealthcare of Kentucky, Ltd.

EXHIBIT 7 PART 1- SUMMARY OF TRANSACTIONS WITH PROVIDERS

	1	2	3	4	5	6
Payment Method	Direct Medical Expense Payment	Column 1 as a % of Total Payments	Total Members Covered	Column 3 as a % of Total Members	Column 1 Expenses Paid to Affiliated Providers	Column 1 Expenses Paid to Non-Affiliated Providers
Capitation Payments:						
1. Medical groups	0	0.0	0	0.0	0	0
2. Intermediaries	2,693,977	2.2	32,933	100.0	2,693,977	0
3. All other providers	31,467	0.0	32,933	100.0	0	31,467
4. Total capitation payments	2,725,444	2.2	32,933	100.0	2,693,977	31,467
Other Payments:						
5. Fee-for-service	12,103,608	9.8	XXX	XXX	0	12,103,608
6. Contractual fee payments	108,708,413	88.0	XXX	XXX	9,118	108,699,295
7. Bonus/withhold arrangements - fee-for-service	0	0.0	XXX	XXX	0	0
8. Bonus/withhold arrangements - contractual fee payments	4,600	0.0	XXX	XXX	0	4,600
9. Non-contingent salaries	0	0.0	XXX	XXX	0	0
10. Aggregate cost arrangements	0	0.0	XXX	XXX	0	0
11. All other payments	0	0.0	XXX	XXX	0	0
12. Total other payments	120,816,621	97.8	XXX	XXX	9,118	120,807,503
13. TOTAL (Line 4 plus Line 12)	123,542,065	100%	XXX	XXX	2,703,095	120,838,970

EXHIBIT 7 - PART 2 - SUMMARY OF TRANSACTIONS WITH INTERMEDIARIES

1	2	3	4	5	6
NAIC Code	Name of Intermediary	Capitation Paid	Average Monthly Capitation	Intermediary's Total Adjusted Capital	Intermediary's Authorized Control Level RBC
	OptumHealth Care Solutions, Inc.	401,399	33,450	0	0
	United Behavioral Health, Inc.	2,292,578	191,048	0	0
9999999 Totals		2,693,977	XXX	XXX	XXX

EXHIBIT 8 - FURNITURE, EQUIPMENT AND SUPPLIES OWNED

		1	2	3	4	5	6
Description		Cost	Improvements	Accumulated Depreciation	Book Value Less Encumbrances	Assets Not Admitted	Net Admitted Assets
1.	Administrative furniture and equipment	NONE					
2.	Medical furniture, equipment and fixtures						
3.	Pharmaceuticals and surgical supplies						
4.	Durable medical equipment						
5.	Other property and equipment						
6.	Total						

UNITEDHEALTHCARE OF KENTUCKY, LTD.

NOTES TO STATUTORY BASIS FINANCIAL STATEMENTS
AS OF AND FOR THE YEARS ENDED DECEMBER 31, 2018 AND 2017

1. SUMMARY OF SIGNIFICANT ACCOUNTING POLICIES AND GOING CONCERN

Organization and Operation

UnitedHealthcare of Kentucky, Ltd. (the “Partnership”), a limited partnership, licensed as a health maintenance organization (“HMO”), offers its enrollees a variety of managed care programs and products through contractual arrangements with health care providers. The two general partners of the Partnership are United HealthCare Services, Inc. (“UHS”), a wholly owned subsidiary of UnitedHealth Group Incorporated (“UnitedHealth Group”), and UnitedHealthcare, Inc. (“UHC”), a wholly owned subsidiary of UHS. UHS is a HMO management corporation that provides management services to the Partnership under the terms of a management agreement (the “Agreement”). UHS also holds 100% of the limited partnership interests. On June 30, 2007, Commonwealth Physician Services Corporation was merged into UHC transferring the Partnership interest to UHC. The Partnership’s profits and losses are allocated to the general partners based on their ownership percentages of 94.18% and 5.82% for UHS and UHC, respectively, in accordance with the partnership agreement. UnitedHealth Group is a publicly held partnership trading on the New York Stock Exchange.

The Partnership was organized on May 1, 1985, and in May 1986, became certified as an HMO by the Commonwealth of Kentucky Department of Insurance (the “Department”) and the State of Indiana Department of Insurance. The Partnership has entered into contracts with physicians, hospitals, and other health care provider organizations to deliver health care services for all enrollees.

The Partnership offers comprehensive commercial products to individual and employer groups. Each contract outlines the coverage provided and renewal provisions.

A. Accounting Practices

The statutory basis financial statements of the Partnership are presented on the basis of accounting practices prescribed or permitted by the Department.

The Department recognizes only statutory accounting practices, prescribed and permitted by the Commonwealth of Kentucky, for determining and reporting the financial condition and results of operations of an HMO for determining its solvency under Kentucky Insurance Law. The state prescribes the use of the National Association of Insurance Commissioners’ (“NAIC”) Accounting Practices and Procedures manual (“NAIC SAP”) in effect for the accounting periods covered in the statutory basis financial statements.

No significant differences exist between the practices prescribed and permitted by the Commonwealth of Kentucky and those prescribed and permitted by the NAIC SAP which materially affect the statutory basis net income and partnership capital and surplus, as illustrated in the table below

	SSAP #	F/S Page #	F/S Line #	2018	2017
Net Income					
(1) Partnership state basis (Page 4, Line 32, Columns 2 & 3)	XXX	XXX	XXX	\$ 4,221,820	\$ 4,812,060
(2) State prescribed practices that are an increase/(decrease) from NAIC SAP: Not Applicable				-	-
(3) State permitted practices that are an increase/(decrease) from NAIC SAP: Not Applicable				-	-
(4) NAIC SAP (1 - 2 - 3 = 4)	XXX	XXX	XXX	<u>\$ 4,221,820</u>	<u>\$ 4,812,060</u>
Capital and Surplus					
(5) Partnership state basis (Page 3, Line 33, Columns 3 & 4)	XXX	XXX	XXX	\$ 18,854,852	\$ 14,422,727
(6) State prescribed practices that are an increase/(decrease) from NAIC SAP: Not Applicable				-	-
(7) State permitted practices that are an increase/(decrease) from NAIC SAP: Not Applicable				-	-
(8) NAIC SAP (5 - 6 - 7 = 8)	XXX	XXX	XXX	<u>\$ 18,854,852</u>	<u>\$ 14,422,727</u>

B. Use of Estimates in the Preparation of the Statutory Basis Financial Statements

The preparation of these statutory basis financial statements in conformity with the NAIC Annual Statement Instructions and the NAIC SAP include certain amounts that are based on the Partnership's estimates and judgments. These estimates require the Partnership to apply complex assumptions and judgments, often because the Partnership must make estimates about the effects of matters that are inherently uncertain and will change in subsequent periods. The most significant estimates relate to hospital and medical benefits, claims unpaid, aggregate health policy reserves, and risk adjustment estimates. The Partnership adjusts these estimates each period as more current information becomes available. The impact of any changes in estimates is included in the determination of net income in the period in which the estimate is adjusted.

C. Accounting Policy

Basis of Presentation — The Partnership prepares its statutory basis financial statements on the basis of accounting practices prescribed and permitted by the Department. These statutory practices differ from accounting principles generally accepted in the United States of America ("GAAP").

Accounting policy disclosures that are required by the NAIC Annual Statement instructions are as follows:

- (1–2) Bonds and short-term investments are stated at book/adjusted carrying value if they meet NAIC designation of one or two and stated at the lower of book/adjusted carrying value or fair value if they meet an NAIC designation of three or higher. The Partnership does not have any mandatory convertible securities or Securities Valuation Office of the NAIC ("SVO") identified funds (i.e.: exchange traded funds or bond mutual funds) in its bond portfolio. Amortization of bond premium or accretion of discount is calculated using the constant-yield interest method. Bonds are valued and reported using market prices published by the SVO in accordance with the NAIC Valuation of Securities manual prepared by the SVO or an external pricing service;
- (3–4) The Partnership holds no common or preferred stock;
- (5) The Partnership holds no mortgage loans on real estate;
- (6) U.S. government and agency securities and corporate debt securities include loan-backed securities (mortgage-backed securities and asset-backed securities), which are valued using the retrospective adjustment methodology. Prepayment assumptions for the determination of the book/adjusted carrying value, commonly referred to as amortized cost, of loan-backed securities are based on a three-month constant prepayment rate history obtained from external data source vendors. The Partnership's investment policy limits investments in nonagency residential mortgage-backed securities, including home equity and sub-prime mortgages, to 10% of total cash and invested assets. Total combined investments in mortgage-backed securities and asset-backed securities cannot exceed more than 30% of total cash and invested assets;
- (7) The Partnership holds no investments in subsidiaries, controlled, or affiliated entities;
- (8) The Partnership has no investment interests with respect to joint ventures, partnerships, or limited liability companies;
- (9) The Partnership holds no derivatives;
- (10) Premium deficiency reserves (inclusive of conversion reserves) and the related expenses are recognized when it is probable that expected future health care expenses, claims adjustment expenses ("CAE"), direct administration costs, and an allocation of indirect administration costs under a group of existing contracts will exceed anticipated future premiums and reinsurance recoveries considered over the remaining lives of the contracts, and are recorded as aggregate health policy reserves in the statutory basis statements of admitted assets, liabilities, and partnership capital and surplus. Indirect administration costs arise from activities that are not specifically identifiable to a specific group of existing contracts, and therefore, those costs are fully allocated among the various contract groupings. The allocation of indirect administration costs to each contract grouping is made proportionately to the expected margins remaining in the premiums after future health care expenses, CAE, and direct administration costs are considered. The methods for making such estimates and for establishing the resulting reserves are periodically reviewed and updated, and any adjustments are reflected as a decrease in reserves for accident and health contracts in the statutory basis statements of operations in the period in which the change in estimate is identified. The Partnership anticipates investment income as a factor in the premium deficiency calculation (see Note 30);

- (11) CAE are those costs expected to be incurred in connection with the adjustment and recording of accident and health claims. Pursuant to the terms of the Agreement (see Note 10), the Partnership pays a management fee to its affiliate, UHS, in exchange for administrative and management services. A detailed review of the administrative expenses of the Partnership and UHS is performed to determine the allocation between CAE and general administrative expenses ("GAE") to be reported in the statutory basis statements of operations. It is the responsibility of UHS to pay CAE in the event the Partnership ceases operations. The Partnership has recorded an estimate of unpaid CAE associated with incurred but unpaid claims, which is included in unpaid CAE in the statutory basis statements of admitted assets, liabilities, and partnership capital and surplus. Management believes the amount of the liability for unpaid CAE as of December 31, 2018 is adequate to cover the Partnership's cost for the adjustment and recording of unpaid claims; however, actual expenses may differ from those established estimates. Adjustments to the estimates for unpaid CAE are reflected in operating results in the period in which the change in estimate is identified;
- (12) The Partnership does not carry any fixed assets on the statutory basis financial statements;
- (13) Health care receivables consist of pharmacy rebates receivable estimated based on the most currently available data from the Partnership's claims processing systems and from data provided by the Partnership's affiliated pharmaceutical benefit manager, OptumRx, Inc. ("OptumRx"). Health care receivables are considered nonadmitted assets under the NAIC SAP if they do not meet admissibility requirements. Accordingly, the Partnership has excluded receivables that do not meet the admissibility criteria from the statutory basis statements of admitted assets, liabilities, and partnership capital and surplus (see Note 28).

The Partnership has also deemed the following to be significant accounting policies and/or differences between statutory practices and GAAP:

ASSETS

Cash and Invested Assets

- Bonds include U.S. government and agency securities, state and agency municipal securities, city and county municipal securities, and corporate debt securities, with a maturity of greater than one year at the time of purchase;
- Certain debt investments categorized as available-for-sale or held-to-maturity under GAAP are presented at the lower of book/adjusted carrying value or fair value in accordance with the NAIC designations in the statutory basis financial statements, whereas under GAAP, these investments are shown at fair value or book/adjusted carrying value, respectively;
- Cash and cash equivalents in the statutory basis financial statements represent cash balances and investments with original maturities of one year or less from the time of acquisition, whereas under GAAP, the corresponding caption of cash and cash equivalents includes cash balances and investments that will mature in one year or less from the balance sheet date;
- Cash represents cash held by the Partnership in disbursement accounts with a maturity date of less than one year from acquisition. Claims and other payments are made from the disbursement accounts daily;
- Outstanding checks are required to be netted against cash balances or represented as cash overdrafts if in excess of cash balances in the statutory basis statements of admitted assets, liabilities, and partnership capital and surplus as opposed to being presented as other liabilities under GAAP;
- Cash equivalent include money market funds. Cash equivalents have original maturity dates of three months or less from the date of acquisition, and are reported at cost or amortized cost depending on the nature of the underlying security, which approximates fair value. Cash equivalents, excluding money-market funds, are reported at cost or book/adjusted carrying value depending on the nature of the underlying security, which approximates fair value. Money-market funds are reported at fair value or net asset value ("NAV") as a practical expedient;
- Realized capital gains and losses on sales of investments are calculated based upon specific identification of the investments sold. These gains and losses are reported as net realized capital (losses) gains less capital gains tax (benefit) expense in the statutory basis statements of operations;

- The Partnership continually monitors the difference between amortized cost and estimated fair value of its investments. If any of the Partnership's investments experience a decline in value that the Partnership has determined is other-than-temporary, or if the Partnership has determined it will sell a security that is in an impaired status, the Partnership will record a realized loss in net realized capital gains (losses) less capital gains tax (benefit) in the statutory basis statements of operations. The new cost basis is not changed for subsequent recoveries in fair value. The prospective adjustment method is utilized for loan-backed securities for periods subsequent to the loss recognition. The Partnership has not recorded any other-than-temporary impairments ("OTTI") for the years ended December 31, 2018 and 2017;
- The statutory basis statements of cash flows reconcile cash and cash equivalents, with original maturities of one year or less from the time of acquisition; whereas under GAAP, pursuant to Accounting Standards Update 2016-18, *Statement of Cash Flows, Restricted Cash*, the statements of cash flows reconcile the corresponding captions of cash, cash equivalents and restricted cash with maturities of three months or less. In addition, there are classification differences within the presentation of the cash flow categories between GAAP and statutory reporting. The statutory basis statements of cash flows are prepared in accordance with the NAIC Annual Statement Instructions.
- **Receivables for Securities** — The Partnership reports receivables for securities when investments are sold at the end of an accounting period and proceeds are received in a subsequent month in the statutory basis statements of admitted assets, liabilities, and partnership capital and surplus. Any receivables for securities not received within 15 days from the settlement date are nonadmitted.

Other Assets

- **Investment Income Due and Accrued**— Investment income earned and due as of the reporting date, in addition to investment income earned but not paid or collected until subsequent periods, is reported as investment income due and accrued in the statutory basis statements of admitted assets, liabilities, and partnership capital and surplus. The Partnership evaluates the collectability of the amounts due and accrued and amounts determined to be uncollectible are written off in the period in which the determination is made. In addition, the remaining balance is assessed for admissibility and any balance greater than 90 days past due is considered a nonadmitted asset.
- **Premiums and Considerations**— The Partnership reports uncollected premium balances from its insured members as premiums and considerations in the statutory basis statements of admitted assets, liabilities, and partnership capital and surplus. Uncollected premium balances that are over 90 days past due are considered nonadmitted assets. In addition to those balances, current balances are also considered nonadmitted if the corresponding balance greater than 90 days past due is deemed more than inconsequential. Premiums and considerations also include risk adjustment receivables as defined in Section 1343 of the ACA. Premium adjustments are based upon the risk scores (health status) of enrollees participating in risk adjustment covered plans, rather than the actual loss experience of the insured. A risk adjustment receivable is recorded when the Partnership estimates its average actuarial risk score for policies included in this program is greater than the average actuarial risk scores in that market and state risk pool (see Note 24).

Premium adjustment for the ACA Section 1343 risk adjustment program is accounted for as premium adjustments subject to redetermination (see Note 24).

- **Current Federal Income Tax Recoverable**— The Partnership is included in the consolidated federal income tax return with its ultimate parent, UnitedHealth Group, under which taxes approximate the amount that would have been computed on a separate company basis, with the exception of net operating losses and capital losses. For these losses, the Partnership receives a benefit at the federal rate in the current year for current taxable losses incurred in that year to the extent losses can be utilized in the consolidated federal income tax return of UnitedHealth Group. A current federal income tax recoverable is recognized when the Partnership's allocated intercompany estimated payments are more than its actual calculated obligation based on the Partnership's stand-alone federal income tax return (see Note 9).

- **Net Deferred Tax Asset**— The NAIC SAP provides for an amount to be recorded for deferred taxes on temporary differences between the financial reporting and tax bases of assets, subject to a valuation allowance and admissibility limitations on deferred tax assets (see Note 9). In addition, under the NAIC SAP, the change in deferred tax assets is recorded directly to unassigned surplus in the statutory basis financial statements, whereas under GAAP, the change in deferred tax assets is recorded as a component of the income tax provision within the income statement and is based on the ultimate recoverability of the deferred tax assets. Based on the admissibility criteria under the NAIC SAP, any deferred tax assets determined to be nonadmitted are charged directly to surplus and excluded from the statutory basis financial statements, whereas under GAAP, such assets are included in the balance sheet.
- **Receivables from Parent, Subsidiaries, and Affiliates, Net**— In the normal course of business, the Partnership has various transactions with related parties (see Note 10). The Partnership reports any unsettled amounts due as receivables from parent, subsidiaries, and affiliates, net, in the statutory basis statements of admitted assets, liabilities, and partnership capital and surplus. The Partnership has excluded receivables that do not meet the admissibility criteria from the statutory basis statements of admitted assets, liabilities, and partnership capital and surplus.
- **State Income Tax Recoverable**— State income tax recoverable represents amounts that are expected to be recovered as a result of an overpayment of estimated tax carrybacks, or items for which the reporting entity has authority to recover under a state regulation or statute.

LIABILITIES

- **Claims Unpaid**— Claims unpaid include claims processed but not yet paid, estimates for claims received but not yet processed, estimates for the costs of health care services enrollees have received but for which claims have not yet been submitted, and payments and liabilities for physician, hospital, and other medical costs disputes.

The estimates for incurred but not yet reported claims are developed using an actuarial process that is consistently applied, centrally controlled, and automated. The actuarial models consider factors such as historical submission and payment data, cost trends, customer and product mix, seasonality, utilization of health care services, contracted service rates, and other relevant factors. The Partnership estimates such liabilities for physician, hospital, and other medical cost disputes based upon an analysis of potential outcomes, assuming a combination of litigation and settlement strategies. These estimates may change as actuarial methods change or as underlying facts upon which estimates are based change. The Partnership did not change actuarial methods during 2018 and 2017. Management believes the amount of claims unpaid is a best estimate of the Partnership's liability for unpaid claims and as of December 31, 2018; however, actual payments may differ from those established estimates.

The Partnership contracts with hospitals, physicians, and other providers of health care under capitated or discounted fee for service arrangements, including a hospital per diem to provide medical care services to enrollees. Some of these contracts are with related parties (see Note 10). Capitated providers are at risk for the cost of medical care services provided to the Partnership's enrollees; however, the Partnership is ultimately responsible for the provision of services to its enrollees should the capitated provider be unable to provide the contracted services.

- **Accrued Medical Incentive Pool and Bonus Amounts**— The Partnership has agreements with certain independent physicians and physician network organizations that provide for the establishment of a fund into which the Partnership places monthly premiums payable for members assigned to the physician. The Partnership manages the disbursement of funds from this account as well as reviews the utilization of nonprimary care medical services of members assigned to the physicians. Any surpluses in the fund are shared by the Partnership and the physician based upon predetermined risk-sharing percentage and the liability is included in accrued medical incentive pool and bonus amounts in the statutory basis statements of admitted assets, liabilities, and partnership capital and surplus. The Partnership has incentive and bonus arrangements with providers that are based on quality, utilization, and/or various health outcome measures. The estimated amount due to providers that meet the established metrics is included in accrued medical incentive pool and bonus amounts in the statutory basis statements of admitted assets, liabilities, and partnership capital and surplus.

- **Aggregate Health Policy Reserves**—The Partnership establishes a liability, net of ceded reinsurance, for estimated accrued retrospective and redetermination premiums due from the Partnership based on the actuarial method and assumptions for each respective contract. Aggregate health policy reserves also includes:
 - a) risk adjustment payables as defined in Section 1343 of the ACA. Premium adjustments are based upon the risk scores (health status) of enrollees participating in risk adjustment covered plans, rather than the actual loss experience of the insured. Effective for 2018 benefit plan year, the risk adjustments and distributions are calculated using a high-cost risk pool which add a reinsurance-like element to this program. A risk adjustment payable is recorded when the Partnership estimates its average actuarial risk score for policies included in this program is less than the average actuarial risk scores in that market and state risk pool (see Note 24); and
 - b) unearned premiums are established for the portion of premiums received during the current period that are not partially unearned at the end of the period and are included in aggregate health policy reserves in the statutory basis statements of admitted assets, liabilities, and partnership capital and surplus;
- **Premiums Received in Advance**— Premiums received in full for the policies processed during the current period, but prior to the commencement of the service period, are recorded as premiums received in advance in the statutory basis statements of admitted assets, liabilities, and partnership capital and surplus.
- **General Expenses Due or Accrued**— General expenses that are due as of the reporting date in addition to general expenses that have been incurred but are not due until a subsequent period are reported as general expenses due or accrued in the statutory basis statements of admitted assets, liabilities, and partnership capital and surplus. General expenses due or accrued also include the amounts for unpaid assessments, state income taxes and the unpaid portion of the contributions required under the ACA risk adjustment and reinsurance programs (see Note 24).
- **Current Federal Income Taxes Payable**— The Partnership is included in the consolidated federal income tax return with its ultimate parent, UnitedHealth Group under which taxes approximate the amount that would have been computed on a separate company basis, with the exception of net operating losses and capital losses. For these losses, the Partnership receives a benefit at the federal rate in the current year for current taxable losses incurred in that year to the extent losses can be utilized in the consolidated federal income tax return of UnitedHealth Group. A liability for federal income taxes payable is recognized when its allocated intercompany estimated payments are less than its actual calculated obligation based on the Partnership's stand-alone federal income tax return (see Note 9).
- **Amounts Due to Parent, Subsidiaries, and Affiliates, Net**— In the normal course of business, the Partnership has various transactions with related parties (see Note 10). The Partnership reports any unsettled amounts owed as amounts due to parent, subsidiaries, and affiliates, net, in the statutory basis statements of admitted assets, liabilities, and partnership capital and surplus.
- **Liability for Amounts Held Under Uninsured Plans** — Liability for amounts held under uninsured plans also includes the cost reimbursement for the cost-sharing reduction components of the ACA. The Partnership is fully reimbursed by the federal government for costs incurred related to these provisions. The Partnership receives advances that are applied to eligible claims. If the Partnership incurs costs that are less than these subsidies, a corresponding liability is recorded for amounts held under uninsured plans in the statutory basis statements of admitted assets, liabilities, and partnership capital and surplus.

PARTNERSHIP CAPITAL AND SURPLUS AND MINIMUM STATUTORY REQUIREMENTS

- **Nonadmitted Assets** — Certain assets, including certain aged premium receivables, certain health care receivables, and prepaid expenses, are considered nonadmitted assets under the NAIC SAP and are excluded from the statutory basis statements of admitted assets, liabilities, and partnership capital and surplus and charged directly to unassigned surplus. Under GAAP, such assets are included in the balance sheet.

- **Restricted Cash Reserves** — The Partnership held regulatory deposits in the amount of \$504,372 and \$505,527 of December 31, 2018 and 2017, respectively, in compliance with the state requirements for qualification purposes as a domestic and foreign insurer. These restricted cash reserves consist principally of government obligations and are stated at book/adjusted carrying value, which approximates fair value. These restricted deposits are included in bonds in the statutory basis statements of admitted assets, liabilities, and partnership capital and surplus. Interest earned on these deposits accrues to the Partnership.
- **Minimum Partnership Capital and Surplus** — Under the laws of the Commonwealth of Kentucky, the Partnership's domiciliary state, the Department requires the Partnership to maintain a minimum partnership capital and surplus to be greater than \$1,250,000.

Risk-based capital ("RBC") is a regulatory tool for measuring the minimum amount of capital appropriate for a managed care organization to support its overall business operations in consideration of its size and risk profile. The Department requires the Partnership to maintain minimum partnership capital and surplus equal to the greater of the state statute as outlined above, or the company action level as calculated by the RBC formula.

The Partnership is also subject to minimum partnership capital and surplus requirements in other states where it is licensed to do business.

The Partnership has \$18,854,852 and \$14,422,727 in total statutory basis partnership capital and surplus as of as of December 31, 2018 and 2017, respectively, which is in compliance with the required amounts where it is licensed to do business.

- **Section 9010 ACA Subsequent Fee Year Assessment**— The Partnership is subject to the Section 9010 ACA subsequent fee year assessment. Under the NAIC SAP, an amount equal to the estimated subsequent year fee must be apportioned out of unassigned surplus and reported as Section 9010 ACA subsequent fee year assessment, in the statutory basis statements of admitted assets, liabilities, and partnership capital and surplus, whereas under GAAP, no such special surplus designation is required. In accordance with the 2019 Health Insurer Fee ("HIF") moratorium, no HIF will be payable in 2019, therefore no amounts were apportioned out of unassigned surplus in the 2018 statutory basis statements of admitted assets, liabilities, and partnership capital and surplus.

STATEMENTS OF OPERATIONS

- **Net Premium Income and Change in Unearned Premium Reserves and Reserve for Rate Credits** — Revenues consist of net premium income that is recognized in the period in which enrollees are entitled to receive health care services. Net premium income is shown net of reinsurance premiums paid and reinsurance premiums incurred but not paid in the statutory basis statements of operations. The corresponding change in unearned premium from year to year is reflected as a change in unearned premium reserves and reserve for rate credits in the statutory basis statements of operations. Under GAAP, the change in unearned premium from year to year is reported through premium income.

Comprehensive commercial health plans with medical loss ratios on fully insured products, as calculated under the definitions in the ACA (see Note 14) and implementing regulations, that fall below certain targets are required to rebate ratable portions of premiums annually. The Partnership classifies its estimated rebates as change in unearned premium reserves and reserve for rate credits in the statutory basis statements of operations.

Pursuant to Section 1343 of the ACA, the Partnership records premium adjustments for changes to the risk adjustment balances which are reflected in change in unearned premium reserves and reserve for rate credits and net premium income, in the statutory basis statements of operations.

- **Total Hospital and Medical Expenses** — Total hospital and medical expenses include claims paid, claims processed but not yet paid, estimates for claims received but not yet processed, estimates for the costs of health care services enrollees have received but for which claims have not yet been submitted, and payments and liabilities for physician, hospital, and other medical costs disputes.

Total hospital and medical expenses also include amounts incurred for incentive pool, withhold adjustments, and bonus amounts that are based on the underlying contractual provisions with the respective providers. In addition, adjustments to claims unpaid estimates are reflected in the period once the change in estimate is identified and included in total hospital and medical expenses in the statutory basis statements of operations.

- **General Administrative Expenses** — Pursuant to the terms of the Agreement (see Note 10), the Partnership pays a management fee to UHS in exchange for administrative and management services. Costs for items not included within the scope of the Agreement are directly expensed as incurred. State income taxes are also a component of GAE. A detailed review of the administrative expenses of the Partnership and UHS is performed to determine the allocation between CAE and GAE to be reported in the statutory basis statements of operations.

The Partnership is subject to an annual fee under Section 9010 of the ACA. A health insurance entity's annual fee becomes payable once the entity provides health insurance for any U.S. health risk during the calendar year, which is nondeductible for tax purposes. Under the NAIC SAP, the entire amount of the estimated annual fee expense is recognized on January 1 of the fee year in GAE in the statutory basis statements of operations, whereas under GAAP, a deferred asset is created on January 1 of the fee year which is amortized to expense on a straight-line basis throughout the year.

- **Net Investment Income Earned** — Net investment income earned includes investment income collected during the period, as well as the change in investment income due and accrued on the Partnership's holdings. Amortization of premium or discount on bonds and certain external investment management costs are also included in net investment income earned (see Note 7).
- **Federal Income Taxes Incurred** — The provision for federal income taxes incurred is calculated based on applying the statutory federal income tax rate of 21% to net gain from operations before federal income taxes and net realized capital gains subject to certain adjustments (see Note 9).
- **Comprehensive Income** — Comprehensive income and its components are not separately presented in the statutory basis financial statements, whereas under GAAP, it is a requirement to present comprehensive income and its components in the financial statements.

REINSURANCE

- **Reinsurance Ceded** — The Partnership has an insolvency-only reinsurance agreement with UnitedHealthcare Insurance Company ("UHIC"), an affiliate whereby 0.1% of net premium income is ceded to UHIC.
- **Section 1341 ACA Transitional Reinsurance** — The Partnership has established a receivable of \$4,490 and \$156,292 as of December 31, 2018 and 2017, respectively, pursuant to Section 1341 of the ACA which are included in amounts recoverable from reinsurers in the statutory basis statements of admitted assets, liabilities, and partnership capital and surplus, for the transitional reinsurance program. This program was designed to protect issuers in the individual market from an expected increase in large claims due to the elimination of preexisting condition limitations (see Note 24).
- **Ceded Reinsurance Premiums Payable** — The ceded reinsurance premiums payable balance represents amounts due to the reinsurer for specified coverage which will be paid based on the contract terms.

OTHER

- **Vulnerability Due to Certain Concentrations** — The Partnership is subject to substantial federal and state government regulation, including licensing and other requirements relating to the offering of the Partnership's existing products in new markets and offerings of new products, both of which may restrict the Partnership's ability to expand its business.

The Partnership has no commercial customers that individually exceed 10% of total direct premiums written for the years ended December 31, 2018 and 2017. The Partnership has one customer that accounted for 42% of uncollected premiums, including risk adjustment factor receivables, as of December 31, 2018. The Partnership has one customer that accounted for 17% of uncollected premiums, including risk adjustment factor receivables, as of December 31, 2017.

Recently Issued Accounting Standards — The Partnership reviewed all recently issued guidance in 2018 and 2017 that has been adopted for 2018 or subsequent years' implementation and has determined that none of the items would have a significant impact to the statutory basis financial statements.

D. Going Concern

The Partnership has the ability and will continue to operate for a period of time sufficient to carry out its commitments, obligations and business objectives.

2. ACCOUNTING CHANGES AND CORRECTION OF ERRORS

No changes in accounting principles or correction of errors have been recorded during the year ended December 31, 2018.

3. BUSINESS COMBINATIONS AND GOODWILL

A–D. The Partnership was not party to a business combination during the years ended December 31, 2018 and 2017, and does not carry goodwill in its statutory basis statements of admitted assets, liabilities, and partnership capital and surplus.

4. DISCONTINUED OPERATIONS

A. Discontinued Operation Disposed of or Classified as Held for Sale

(1–4) The Partnership did not have any discontinued operations disposed of or classified as held for sale during 2018 and 2017.

B. Change in Plan of Sale of Discontinued Operation — Not applicable.

C. Nature of any Significant Continuing Involvement with Discontinued Operations after Disposal — Not applicable.

D. Equity Interest Retained in the Discontinued Operation after Disposal — Not applicable.

5. INVESTMENTS AND OTHER INVESTED ASSETS

For purposes of calculating gross realized gains and losses on sales of investments, the amortized cost of each investment sold is used. The gross realized gains and losses on sales of long-term investments were \$0 and \$7,336, respectively, for 2018 and \$2,066 and \$206, respectively, for 2017. There were no gross realized gains or losses on sales of short-term investments for 2018 and 2017. The net realized (loss) gain is included in net realized capital (losses) gains less capital gains (benefit) tax in the statutory basis statements of operations. Total proceeds on the sale of long-term investments were \$1,275,802 and \$440,102 and for short-term investments were \$0 and \$31,894,072 in 2018 and 2017, respectively.

As of December 31, 2018 and 2017, the book/adjusted carrying value, fair value, and gross unrecognized unrealized holding gains and losses of the Partnership’s investments, excluding cash and cash equivalents of \$22,009,456 and \$12,174,829, respectively, are as follows:

	2018				
	Book/Adjusted Carrying Value	Gross Unrecognized Unrealized Gains	Gross Unrecognized Unrealized Losses < 1 Year	Gross Unrecognized Unrealized Losses > 1 Year	Fair Value
U.S. government and agency securities	\$ 3,966,060	\$ 8,148	\$ 3,066	\$ 147,594	\$ 3,823,548
State and agency municipal securities	1,753,046	10,446	-	14,558	1,748,934
City and county municipal securities	4,896,964	50,086	380	15,809	4,930,861
Corporate debt securities	5,186,436	1,904	17,094	102,836	5,068,410
Total bonds	<u>\$ 15,802,506</u>	<u>\$ 70,584</u>	<u>\$ 20,540</u>	<u>\$ 280,797</u>	<u>\$ 15,571,753</u>

	2018				
	Book/Adjusted Carrying Value	Gross Unrecognized Unrealized Gains	Gross Unrecognized Unrealized Losses < 1 Year	Gross Unrecognized Unrealized Losses > 1 Year	Fair Value
Less than one year	\$ 682,534	\$ -	\$ 1,362	\$ 1,790	\$ 679,382
One to five years	8,415,200	15,511	6,767	90,392	8,333,552
Five to ten years	4,220,807	55,073	11,663	73,332	4,190,885
Over ten years	2,483,965	-	748	115,283	2,367,934
Total bonds	<u>\$ 15,802,506</u>	<u>\$ 70,584</u>	<u>\$ 20,540</u>	<u>\$ 280,797</u>	<u>\$ 15,571,753</u>

	Book/Adjusted Carrying Value	2017			Fair Value
		Gross Unrecognized Unrealized Holding Gains	Gross Unrecognized Unrealized Holding Losses < 1 Year	Gross Unrecognized Unrealized Holding Losses > 1 Year	
U.S. government and agency securities	\$ 3,929,602	\$ 1,207	\$ 3,714	\$ 101,339	\$ 3,825,756
State and agency municipal securities	1,801,016	19,396	10,096	8,530	1,801,786
City and county municipal securities	6,005,726	69,860	18,481	6,517	6,050,588
Corporate debt securities	<u>3,918,484</u>	<u>2,406</u>	<u>3,314</u>	<u>47,807</u>	<u>3,869,769</u>
Total bonds	<u>\$ 15,654,828</u>	<u>\$ 92,869</u>	<u>\$ 35,605</u>	<u>\$ 164,193</u>	<u>\$ 15,547,899</u>

Included in U.S. government and agency securities and corporate debt securities in the tables above are mortgage-related loan-backed securities, which do not have a single maturity date. For the years to maturity table above, these securities have been presented in the maturity group based on the securities' final maturity date and at a book/adjusted carrying value of \$2,201,222 and fair value of \$2,085,061.

The following table illustrates the fair value and gross unrecognized unrealized holding losses, aggregated by investment category and length of time that the individual securities have been in a continuous unrecognized unrealized loss position as of December 31, 2018 and 2017:

	2018					
	< 1 Year		> 1 Year		Total	
	Fair Value	Gross Unrecognized Unrealized Losses	Fair Value	Gross Unrecognized Unrealized Losses	Fair Value	Gross Unrecognized Unrealized Losses
U.S. government and agency securities	\$ 718,919	\$ 3,066	\$ 2,681,719	\$ 147,594	\$ 3,400,638	\$ 150,660
State and agency municipal securities	-	-	882,849	14,558	882,849	14,558
City and county municipal securities	496,109	379	852,058	15,809	1,348,167	16,188
Corporate debt securities	<u>1,517,668</u>	<u>17,094</u>	<u>2,952,046</u>	<u>102,836</u>	<u>4,469,714</u>	<u>119,930</u>
Total bonds	<u>\$ 2,732,696</u>	<u>\$ 20,539</u>	<u>\$ 7,368,672</u>	<u>\$ 280,797</u>	<u>\$ 10,101,368</u>	<u>\$ 301,336</u>

	2017					
	< 1 Year		> 1 Year		Total	
	Fair Value	Gross Unrecognized Unrealized Holding Losses	Fair Value	Gross Unrecognized Unrealized Holding Losses	Fair Value	Gross Unrecognized Unrealized Holding Losses
U.S. government and agency securities	\$ 223,184	\$ 3,714	\$ 3,528,556	\$ 101,339	\$ 3,751,740	\$ 105,053
State and agency municipal securities	577,487	10,096	331,583	8,530	909,070	18,626
City and county municipal securities	1,957,188	18,481	330,597	6,517	2,287,785	24,998
Corporate debt securities	<u>773,297</u>	<u>3,314</u>	<u>2,710,892</u>	<u>47,807</u>	<u>3,484,189</u>	<u>51,121</u>
Total bonds	<u>\$ 3,531,156</u>	<u>\$ 35,605</u>	<u>\$ 6,901,628</u>	<u>\$ 164,193</u>	<u>\$ 10,432,784</u>	<u>\$ 199,798</u>

The unrecognized unrealized losses on investments in U.S. government and agency securities, state and agency municipal securities, city and county municipal securities, and corporate debt securities at December 31, 2018 and 2017, were mainly caused by interest rate increases and not by unfavorable changes in the credit ratings associated with these securities. The Partnership evaluates impairment at each reporting period for each of the securities whereby the fair value of the investment is less than its book/adjusted carrying value. The contractual cash flows of the U.S. government and agency securities are guaranteed either by the U.S. government or an agency of the U.S. government. It is expected that the securities would not be settled at a price less than the cost of the investment, and the Partnership does not intend to sell the investment until the unrealized loss is fully recovered. The Partnership evaluated the credit ratings of the municipal, local agency and corporate debt securities, noting whether a significant deterioration since purchase or other factors that may indicate an OTTI, such as the length of time and extent to which fair value has been less than cost, the financial condition, and near-term prospects of the issuer as well as specific events or circumstances that may influence the operations of the issuer and the Partnership's intent to sell the investment. Additionally, the Partnership evaluated its intent and ability to retain loan-backed securities for a period of time sufficient to recover the amortized cost. As a result of these reviews, no OTTIs were recorded by the Partnership as of December 31, 2018 and 2017.

A–C. The Partnership has no mortgage loans, real estate loans, restructured debt, or reverse mortgages. The Partnership also has no real estate property occupied by the Partnership, real estate property held for the production of income, or real estate property held for sale

D. Loan-Backed Securities

- (1) U.S. government and agency securities and corporate debt securities include loan-backed securities (mortgage-backed securities and asset-backed securities), which are valued using the retrospective adjustment methodology. Prepayment assumptions for the determination of the book/adjusted carrying value, commonly referred to as amortized cost, of loan-backed securities are based on a three-month constant prepayment rate history obtained from external data source vendors.

- (2) The Partnership did not recognize any OTTIs on loan-backed securities as of December 31, 2018 and 2017.
- (3) The Partnership did not have any loan-backed securities with an OTTIs to report by CUSIP as of December 31, 2018 or 2017.
- (4) The following table illustrates the fair value, gross unrealized losses, and length of time that the loan-backed securities have been in a continuous unrecognized unrealized loss position as of December 31, 2018 and 2017:

	2018
The aggregate amount of unrealized losses:	
1. Less than 12 months	\$ 1,825
2. 12 months or longer	120,318
The aggregate related fair value of securities with unrealized losses:	
1. Less than 12 months	863,865
2. 12 months or longer	2,671,334
	2017
The aggregate amount of unrealized losses:	
1. Less than 12 months	\$ 2,064
2. 12 months or longer	78,404
The aggregate related fair value of securities with unrealized losses:	
1. Less than 12 months	590,434
2. 12 months or longer	2,561,154

- (5) The Partnership believes that it will collect all principal and interest due on all investments that have an amortized cost in excess of fair value. The unrealized losses as of December 31, 2018 and 2017 were primarily caused by interest rate increases and not by unfavorable changes in the credit ratings associated with these securities.

- E. Dollar Repurchase Agreements and/or Securities Lending Transactions — Not applicable.
- F. Repurchase Agreements Transactions Accounted for as Secured Borrowing — Not applicable.
- G. Reverse Repurchase Agreements Transactions Accounted for as Secured Borrowing — Not applicable.
- H. Repurchase Agreements Transactions Accounted for as a Sale — Not applicable.
- I. Reverse Repurchase Agreements Transactions Accounted for as a Sale — Not applicable.
- J. Real Estate — Not applicable.
- K. Low-Income Housing Tax Credits (“LIHTC”) — Not applicable.

L. Restricted Assets

(1) Restricted assets, including pledged securities as of December 31, 2018 and 2017, are presented below:

Restricted Asset Category	1 Total Gross (Admitted & Nonadmitted) Restricted From Current Year	2 Total Gross (Admitted & Nonadmitted) Restricted From Prior Year	3 Increase/ (Decrease) (1 Minus 2)	4 Total Current Year Nonadmitted Restricted	5 Total Current Year Admitted Restricted (1 minus 4)	6 Gross (Admitted & Nonadmitted) Restricted to Total Assets (a)	7 Admitted Restricted to Total Admitted Assets (b)
a. Subject to contractual obligation for which liability is not shown	\$ -	\$ -	\$ -	\$ -	\$ -	0 %	0 %
b. Collateral held under security lending agreements	-	-	-	-	-	0 %	0 %
c. Subject to repurchase agreements	-	-	-	-	-	0 %	0 %
d. Subject to reverse repurchase agreements	-	-	-	-	-	0 %	0 %
e. Subject to dollar repurchase agreements	-	-	-	-	-	0 %	0 %
f. Subject to dollar reverse repurchase agreements	-	-	-	-	-	0 %	0 %
g. Placed under option contracts	-	-	-	-	-	0 %	0 %
h. Letter stock or securities restricted as to sale—excluding FHLB capital stock	-	-	-	-	-	0 %	0 %
i. FHLB capital stock	-	-	-	-	-	0 %	0 %
j. On deposit with states	504,372	505,527	(1,155)	-	504,372	1 %	1 %
k. On deposit with other regulatory bodies	-	-	-	-	-	0 %	0 %
l. Pledged as collateral to FHLB (including assets backing funding agreements)	-	-	-	-	-	0 %	0 %
m. Pledged as collateral not captured in other categories	-	-	-	-	-	0 %	0 %
n. Other restricted assets	-	-	-	-	-	0 %	0 %
o. Total restricted assets	<u>\$ 504,372</u>	<u>\$ 505,527</u>	<u>\$ (1,155)</u>	<u>\$ -</u>	<u>\$ 504,372</u>	<u>1 %</u>	<u>1 %</u>

(a) Column 1 divided by Asset Page, Column 1, Line 28
(b) Column 5 divided by Asset Page, Column 3, Line 28

(2–4) The Partnership has no assets pledged as collateral not captured in other categories and no other restricted assets as of December 31, 2018 or 2017.

M. Working Capital Finance Investments — Not applicable.

N. Offsetting and Netting of Assets and Liabilities

The Partnership does not have any offsetting or netting of assets and liabilities as it relates to derivatives, repurchase and reverse repurchase agreements, and securities borrowing and securities lending activities.

O. Structured Notes

The Partnership does not have any structured notes.

P. 5GL Securities

The Partnership does not have any investments with an NAIC designation of 5GL as of December 31, 2018 and 2017.

Q. Short Sales — Not applicable.

R. Prepayment Penalty and Acceleration Fees — Not applicable.

6. JOINT VENTURES, PARTNERSHIPS, AND LIMITED LIABILITY COMPANIES

A–B. The Partnership has no investments in joint ventures, partnerships, or limited liability companies that exceed 10% of admitted assets and did not recognize any impairment write-down for its investments in joint ventures, partnerships, and limited liability companies during the statement periods.

7. INVESTMENT INCOME

- A. The Partnership excludes all investment income due and accrued amounts that are over 90 days past due from the statutory basis statements of admitted assets, liabilities, and partnership capital and surplus.
- B. There were no investment income amounts excluded from the statutory basis financial statements.

8. DERIVATIVE INSTRUMENTS

A–H. The Partnership has no derivative instruments.

9. INCOME TAXES

The Tax Cuts and Jobs Act (“Tax Reform”) enacted by the U.S. federal government in December 2017 changed the existing United States tax law including reducing the U.S. corporate income tax rate from 35% in 2017 to 21% beginning in 2018. The Partnership accounted for the impacts of Tax Reform and as of December 31, 2017, remeasured its deferred tax assets/(liabilities) at the 21% enacted tax rate.

A. Deferred Tax Asset/Liability

- (1) The components of the net deferred tax asset at December 31, 2018 and 2017, are as follows:

	2018			2017			Change		
	1	2	3	4	5	6	7	8	9
	Ordinary	Capital	(Col 1 + 2) Total	Ordinary	Capital	(Col 4 + 5) Total	(Col 1 - 4) Ordinary	(Col 2 - 5) Capital	(Col 7 + 8) Total
(a) Gross deferred tax ass	\$ 280,707	\$ 96	\$ 280,803	\$ 302,780	\$ -	\$ 302,780	\$ (22,073)	\$ 96	\$ (21,977)
(b) Statutory valuation allowance adjustments	-	96	96	-	-	-	-	96	96
(c) Adjusted gross deferred tax assets (1a - 1b)	280,707	-	280,707	302,780	-	302,780	(22,073)	-	(22,073)
(d) Deferred tax assets nonadmitted	-	-	-	-	-	-	-	-	-
(e) Subtotal net admitted deferred tax asset (1c - 1d)	280,707	-	280,707	302,780	-	302,780	(22,073)	-	(22,073)
(f) Deferred tax liabilities	37,149	-	37,149	22,316	39	22,355	14,833	(39)	14,794
(g) Net admitted deferred tax asset/(net deferred tax liability) (1e - 1f)	\$ 243,558	\$ -	\$ 243,558	\$ 280,464	\$ (39)	\$ 280,425	\$ (36,906)	\$ 39	\$ (36,867)

(2) The components of the adjusted gross deferred tax assets admissibility calculation under SSAP No. 101, *Income Taxes—A Replacement of SSAP No. 10R and SSAP No. 10*, are as follows:

Admission Calculation Components SSAP No. 101	2018			2017			Change		
	1	2	3	4	5	6	7	8	9
	Ordinary	Capital	(Col 1 + 2) Total	Ordinary	Capital	(Col 4 + 5) Total	(Col 1 - 4) Ordinary	(Col 2 - 5) Capital	(Col 7 + 8) Total
(a) Federal income taxes paid in prior years recoverable through loss carrybacks	\$ 280,707	\$ -	\$ 280,707	\$ 302,780	\$ -	\$ 302,780	\$ (22,073)	\$ -	\$ (22,073)
(b) Adjusted gross deferred tax assets expected to be realized (excluding the amount of deferred tax assets from 2(a) above) after application of the threshold limitation. (The lesser of 2(b)1 and 2(b)2 below)	-	-	-	-	-	-	-	-	-
1. Adjusted gross deferred tax assets expected to be realized following the balance sheet date	-	-	-	-	-	-	-	-	-
2. Adjusted gross deferred tax assets allowed per limitation threshold	XXX	XXX	2,791,694	XXX	XXX	2,121,345	XXX	XXX	670,349
(c) Adjusted gross deferred tax assets (excluding the amount of deferred tax assets from 2(a) and 2(b) above) offset by gross deferred tax liabilities	-	-	-	-	-	-	-	-	-
(d) Deferred tax assets admitted as the result of application of SSAP No. 101									
Total (2(a) + 2(b) + 2(c))	\$ 280,707	\$ -	\$ 280,707	\$ 302,780	\$ -	\$ 302,780	\$ (22,073)	\$ -	\$ (22,073)

(3) The ratio percentage and adjusted partnership capital and surplus used to determine the recovery period and threshold limitations for the admissibility calculation are presented below:

	2018	2017
(a) Ratio percentage used to determine recovery period and threshold limitation amount	331 %	356 %
(b) Amount of adjusted capital and surplus used to determine recovery period and threshold limitation in 2(b)(2) above	\$ 18,611,294	\$ 14,142,302

(4) The impact to the gross deferred tax assets balances as a result of tax-planning strategies as of December 31, 2018 and 2017, is presented below:

Impact of Tax-Planning Strategies	2018		2017		Change	
	1	2	3	4	5	6
	Ordinary	Capital	Ordinary	Capital	(Col 1 - 3) Ordinary	(Col 2 - 4) Capital
(a) Determination of adjusted gross deferred tax assets and net admitted deferred tax assets by tax character as a percentage.						
1. Adjusted gross DTAs amount from Note 9A1(c)	\$280,707	\$ -	\$302,780	\$ -	\$ (22,073)	\$ -
2. Percentage of adjusted gross DTAs by tax character attributable to the impact of tax-planning strategies	0%	0%	0%	0%	0%	0%
3. Net admitted adjusted gross DTAs amount from Note 9A1(e)	\$280,707	\$ -	\$302,780	\$ -	\$ (22,073)	\$ -
4. Percentage of net admitted adjusted gross DTAs by tax character admitted because of the impact of tax-planning strategies	0%	0%	0%	0%	0%	0%
(b) Does the Company's tax-planning strategies include the use of reinsurance?			Yes		No	x

B. Unrecognized Deferred Tax Liabilities

(1–4) There are no unrecognized deferred tax liabilities for the years ended December 31, 2018 and 2017.

C. Significant Components of Income Taxes

(1) The current federal and foreign income taxes incurred for the years ended December 31, 2018 and 2017 are as follows:

	1	2	3
	2018	2017	(Col 1 - 2) Change
1. Current income tax			
(a) Federal	\$ 1,721,141	\$ 2,491,021	\$ (769,880)
(b) Foreign	-	-	-
(c) Subtotal	1,721,141	2,491,021	(769,880)
(d) Federal income tax on net capital (losses) gains	(1,230)	659	(1,889)
(e) Utilization of capital loss carryforwards	-	-	-
(f) Other	-	-	-
(g) Total federal and foreign income taxes incurred	<u>\$ 1,719,911</u>	<u>\$ 2,491,680</u>	<u>\$ (771,769)</u>

(2-4) The tax effects of temporary differences that give rise to significant portions of the deferred tax assets and liabilities as of December 31, 2018 and 2017, are as follows:

	1	2	3
	2018	2017	(Col 1 - 2) Change
2 Deferred tax assets:			
(a) Ordinary:			
(1) Discounting of unpaid losses	\$ 55,700	\$ 17,410	\$ 38,290
(2) Unearned premium reserve	116,046	117,020	(974)
(3) Policyholder reserves	-	1,190	(1,190)
(4) Investments	-	-	-
(5) Deferred acquisition costs	-	-	-
(6) Policyholder dividends accrual	-	-	-
(7) Fixed assets	-	-	-
(8) Compensation and benefits accrual	-	-	-
(9) Pension accrual	-	-	-
(10) Receivables—nonadmitted	105,099	156,868	(51,769)
(11) Net operating loss carryforward	-	-	-
(12) Tax credit carryforward	-	-	-
(13) Other (including items <5% of total ordinary tax assets)	<u>3,862</u>	<u>10,292</u>	<u>(6,430)</u>
(99) Subtotal	280,707	302,780	(22,073)
(b) Statutory valuation allowance adjustment	-	-	-
(c) Nonadmitted	-	-	-
(d) Admitted ordinary deferred tax assets (2a99 - 2b - 2c)	<u>280,707</u>	<u>302,780</u>	<u>(22,073)</u>
(e) Capital:			
(1) Investments	96	-	96
(2) Net capital loss carryforward	-	-	-
(3) Real estate	-	-	-
(4) Other (including items <5% of total capital tax assets)	-	-	-
(99) Subtotal	96	-	96
(f) Statutory valuation allowance adjustment	96	-	96
(g) Nonadmitted	-	-	-
(h) Admitted capital deferred tax assets (2e99 - 2f - 2g)	-	-	-
(i) Admitted deferred tax assets (2d + 2h)	<u>280,707</u>	<u>302,780</u>	<u>(22,073)</u>
3 Deferred tax liabilities:			
(a) Ordinary:			
(1) Investments	1,209	633	576
(2) Fixed assets	-	-	-
(3) Deferred and uncollected premium	-	-	-
(4) Policyholder reserves	-	-	-
(5) Other (including items <5% of total ordinary tax liabilities)	<u>35,940</u>	<u>21,683</u>	<u>14,257</u>
(99) Subtotal	37,149	22,316	14,833
(b) Capital:			
(1) Investments	-	39	(39)
(2) Real estate	-	-	-
(3) Other (including items <5% of total capital tax liabilities)	-	-	-
(99) Subtotal	-	39	(39)
(c) Deferred tax liabilities (3a99 + 3b99)	<u>37,149</u>	<u>22,355</u>	<u>14,794</u>
4 Net deferred tax assets/liabilities (2i - 3c)	<u>\$ 243,558</u>	<u>\$ 280,425</u>	<u>\$ (36,867)</u>

The other ordinary deferred tax liability of \$35,940 for 2018 consists of discounting of unpaid losses of \$17,170 and premium acquisition expense of \$18,770. The other ordinary deferred tax liability of \$21,683 for 2017 consists of premium acquisition expenses of \$21, 683.

The Partnership's measurement of the income tax effects on Tax Reform for the year ended December 31, 2017 was reasonably estimated. The Partnership has completed the accounting for the income tax effects of Tax Reform by the end of the measurement period in 2018.

The Partnership assessed the potential realization of the gross deferred tax asset and established a valuation allowance of \$96 and \$0 to reduce the gross deferred tax asset to \$280,707 and \$302,780 as of December 31, 2018 and 2017, respectively, which represents the amount of the asset estimated to be recoverable via carryback of losses and reduction of future taxes. The change in the valuation allowance is attributable to the change in timing of deductibility of expenses, the change in federal income tax rates, and/or expectations for future taxable income.

- D. The provision for federal income taxes incurred is different from that which would be obtained by applying the statutory federal income tax rate of 21% in 2018 and 35% in 2017 to net income before federal income taxes incurred, plus capital gains tax/less capital gains (benefit) tax. A summarization of the significant items causing this difference as of December 31, 2018 and 2017 is as follows:

	2018		2017	
	Amount	Effective Tax Rate	Amount	Effective Tax Rate
Tax provision at the federal statutory rate	\$ 1,247,764	21%	\$ 2,556,309	35%
Tax-exempt interest	(20,638)	(0)%	(40,100)	(1)%
Health insurer fee	477,703	8%	-	0%
Other current year items	-	0%	(191,280)	(3)%
Tax effect of nonadmitted assets	51,906	1%	(44,441)	(1)%
Prior year true-up	-	0%	191,280	3%
Change in statutory valuation allowance	96	0%	(98)	0%
Change in tax law	(53)	0%	186,950	3%
	<u>\$ 1,756,778</u>	<u>30%</u>	<u>\$ 2,658,620</u>	<u>36%</u>
Total statutory income taxes	<u>\$ 1,756,778</u>	<u>30%</u>	<u>\$ 2,658,620</u>	<u>36%</u>
Federal income taxes incurred	\$ 1,721,141	29%	\$ 2,491,021	34%
Capital gains tax	(1,230)	(0)%	659	0%
Change in net deferred income tax	<u>36,867</u>	<u>1%</u>	<u>166,940</u>	<u>2%</u>
	<u>\$ 1,756,778</u>	<u>30%</u>	<u>\$ 2,658,620</u>	<u>36%</u>
Total statutory income taxes	<u>\$ 1,756,778</u>	<u>30%</u>	<u>\$ 2,658,620</u>	<u>36%</u>

- E. At December 31, 2018, the Partnership had no net operating loss carryforwards.

Current federal income taxes recoverable of \$202,956 and \$537,721 as of December 31, 2018 and 2017, respectively, are included in the statutory basis statements of admitted assets, liabilities, and partnership capital and surplus. Federal income taxes paid, net of refunds were \$1,385,146 and \$921,768 in 2018 and 2017, respectively.

Federal income taxes incurred of \$1,720,043 and \$2,300,146 for 2018 and 2017, respectively, are available for recoupment in the event of future net losses.

The Partnership has not admitted any aggregate amounts of deposits that are included within Section 6603 (“Deposits made to suspend running of interest on potential underpayments, etc.”) of the Internal Revenue Service (“IRS”) Code.

- F. The Partnership is included in the consolidated federal income tax return with its ultimate parent, UnitedHealth Group. The entities included within the consolidated return are included in NAIC Statutory Statement Schedule Y—Information Concerning Activities of Insurer Members Of A Holding Company Group. Federal income taxes are paid to or refunded by UnitedHealth Group pursuant to the terms of a tax-sharing agreement, approved by the Board of Directors, under which taxes approximate the amount that would have been computed on a separate company basis, with the exception of net operating losses and capital losses. For these losses, the Partnership receives a benefit at the federal rate in the current year for current taxable losses incurred in that year to the extent losses can be utilized in the consolidated federal income tax return of UnitedHealth Group. UnitedHealth Group currently files income tax returns in the U.S. federal jurisdiction, various states, and foreign jurisdictions. The IRS has completed exams on UnitedHealth Group’s consolidated income tax returns for fiscal years 2016 and prior. UnitedHealth Group’s 2017 and 2018 tax returns are under review by the IRS under its Compliance Assurance Program. With the exception of a few states, UnitedHealth Group is no longer subject to income tax examinations prior to 2012 in major state and foreign jurisdictions. The Partnership does not believe any adjustments that may result from these examinations will be material to the Partnership.

- G. **Tax Contingencies** — Not applicable.

H. **Repatriation Transition Tax** — Not applicable.

I. **Alternative Minimum Tax Credit** — Not applicable.

10. **INFORMATION CONCERNING PARENT, SUBSIDIARIES, AND AFFILIATES**

A–O. **Material Related Party Transactions**

Management believes that its transactions with affiliates are fair and reasonable; however, operations of the Partnership may not be indicative of those that would have occurred if it had operated as an independent partnership.

Pursuant to the terms of the Agreement, UHS will provide management services to the Partnership under a fee structure, which is based on a percentage of premium charges representing UHS’ expenses for services or use of assets provided to the Partnership. In addition, UHS provides or arranges for services on behalf of the Partnership using a pass-through of charges incurred by UHS on a per member per month (“PMPM”) basis (where the charges incurred by UHS is on a PMPM basis) or using another allocation methodology consistent with the Agreement. These services may include, but are not limited to, integrated personal health management solutions, such as disease management, treatment decision support, and wellness services, including a 24-hour call-in service, access to a network of transplant providers, and discount program services. The amount and types of services provided pursuant to the pass-through provision of the Agreement can change year over year as UHS becomes the contracting entity for services provided to the Partnership’s members. Total administrative services, capitation expenses, and access fees under this arrangement totaled \$13,035,653 and \$10,057,114 in 2018 and 2017, respectively, and are included in GAE and CAE in the statutory basis statements of operations. Direct expenses not covered under the Agreement, such as broker commissions, Department of Insurance (“DOI”) exam fees, and ACA assessments are paid by UHS on behalf of the Partnership. UHS is reimbursed by the Partnership for these direct expenses.

In the ordinary course of business, the Partnership also directly contracts with related parties to provide services that are routine in nature to its members. The administrative services, access fees, and cost of care services provided are calculated using a PMPM, per claim or a combination thereof. These amounts are included in GAE, CAE, and hospital and medical expenses in the statutory basis statements of operations.

The following table identifies the amounts for the capitation expenses, administrative services, access fees and cost of care services paid to related parties for the years ended December 31, 2018 and 2017, which meet the disclosure requirements pursuant to SSAP No. 25, *Affiliates and Other Related Parties* (“SSAP No. 25”), regardless of the effective date of the contract:

		2018		2017
United Behavioral Health	\$	2,292,578	\$	1,694,471
Optum Rx, Inc.		1,280,728		968,487
OptumHealth Care Solutions, Inc.		503,574		387,985
OptumInsight, Inc.		361,435		277,716

United Behavioral Health provides mental health and substance abuse services.

Optum Rx, Inc. and its affiliates provide administrative services related to pharmacy management and pharmacy claims processing for its enrollees, specialty drug pharmacy services, durable medical equipment services including orthotics and prosthetics and personal health products catalogues showing the healthcare products and benefit credits enrollees needed to redeem the respective products.

OptumHealth Care Solutions, Inc. manages a network of therapy providers and performs other administrative functions in order to provide physical health solutions such as chiropractic and physical, occupation, and speech therapy to the Company’s members.

OptumInsight, Inc. provides claim analytics, recovery of medical expense (benefit) overpayments, retroactive fraud, waste and abuse, and subrogation and premium audit services. All recoveries are returned to the Company by OptumInsight, Inc. on a monthly basis.

The Partnership has premium payments that are received and claim payments that are processed by an affiliated UnitedHealth Group entity. Both premiums and claims applicable to the Partnership are settled at regular intervals throughout the month via the intercompany settlement process and any amounts outstanding are reflected in receivables from parent, subsidiaries, and affiliates, net in the statutory basis statements of admitted assets, liabilities, and partnership capital and surplus.

The Partnership holds a \$5,000,000 subordinated revolving credit agreement with UnitedHealth Group at an interest rate of London InterBank Offered Rate plus a margin of 0.50%. This credit agreement is subordinate to the extent it does not conflict with any credit facility held by either party. The credit agreement may be terminated without penalty by either party or will terminate immediately if the Partnership is no longer under common ownership and control of UnitedHealth Group. No amounts were outstanding under the line of credit as of December 31, 2018 and 2017.

The Partnership has a Tax Sharing Agreement with UnitedHealth Group (see Note 9).

The Partnership has entered into a reinsurance agreement with an affiliated entity (see Note 23).

At December 31, 2018 and 2017, the Partnership reported \$0 and \$966,657, respectively, as receivables from parent, subsidiaries and affiliates, net and \$775,387 and \$0, respectively, as amounts due to parent, subsidiaries, and affiliates, net which are included in the statutory basis statements of admitted assets, liabilities, and partnership capital and surplus. These balances are generally settled within 90 days from the incurred date. Any balances due to the Partnership that are not settled within 90 days are considered nonadmitted assets.

The Partnership has not extended any guarantees or undertakings for the benefit of an affiliate or related party.

The Partnership does not have any amount deducted from the value of an upstream intermediate entity or ultimate parent owned, either directly or indirectly, via a downstream subsidiary, controlled, or affiliated entity.

The Partnership does not have any investments in a subsidiary, controlled, or affiliated entity that exceeds 10% of admitted assets.

The Partnership does not have any investments in impaired subsidiaries, controlled, or affiliated entities.

The Partnership does not have any investments in foreign insurance subsidiaries.

The Partnership does not hold any investments in a downstream noninsurance holding partnership.

The Partnership does not have any investments in noninsurance subsidiaries, controlled, or affiliated entities.

The Partnership does not have any investments in insurance subsidiaries, controlled, or affiliated entities.

11. DEBT

A–B. The Partnership had no outstanding debt with third-parties or outstanding Federal Home Loan Bank agreements during 2018 and 2017.

12. RETIREMENT PLANS, DEFERRED COMPENSATION, POSTEMPLOYMENT BENEFITS AND COMPENSATED ABSENCES AND OTHER POSTRETIREMENT BENEFIT PLANS

A–I. The Partnership has no defined benefit plans, defined contribution plans, multiemployer plans, consolidated/holding company plans, postemployment benefits, or compensated absences plans and is not impacted by the Medicare Modernization Act on postretirement benefits, since all personnel are employees of UHS, which provides services to the Partnership under the terms of the Agreement (see Note 10).

13. CAPITAL AND SURPLUS, SHAREHOLDERS' DIVIDEND RESTRICTIONS, AND QUASI-REORGANIZATIONS

(1–2) The Partnership has no issued or outstanding common stock or preferred stock, as the entity is a limited liability partnership.

(3) Payment of dividends may be restricted by the Department and the Commonwealth of Kentucky, which generally requires that dividends be paid out of partnership capital and surplus.

(4) The Partnership paid no dividends and no infusions were received during 2018 or 2017.

- (5) The amount of ordinary dividends that may be paid out during any given period is subject to certain restrictions as specified by state statute.
- (6) There are no restrictions placed on the Partnership’s unassigned surplus.
- (7) The Partnership is not a mutual reciprocal or a similarly organized entity and does not have advances to surplus not repaid.
- (8) The Partnership does not hold any stock, including stock of affiliated companies for special purposes, such as conversion of preferred stock, employee stock options, or stock purchase warrants.
- (9) For the year ended December 31, 2017, the amount of the estimated Section 9010 ACA subsequent fee year assessment apportioned out of unassigned surplus was \$2,425,636. As discussed in Note 1, in 2018 no amount was required to be apportioned out of unassigned surplus for the Section 9010 ACA subsequent fee year assessment.
- (10) The portion of unassigned surplus, excluding the apportionment of estimated Section 9010 ACA subsequent fee year assessment, change in accounting principles, correction(s) of error(s), net income (loss), and dividends or infusions, represented (or reduced) by each item below is as follows:

	2018	2017	Change
Net deferred income taxes	\$ 243,558	\$ 280,425	\$ (36,867)
Nonadmitted assets	<u>(511,384)</u>	<u>(758,556)</u>	<u>247,172</u>
Total	<u>\$ (267,826)</u>	<u>\$ (478,131)</u>	<u>\$ 210,305</u>

- (11–13) The Partnership does not have any outstanding surplus notes and has never been a party to a quasi-reorganization.

14. LIABILITIES, CONTINGENCIES AND ASSESSMENTS

A. Contingent Commitments

The Partnership has no contingent commitments.

B. Assessments

The Partnership is not aware of any guaranty fund assessments or premium tax offsets, potential or accrued, that could have a material financial effect on the operations of the entity.

C. Gain Contingencies

The Partnership is not aware of any gain contingencies that should be disclosed in the statutory basis financial statements.

D. Claims Related Extra Contractual Obligation and Bad Faith Losses Stemming from Lawsuits — Not applicable.

E. Joint and Several Liabilities — Not applicable.

F. All Other Contingencies

The Partnership’s business is regulated at the federal, state, and local levels. The laws and rules governing the Partnership’s business and interpretations of those laws and rules are subject to frequent change. Broad latitude is given to the agencies administering those regulations. Further, the Partnership must obtain and maintain regulatory approvals to market and sell many of its products.

The ACA and the related federal and state regulations will continue to impact how the Partnership does business and could restrict revenue and enrollment growth in certain products and market segments, restrict premium growth rates for certain products and market segments, increase the Partnership's medical and administrative costs, expose the Partnership to an increased risk of liability (including increasing the Partnership's liability in federal and state courts for coverage determinations and contract interpretation), or put the Partnership at risk for loss of business. In addition, the Partnership's statutory basis results of operations, financial condition, and cash flows could be materially adversely affected by such changes. The ACA may create new or expand existing opportunities for business growth, but due to its complexity, the long term impact of the ACA remains difficult to predict and is not yet fully known.

Because of the nature of its businesses, the Partnership is frequently made party to a variety of legal actions and regulatory inquiries, including class actions and suits brought by members, care providers, consumer advocacy organizations, customers and regulators, relating to the Partnership's businesses, including management and administration of health benefit plans and other services.

The Partnership records liabilities for its estimates of probable costs resulting from these matters where appropriate. Estimates of costs resulting from legal and regulatory matters involving the Partnership are inherently difficult to predict, particularly where the matters involve: indeterminate claims for monetary damages or may involve fines, penalties or punitive damages; present novel legal theories or represent a shift in regulatory policy; involve a large number of claimants or regulatory bodies; are in the early stages of the proceedings; or could result in a change in business practices. Accordingly, the Partnership is often unable to estimate the losses or ranges of losses for those matters where there is a reasonable possibility or it is probable that a loss may be incurred. Although the outcomes of any such legal actions cannot be predicted, in the opinion of management, the resolution of any currently pending or threatened actions will not have a material adverse effect on the statutory basis statements of admitted assets, liabilities, and partnership capital and surplus or statutory basis statements of operations of the Partnership.

The Partnership routinely evaluates the collectability of all receivable amounts included in the statutory basis statements of admitted assets, liabilities, and partnership capital and surplus. Impairment reserves are established for those amounts where collectability is uncertain. Based on the Partnership's past experience, exposure related to uncollectible balances and the potential of loss for those balances not currently reserved for is not material to the Partnership's statutory basis financial condition.

There are no assets that the Partnership considers to be impaired at December 31, 2018 and 2017.

15. LEASES

A–B. According to the Agreement between the Partnership and UHS (see Note 10), operating leases for the rental of office facilities and equipment are the responsibility of UHS. Fees associated with the lease agreements are included as a component of the Partnership's management fee.

16. INFORMATION ABOUT FINANCIAL INSTRUMENTS WITH OFF-BALANCE-SHEET RISK AND FINANCIAL INSTRUMENTS WITH CONCENTRATIONS OF CREDIT RISK

(1–4) The Partnership does not hold any financial instruments with off-balance-sheet risk or have any concentrations of credit risk.

17. SALE, TRANSFER, AND SERVICING OF FINANCIAL ASSETS AND EXTINGUISHMENTS OF LIABILITIES

A–C. The Partnership did not participate in any transfer of receivables, financial assets or wash sales.

18. GAIN OR LOSS TO THE REPORTING ENTITY FROM UNINSURED PLANS AND THE UNINSURED PORTION OF PARTIALLY INSURED PLANS

A–B. The Partnership has no operations from Administrative Services Only Contracts or Administrative Services Contracts in 2018 and 2017.

C. Medicare or Other Similarly Structured Cost Based Reimbursement Contract

The Partnership receives payments from the Centers for Medicare and Medicaid Services ("CMS") under the ACA Cost Sharing Reductions ("CSR") program designed to reduce copayments, deductibles, and coinsurance for lower-income members. There is no reinsurance risk to the Partnership as a result of the CSR program. Overpayments from CMS are reported in liability for amounts held under reinsured plans and underpayments are reported in amounts receivable relating to uninsured plans in the statutory basis statements of admitted assets, liabilities, and partnership capital and surplus. The Partnership has recorded a liability of \$0 and \$7,453 for the CSR program as of December 31, 2018 and 2017, respectively.

19. DIRECT PREMIUM WRITTEN/PRODUCED BY MANAGING GENERAL AGENTS/THIRD-PARTY ADMINISTRATORS

The Partnership did not have any direct premiums written or produced by managing general agents or third-party administrators in 2018 and 2017.

20. FAIR VALUE MEASUREMENT

The NAIC SAP defines fair value, establishes a framework for measuring fair value, and outlines the disclosure requirements related to fair value measurements. The fair value hierarchy is as follows:

Level 1—Quoted (unadjusted) prices for identical assets in active markets.

Level 2—Other observable inputs, either directly or indirectly, including:

- Quoted prices for similar assets in active markets;
- Quoted prices for identical or similar assets in nonactive markets (few transactions, limited information, noncurrent prices, high variability over time, etc.);
- Inputs other than quoted prices that are observable for the asset (interest rates, yield curves, volatilities, default rates, etc.);
- Inputs that are derived principally from or corroborated by other observable market data.

Level 3—Unobservable inputs that cannot be corroborated by observable market data.

The estimated fair values of bonds and short-term investments are based on quoted market prices, where available. The Partnership obtains one price for each security primarily from a third-party pricing service (“pricing service”), which generally uses quoted prices or other observable inputs for the determination of fair value. The pricing service normally derives the security prices through recently reported trades for identical or similar securities, making adjustments through the reporting date based upon available observable market information. For securities not actively traded, the pricing service may use quoted market prices of comparable instruments or discounted cash flow analyses, incorporating inputs that are currently observable in the markets for similar securities. Inputs that are often used in the valuation methodologies include, but are not limited to, non-binding broker quotes, benchmark yields, credit spreads, default rates, and prepayment speeds. As the Partnership is responsible for the determination of fair value, it performs quarterly analyses on the prices received from the pricing service to determine whether the prices are reasonable estimates of fair value. Specifically, the Partnership compares the prices received from the pricing service to a secondary pricing source, prices reported by its custodian, its investment consultant, and third-party investment advisors. Additionally, the Partnership compares changes in the reported market values and returns to relevant market indices to test the reasonableness of the reported prices. The Partnership’s internal price verification procedures and review of fair value methodology documentation provided by independent pricing services have not historically resulted in an adjustment in the prices obtained from the pricing service.

In instances in which the inputs used to measure fair value fall into different levels of the fair value hierarchy, the fair value measurement has been determined based on the lowest-level input that is significant to the fair value measurement in its entirety. The Partnership’s assessment of the significance of a particular item to the fair value measurement in its entirety requires judgment, including the consideration of inputs specific to the asset or liability.

A. Fair Value

(1–5) The Partnership does not have any financial assets that are measured and reported at fair value in the statutory basis statements of admitted assets, liabilities, and partnership capital and surplus at December 31, 2018 and 2017.

B. Fair Value Combination — Not applicable.

C. Aggregate Fair Value Hierarchy

The aggregate fair value by hierarchy of all financial instruments as of December 31, 2018 and 2017 is presented in the table below:

Types of Financial Investment	2018						Net Asset Value (NAV)	Not Practicable (Carrying Value)
	Aggregate Fair Value	Admitted Assets	(Level 1)	(Level 2)	(Level 3)			
U.S. government and agency securities	\$ 3,823,548	\$ 3,966,060	\$ 1,862,438	\$ 1,961,110	\$ -	\$ -	\$ -	
State and agency municipal securities	1,748,934	1,753,046	-	1,748,934	-	-	-	
City and county municipal securities	4,930,861	4,896,964	-	4,930,861	-	-	-	
Corporate debt securities	5,068,410	5,186,436	-	5,068,410	-	-	-	
Total bonds	<u>\$ 15,571,753</u>	<u>\$ 15,802,506</u>	<u>\$ 1,862,438</u>	<u>\$ 13,709,315</u>	<u>\$ -</u>	<u>\$ -</u>	<u>\$ -</u>	

Types of Financial Investment	2017						Net Asset Value (NAV)	Not Practicable (Carrying Value)
	Aggregate Fair Value	Admitted Assets	(Level 1)	(Level 2)	(Level 3)			
U.S. government and agency securities	\$ 3,825,756	\$ 3,929,602	\$ 1,672,774	\$ 2,152,982	\$ -	\$ -	\$ -	
State and agency municipal securities	1,801,786	1,801,016	-	1,801,786	-	-	-	
City and county municipal securities	6,050,588	6,005,726	-	6,050,588	-	-	-	
Corporate debt securities	3,869,769	3,918,484	-	3,869,769	-	-	-	
Total bonds	<u>\$ 15,547,899</u>	<u>\$ 15,654,828</u>	<u>\$ 1,672,774</u>	<u>\$ 13,875,125</u>	<u>\$ -</u>	<u>\$ -</u>	<u>\$ -</u>	

Included as Level 1 in U.S. government and agency securities in the fair value hierarchy tables above are U.S. Treasury securities of \$1,862,438 and \$1,672,774 as of December 31, 2018 and December 31, 2017, respectively.

There are no commercial paper investments included in corporate debt securities in the fair value hierarchy tables above as of December 31, 2018 and 2017.

D. Not Practicable to Estimate Fair Value — Not applicable.

E. Investments Measured Using the NAV Practical Expedient — Not applicable.

21. OTHER ITEMS

A. Unusual or Infrequent Items

The Partnership did not encounter any unusual or infrequent items for the years ended December 31, 2018 and 2017.

B. Troubled Debt Restructuring: Debtors

The Partnership has no troubled debt restructurings as of December 31, 2018 and 2017.

C. Other Disclosures

The Partnership does not have any amounts not recorded in the statutory basis financial statements that represent segregated funds held for others. The Partnership also does not have any exposures related to forward commitments that are not derivative instruments.

D. Business Interruption Insurance Recoveries

The Partnership has not received any business interruption insurance recoveries during 2018 and 2017.

E. State Transferable and Non-transferable Tax Credits

The Partnership has no transferable or non-transferable state tax credits.

F. Sub-Prime Mortgage-Related Risk Exposure

- (1) The investment policy for the Partnership limits investments in loan-backed securities, which includes sub-prime issuers. Further, the policy limits investments in private-issuer mortgage securities to 10% of the portfolio, which also includes sub-prime issuers. The exposure to unrealized losses on sub-prime issuers is due to changes in market prices. There are no realized losses due to not receiving anticipated cash flows. The investments covered have an NAIC designation of 1 or 2.
- (2) The Partnership has no direct exposure through investments in sub-prime mortgage loans.
- (3) The Partnership has no direct exposure through other investments.
- (4) The Partnership has no underwriting exposure to sub-prime mortgage risk through mortgage guaranty or financial guaranty insurance coverage.

G. Retained Assets

The Partnership does not have any retained asset accounts for beneficiaries.

H. Insurance-Linked Securities Contracts

As of December 31, 2018, the Partnership is not aware of any possible proceeds of insurance-linked securities.

22. EVENTS SUBSEQUENT

Subsequent events have been evaluated through February 28, 2019, which is the date these statutory basis financial statements were available for issuance.

TYPE I — Recognized Subsequent Events

There are no events subsequent to December 31, 2018, that require recognition and disclosure.

TYPE II — Non-Recognized Subsequent Events

The Partnership is subject to the annual fee under Section 9010 of the ACA. The fee is allocated to individual health insurers based on the ratio of the amount of the entity’s net premiums written during the preceding calendar year to the amount of the health insurance for any U.S. health risk that is written during the preceding calendar year. A health insurance entity’s portion of the annual fee becomes payable once the entity provides health insurance for any U.S. health risk for each calendar year beginning on or after January 1, of the year the fee is due. Pursuant to the 2019 HIF moratorium (see Note 1), no HIF will be payable in 2019 and therefore there is no amount apportioned out of unassigned- funds, in 2018 representing an estimate of the 2019 HIF.

The table below presents information regarding the annual fee under Section 9010 of the ACA as of December 31, 2018 and 2017:

	Current Year	Prior Year
A. Did the reporting entity write accident and health insurance premium that is subject to Section 9010 of the Federal Affordable Care Act (YES/NO)?	Yes	
B. ACA fee assessment payable for the upcoming year	\$ -	\$ 2,425,636
C. ACA fee assessment paid	2,274,776	-
D. Premium written subject to ACA 9010 assessment	-	113,447,349
E. Total Adjusted Capital before surplus adjustment (Five-Year Historical Line 14)	18,854,852	
F. Total Adjusted Capital after surplus adjustment (Five-Year Historical Line 14 minus 22B above)	18,854,852	
G. Authorized Control Level (Five-Year Historical Line 15)	5,617,830	
H. Would reporting the ACA assessment as of December 31, 2018, have triggered an RBC action level (YES/NO)?	No	

There are no other events subsequent to December 31, 2018 that require disclosure.

23. REINSURANCE

Reinsurance Agreements— In the normal course of business, the Partnership seeks to reduce potential losses that may arise from catastrophic events that cause unfavorable underwriting results by reinsuring certain levels of such risk with affiliated and other nonaffiliated reinsurers. The Partnership remains primarily liable as the direct insurer on all risks reinsured.

The Partnership has an insolvency-only reinsurance agreement with UHIC, an affiliate of the Partnership, to provide insolvency protection for its enrollees. Reinsurance premiums, which are calculated on a percentage of member premium income, of \$160,358 and \$115,805 in 2018 and 2017, respectively, are netted against net premium income in the statutory basis statements of operations.

Pursuant to Section 1341 of the ACA, through 2017, the Partnership was subject to the reinsurance provisions for compliant individual policies (see Note 24).

The effect of both internal and external reinsurance agreements outlined above on net premium income and hospital and medical expenses and general administrative expenses and claims adjustment expenses is presented below:

	2018	2017
Premiums:		
Direct	\$ 158,733,374	\$ 113,447,349
Ceded:		
Affiliate	<u>160,358</u>	<u>115,805</u>
Net premium income	<u>\$ 158,573,016</u>	<u>\$ 113,331,544</u>
Hospital and medical expenses:		
Direct	\$ 128,290,266	\$ 89,732,821
Ceded:		
Nonaffiliate	<u>-</u>	<u>444,955</u>
Net hospital and medical expenses	<u>\$ 128,290,266</u>	<u>\$ 89,287,867</u>

The Partnership recognized reinsurance recoveries related to external reinsurance agreements of \$0 and \$444,955 in 2018 and 2017, respectively, which are recorded as net reinsurance recoveries in the statutory basis statements of operations. In addition, reinsurance recoverables related to external reinsurance agreements of \$4,490 and \$156,292 for paid losses are recorded as amounts recoverable from reinsurers in 2018 and 2017, respectively, in the statutory basis statements of admitted assets, liabilities, and partnership capital and surplus.

A. Ceded Reinsurance Report

Section 1 — General Interrogatories

- (1) Are any of the reinsurers, listed in Schedule S as non-affiliated, owned in excess of 10% or controlled, either directly or indirectly, by the Partnership or by any representative, officer, trustee, or director of the Partnership?
- Yes () No (X)
- (2) Have any policies issued by the Partnership been reinsured with a partnership chartered in a country other than the United States (excluding U.S. branches of such partnerships) that is owned in excess of 10% or controlled directly or indirectly by an insured, a beneficiary, a creditor, or any other person not primarily engaged in the insurance business?
- Yes () No (X)

Section 2 — Ceded Reinsurance Report — Part A

- (1) Does the Partnership have any reinsurance agreements in effect under which the reinsurer may unilaterally cancel any reinsurance for reasons other than for nonpayment of premium or other similar credit?
- Yes () No (X)
- (2) Does the reporting entity have any reinsurance agreements in effect that the amount of losses paid or accrued through the statement date may result in a payment to the reinsurer of amounts that, in aggregate and allowing for offset of mutual credits from other reinsurance agreements with the same reinsurer, exceed the total direct premium collected under the reinsured policies?
- Yes () No (X)

Section 3 — Ceded Reinsurance Report — Part B

- (1) What is the estimated amount of the aggregate reduction in surplus (for agreements other than those under which the reinsurer may unilaterally cancel for reasons other than for nonpayment of premium or other similar credits that are reflected in Section 2 above) of termination of all reinsurance agreements, by either party, as of the date of this statement? Where necessary, the Partnership may consider the current or anticipated experience of the business reinsured in making this estimate.

The Partnership estimates there should be no aggregate reduction in surplus for termination of all reinsurance agreements as of December 31, 2018.

- (2) Have any new agreements been executed or existing agreements amended, since January 1 of the year of this statement, to include policies or contracts that were in force or which had existing reserves established by the Partnership as of the effective date of the agreement?

Yes () No (X)

B. Uncollectible Reinsurance — During 2018 and 2017, there were no uncollectible reinsurance recoverables.

C. Commutation of Ceded Reinsurance — There was no commutation of reinsurance in 2018 or 2017.

D. Certified Reinsurer Rating Downgraded or Status Subject to Revocation — Not applicable.

24. RETROSPECTIVELY RATED CONTRACTS AND CONTRACTS SUBJECT TO REDETERMINATION

A. The Partnership estimates accrued retrospective premium adjustments for its group health insurance business based on mathematical calculations in accordance with contractual terms.

B. Estimated accrued retrospective premiums due to (from) the Partnership are recorded in premiums and considerations and aggregate health policy reserves in the statutory basis statements of admitted assets, liabilities, and partnership capital and surplus and as an adjustment to change in unearned premium reserves and reserve for rate credits in the statutory basis statements of operations.

C. Pursuant to the ACA, the Partnership's commercial business is subject to retrospectively rated features based on the actual medical loss ratios experienced on the commercial lines of business. The formula is calculated pursuant to the ACA guidance. The total amount of direct premiums written for the commercial lines of business subject to the retrospectively rated features was \$158,733,374 and \$113,447,349, representing 100% and 100% of total direct premiums written as of December 31, 2018 and 2017, respectively.

D. The Partnership does not have Medicare business subject to specific minimum loss ratio requirements as of December 31, 2018 and 2017. The Partnership is required to maintain a specific minimum loss ratio on the comprehensive commercial line of business. The Partnership's actual loss ratios on the comprehensive commercial line of business was in excess of the minimum requirements and as a result, no minimum medical loss ratio rebate liability was required to be established at December 31, 2018 and 2017.

E. Risk-Sharing Provisions of the Affordable Care Act

- (1) The Partnership has accident and health insurance premiums in 2018 and 2017 subject to the risk-sharing provisions of the ACA.

The ACA imposed fees and premium stabilization provisions on health insurance issuers offering comprehensive commercial health insurance. The three premium stabilization programs are commonly referred to as the 3Rs — risk adjustment, reinsurance, and risk corridors.

Risk Adjustment — The permanent risk adjustment program, designed to mitigate the potential impact of adverse selection and provide stability for health insurance issuers, applies to all non-grandfathered plans not subject to transitional relief in the individual and small group markets both inside and outside of the insurance exchanges. Effective for 2018 benefit plan year, the risk adjustments and distributions are calculated using a high-cost risk pool which adds a reinsurance-like element to this program. The operation of the high-cost risk pools exclude a percentage of costs above a threshold level determined by federal regulations. The program operates two national high-cost risk pools, one for individuals and one for small groups. Premium adjustments pursuant to the risk adjustment program are accounted for as premium subject to redetermination and user fees are accounted for as assessments.

Reinsurance — The transitional reinsurance program was designed to protect issuers in the individual market from an expected increase in large claims due to the elimination of preexisting condition limitations. The transitional reinsurance program was effective from 2014 through 2016 and applied to all issuers of major medical commercial products and third-party administrators. Contributions attributable to enrollees in the ACA compliant individual plans, including program administrative costs, were accounted for as ceded premium and payments received were accounted for as ceded benefit recoveries. The portion of the individual contributions earmarked for the U.S. Treasury was accounted for as an assessment. Contributions made for enrollees in fully insured plans other than the ACA compliant individual plans, including program administrative costs and payments to the U.S. Treasury, were treated as assessments.

Risk Corridors — The temporary risk corridors program, designed to provide some aggregate protection against variability for issuers in the individual and small group markets during the period 2014 through 2016, applied to Qualified Health Plans in the individual and small group markets both inside and outside of the insurance exchanges. Premium adjustments pursuant to the risk corridors program were accounted for as premium adjustments for retrospectively rated contracts.

(2) The following table presents the current year impact of risk-sharing provisions of the ACA on assets, liabilities and operations:

a. Permanent ACA Risk Adjustment Program		December 31, 2018
<u>Assets</u>		
1. Premium adjustments receivable due to ACA Risk Adjustment (including high risk pool payments)	\$	29
<u>Liabilities</u>		
2. Risk adjustment user fees payable for ACA Risk Adjustment		20,283
3. Premium adjustments payable due to ACA Risk Adjustment (including high risk pool premium)		2,486,419
<u>Operations (Revenue & Expense)</u>		
4. Reported as revenue in premium for accident and health contracts (written/collected) due to ACA Risk Adjustment		(1,728,597)
5. Reported in expenses as ACA risk adjustment user fees (incurred/paid)		20,339
b. Transitional ACA Reinsurance Program		
<u>Assets</u>		
1. Amounts recoverable for claims paid due to ACA Reinsurance	\$	4,490
2. Amounts recoverable for claims unpaid due to ACA Reinsurance (Contra Liability)		-
3. Amounts receivable relating to uninsured plans for contributions for ACA Reinsurance		-
<u>Liabilities</u>		
4. Liabilities for contributions payable due to ACA Reinsurance - not reported as ceded premium		-
5. Ceded reinsurance premiums payable due to ACA Reinsurance		-
6. Liability for amounts held under uninsured plans contributions for ACA Reinsurance		-
<u>Operations (Revenue & Expense)</u>		
7. Ceded reinsurance premiums due to ACA Reinsurance		-
8. Reinsurance recoveries (income statement) due to ACA reinsurance payments or expected payments		-
9. ACA Reinsurance contributions - not reported as ceded premium		-
c. Temporary ACA Risk Corridors Program		
<u>Assets</u>		
1. Accrued retrospective premium due to ACA Risk Corridors	\$	-
<u>Liabilities</u>		
2. Reserve for rate credits or policy experience rating refunds due to ACA Risk Corridors		-
<u>Operations (Revenue & Expense)</u>		
3. Effect of ACA Risk Corridors on net premium income (paid/received)		-
4. Effect of ACA Risk Corridors on change in reserves for rate credits		-

(3) The following table is a rollforward of the prior year ACA risk-sharing provisions for asset and liability balances, along with reasons for adjustments to prior year balances:

	Accrued During the Prior Year on Business Written before December 31 of the Prior Year		Received or Paid as of the Current Year on Business Written before December 31 of the Prior Year		Differences		Adjustments		Ref	Unsettled Balances as of the Reporting Date	
					Prior Year Accrued Less Payments (Col 1 - 3)	Prior Year Accrued Less Payments (Col 2 - 4)	To Prior Year Balances	To Prior Year Balances		Cumulative Balance from Prior Years (Col 1 - 3 + 7)	Cumulative Balance from Prior Years (Col 2 - 4 + 8)
	1	2	3	4	5	6	7	8		9	10
	Receivable	(Payable)	Receivable	(Payable)	Receivable	(Payable)	Receivable	(Payable)		Receivable	(Payable)
a. Permanent ACA Risk Adjustment Program											
1. Premium Adjustment Receivable (including high risk pool payments)	\$ 43,853	\$ -	\$ 29,206	\$ -	\$ 14,647	\$ -	\$ (14,617)	\$ -	A	\$ 30	\$ -
2. Premium Adjustment (Payable) (including high risk pool premium)	-	(3,548,377)	-	(2,775,938)	-	(772,439)	-	772,439	B	-	-
3. Subtotal ACA Permanent Risk Adjustment Program	43,853	(3,548,377)	29,206	(2,775,938)	14,647	(772,439)	(14,617)	772,439		30	-
b. Transitional ACA Reinsurance Program											
1. Amounts recoverable for claims paid	156,292	-	151,802	-	4,490	-	-	-	C	4,490	-
2. Amounts recoverable for claims unpaid (contra liability)	-	-	-	-	-	-	-	-	D	-	-
3. Amounts receivable relating to uninsured plans	-	-	-	-	-	-	-	-	E	-	-
4. Liabilities for contributions payable due to ACA Reinsurance—not reported as ceded premium	-	-	-	-	-	-	-	-	F	-	-
5. Ceded reinsurance premiums payable	-	-	-	-	-	-	-	-	G	-	-
6. Liability for amounts held under uninsured plans	-	-	-	-	-	-	-	-	H	-	-
7. Subtotal ACA Transitional Reinsurance Program	156,292	-	151,802	-	4,490	-	-	-		4,490	-
c. Temporary ACA Risk Corridors Program											
1. Accrued retrospective premium	-	-	-	-	-	-	-	-	I	-	-
2. Reserve for rate credits or policy experience rating refunds	-	-	-	-	-	-	-	-	J	-	-
3. Subtotal ACA Risk Corridors Program	-	-	-	-	-	-	-	-		-	-
d. Total for ACA Risk-Sharing Provisions	\$ 200,145	\$ (3,548,377)	\$ 181,008	\$ (2,775,938)	\$ 19,137	\$ (772,439)	\$ (14,617)	\$ 772,439		\$ 4,520	\$ -
Explanation of Adjustments											
A. The risk adjustment receivable as of December 31, 2018 was adjusted based on the final CMS Summary Report on Permanent Risk Adjustment Transfers for the 2017 Benefit Year. The risk adjustment receivable as of December 31, 2017 utilized paid claims through October 31, 2017. The adjustment to the prior year receivable balance reflects the true up to final results for the 2017 Benefit Year.											
B. The risk adjustment payable as of December 31, 2018 was adjusted based on the final CMS Summary Report on Permanent Risk Adjustment Transfers for the 2017 Benefit Year. The risk adjustment payable as of December 31, 2017 utilized paid claims through October 31, 2017. The adjustment to the prior year payable balance reflects the true up to final results for the 2017 Benefit Year.											
C. N/A											
D. N/A											
E. N/A											
F. N/A											
G. N/A											
H. N/A											
I. N/A											
J. N/A											

(4) The Partnership does not have any risk corridor receivables and payables to present in the table below:

	Accrued During the Prior Year on Business Written Before December 31 of the Prior Year		Received or Paid as of the Current Year on Business Written Before December 31 of the Prior Year		Differences		Adjustments		Ref	Unsettled Balances as of the Reporting Date	
					Prior Year Accrued Less Payments (Col 1–3)	Prior Year Accrued Less Payments (Col 2–4)	To Prior Year Balances	To Prior Year Balances		Cumulative Balance from Prior Years (Col 1–3+7)	Cumulative Balance from Prior Years (Col 2–4+8)
	1	2	3	4	5	6	7	8		9	10
	Receivable	(Payable)	Receivable	(Payable)	Receivable	(Payable)	Receivable	(Payable)		Receivable	(Payable)
Risk Corridors Program Year:											
a. 2014											
1. Accrued retrospective premium	\$ -	\$ -	\$ -	\$ -	\$ -	\$ -	\$ -	\$ -	A	\$ -	\$ -
2. Reserve for rate credits or policy experience rating refunds	-	-	-	-	-	-	-	-	B	-	-
b. 2015											
1. Accrued retrospective premium	-	-	-	-	-	-	-	-	C	-	-
2. Reserve for rate credits or policy experience rating refunds	-	-	-	-	-	-	-	-	D	-	-
c. 2016											
1. Accrued retrospective premium	-	-	-	-	-	-	-	-	E	-	-
2. Reserve for rate credits or policy experience rating refunds	-	-	-	-	-	-	-	-	F	-	-
d. Total for Risk Corridors	\$ -	\$ -	\$ -	\$ -	\$ -	\$ -	\$ -	\$ -		\$ -	\$ -
Explanation of Adjustments											
A.											
B.											
C.											
D.											
E.											
F.											

(5) The following table discloses ACA risk corridor receivable balances by risk corridor program year:

	1	2	3	4	5	6
	Estimated Amount to be Filed or Final	Non-Accrued Amounts for Impairment or Other Reasons	Amounts received from CMS	Asset Balance (Gross of Non- admissions) (1-2-3)	Non-admitted Amount	Net Admitted Asset (4-5)
Risk Corridors Program Year:	Amount Filed with CMS					
a. 2014	\$ -	\$ -	\$ -	\$ -	\$ -	\$ -
b. 2015	13,606	13,606	-	-	-	-
c. 2016	-	-	-	-	-	-
d. Total (a+b+c)	\$ 13,606	\$ 13,606	\$ -	\$ -	\$ -	\$ -

25. CHANGE IN INCURRED CLAIMS AND CLAIMS ADJUSTMENT EXPENSES

A. Changes in estimates related to the prior year incurred claims are included in total hospital and medical expenses in the current year in the statutory basis statements of operations. The following tables disclose paid claims, incurred claims, and the balance in claims unpaid, accrued medical incentive pool and bonus amounts, health care receivables and reinsurance recoverables, for the years ended December 31, 2018 and 2017:

	2018		
	Current Year Incurred Claims	Prior Years Incurred Claims	Total
Beginning of year claim reserve	\$ -	\$ (11,409,189)	\$ (11,409,189)
Paid claims—net of health care receivables and reinsurance recoveries collected	116,847,161	6,543,101	123,390,262
End of year claim reserve	16,991,733	195,429	17,187,162
Incurred claims excluding the change in health care receivables and reinsurance recoverables as presented below	133,838,894	(4,670,659)	129,168,235
Beginning of year health care receivables and reinsurance recoverables	-	3,549,347	3,549,347
End of year health care receivables and reinsurance recoverables	(4,404,214)	(23,103)	(4,427,317)
Total incurred claims	\$ 129,434,680	\$ (1,144,415)	\$ 128,290,265

	2017		
	Current Year Incurred Claims	Prior Years Incurred Claims	Total
Beginning of year claim reserve	\$ -	\$ (13,799,818)	\$ (13,799,818)
Paid claims—net of health care receivables reinsurance recoveries collected	84,465,356	7,354,382	91,819,738
End of year claim reserve	<u>10,404,511</u>	<u>1,004,678</u>	<u>11,409,189</u>
Incurred claims excluding the change in health care receivables and reinsurance recoverables as presented below	94,869,867	(5,440,758)	89,429,109
Beginning of year health care receivables and reinsurance recoverables	-	3,408,105	3,408,105
End of year health care receivables and reinsurance recoverables	<u>(3,347,088)</u>	<u>(202,259)</u>	<u>(3,549,347)</u>
Total incurred claims	<u>\$ 91,522,779</u>	<u>\$ (2,234,912)</u>	<u>\$ 89,287,867</u>

The liability for claims unpaid, accrued medical incentive pool and bonus amounts, net of health care receivables and reinsurance recoverables as of December 31, 2017 was \$7,859,842. As of December 31, 2018, \$6,543,101 has been paid for incurred claims attributable to insured events of prior years. Reserves remaining for prior years, net of health care receivables and reinsurance recoverables are now \$172,326, as a result of re-estimation of unpaid claims. Therefore, there has been \$1,144,415 favorable prior year development since December 31, 2017 to December 31, 2018. The primary drivers consist of favorable development as a result of a change in the provision for adverse deviations in experience of \$776,196, and favorable development of \$483,939 in retroactivity for inpatient, outpatient, physician, and pharmacy claims, offset by \$103,058 in unfavorable provider settlement activity. At December 31, 2017, the Partnership recorded \$2,234,912 of favorable development. The primary drivers consist of favorable development as a result of a change in the provision for adverse deviations in experience of \$1,107,800, favorable development of \$537,804 in retroactive for inpatient, outpatient, physician, and pharmacy claims, and favorable development of \$444,955 related to reinsurance. Original estimates are increased or decreased, as additional information becomes known regarding individual claims.

The Partnership incurred CAE of \$6,069,564 and \$4,299,645 in 2018 and 2017, respectively. These costs are included in the management service fees paid by the Partnership to UHS as a part of the Agreement (see Note 10). The following table discloses paid CAE, incurred CAE, and the balance in unpaid CAE reserve for 2018 and 2017:

	2018	2017
Total claims adjustment expenses	\$ 6,069,564	\$ 4,299,645
Less: current year unpaid claims adjustment expenses	(81,059)	(71,695)
Add: prior year unpaid claims adjustment expenses	<u>71,695</u>	<u>102,647</u>
Total claims adjustment expenses paid	<u>\$ 6,060,200</u>	<u>\$ 4,330,597</u>

B. The Partnership did not make any significant changes in methodologies and assumptions used in the calculation of the liability for claims unpaid and unpaid CAE in 2018.

26. INTERCOMPANY POOLING ARRANGEMENTS

A–G. The Partnership did not have any intercompany pooling arrangements in 2018 or 2017.

27. STRUCTURED SETTLEMENTS

A–B. The Partnership did not have structured settlements in 2018 or 2017.

28. HEALTH CARE AND OTHER AMOUNTS RECEIVABLE

- A. Pharmacy rebates receivable are recorded when reasonably estimated or billed by the affiliated pharmaceutical benefit manager in accordance with pharmaceutical rebate contract provisions. Information used to support rebates billed to the manufacturer is based on utilization information gathered by the pharmaceutical benefit manager and adjusted for significant changes in pharmaceutical contract provisions.

The Partnership evaluates admissibility of all pharmacy rebates receivable based on the administration of each underlying pharmaceutical benefit management agreement. The Partnership has nonadmitted and excluded all pharmacy rebates receivable that do not meet the admissibility criteria of SSAP No. 84, *Certain Health Care Receivables and Receivables under Government Insured Plans* (“SSAP No. 84”) from the statutory basis statements of admitted assets, liabilities, and partnership capital and surplus.

For each pharmaceutical management agreement for which a portion of the total pharmacy rebates receivable can be admitted based on the admissibility criteria of SSAP No. 84, the pharmacy rebate transaction history is summarized as follows:

Quarter	Estimated Pharmacy Rebates as Reported on Financial Statements	Pharmacy Rebates as Billed or Otherwise Confirmed	Actual Rebates Received within 90 Days of Billing	Actual Rebates Received within 91 to 180 Days of Billing	Actual Rebates Received More than 180 Days after Billing
12/31/2018	\$ 2,992,268	\$ -	\$ -	\$ -	\$ -
9/30/2018	2,859,579	2,606,352	1,607,914	-	-
6/30/2018	2,601,956	2,594,000	1,351,904	1,031,495	-
3/31/2018	2,009,432	2,077,462	764,998	1,093,595	193,289
12/31/2017	1,991,994	1,937,234	891,553	939,031	79,219
9/30/2017	1,711,012	1,751,881	712,492	876,181	135,041
6/30/2017	1,641,318	1,686,732	453,252	948,953	267,660
3/31/2017	1,467,695	1,500,848	216,178	979,983	283,518
12/31/2016	1,674,872	1,698,781	611,674	733,309	321,641
9/30/2016	1,797,431	1,745,539	564,791	843,312	310,651
6/30/2016	1,548,071	1,600,608	919,518	577,571	77,440
3/31/2016	1,307,426	1,338,108	428,739	858,014	36,616

Of the amount reported as health care receivables, \$3,962,468 and \$2,683,508 relates to pharmacy rebates receivable as of December 31, 2018 and 2017, respectively. This increase is primarily due to increased membership along with the change in generic/name brand mix.

- B. The Partnership does not have any risk-sharing receivables.

29. PARTICIPATING POLICIES

The Partnership did not have any participating contracts in 2018 or 2017.

30. PREMIUM DEFICIENCY RESERVES

The Partnership has recorded premium deficiency reserve of \$0 and \$5,667 as of December 31, 2018 and December 31, 2017, respectively. The analysis of premium deficiency reserves was completed as of December 31, 2018 and December 31, 2017. The Partnership did consider anticipated investment income when calculating the premium deficiency reserves.

The following table summarizes the Partnership’s premium deficiency reserves as of December 31, 2018 and 2017:

	2018
1. Liability carried for premium deficiency reserves	\$ -
2. Date of the most recent evaluation of this liability	12/31/2018
3. Was anticipated investment income utilized in this calculation?	Yes <input checked="" type="checkbox"/> No <input type="checkbox"/>
	2017
1. Liability carried for premium deficiency reserves	\$ 5,667
2. Date of the most recent evaluation of this liability	12/31/2017
3. Was anticipated investment income utilized in this calculation?	Yes <input checked="" type="checkbox"/> No <input type="checkbox"/>

Premium deficiency reserves are included in aggregate health policy reserves (see Note 1—*Basis of Presentation*) in the statutory basis statements of admitted assets, liabilities, and partnership capital and surplus.

31. ANTICIPATED SALVAGE AND SUBROGATION

Due to the type of business being written, the Partnership has no salvage. As of December 31, 2018 and 2017, the Partnership had no specific accruals established for outstanding subrogation, as it is considered a component of the actuarial calculations used to develop the estimates of claims unpaid.

GENERAL INTERROGATORIES

PART 1 - COMMON INTERROGATORIES
GENERAL

1.1

Is the reporting entity a member of an Insurance Holding Company System consisting of two or more affiliated persons, one or more of which is an insurer?
If yes, complete Schedule Y, Parts 1, 1A and 2

Yes ☒ No ☐

1.2

If yes, did the reporting entity register and file with its domiciliary State Insurance Commissioner, Director or Superintendent, or with such regulatory official of the state of domicile of the principal insurer in the Holding Company System, a registration statement providing disclosure substantially similar to the standards adopted by the National Association of Insurance Commissioners (NAIC) in its Model Insurance Holding Company System Regulatory Act and model regulations pertaining thereto, or is the reporting entity subject to standards and disclosure requirements substantially similar to those required by such Act and regulations?

Yes ☒ No ☐ N/A ☐

1.3

State Regulating?

Kentucky

1.4

Is the reporting entity publicly traded or a member of a publicly traded group?

Yes ☐ No ☐

1.5

If the response to 1.4 is yes, provide the CIK (Central Index Key) code issued by the SEC for the entity/group.

0000731766

2.1

Has any change been made during the year of this statement in the charter, by-laws, articles of incorporation, or deed of settlement of the reporting entity?

Yes ☐ No ☒

2.2

If yes, date of change:

3.1

State as of what date the latest financial examination of the reporting entity was made or is being made.

12/31/2017

3.2

State the as of date that the latest financial examination report became available from either the state of domicile or the reporting entity. This date should be the date of the examined balance sheet and not the date the report was completed or released.

12/31/2012

3.3

State as of what date the latest financial examination report became available to other states or the public from either the state of domicile or the reporting entity. This is the release date or completion date of the examination report and not the date of the examination (balance sheet date).

03/07/2014

3.4

By what department or departments?
Kentucky Department of Insurance

3.5

Have all financial statement adjustments within the latest financial examination report been accounted for in a subsequent financial statement filed with Departments?

Yes ☐ No ☐ N/A ☒

3.6

Have all of the recommendations within the latest financial examination report been complied with?

Yes ☐ No ☐ N/A ☒

4.1

During the period covered by this statement, did any agent, broker, sales representative, non-affiliated sales/service organization or any combination thereof under common control (other than salaried employees of the reporting entity), receive credit or commissions for or control a substantial part (more than 20 percent of any major line of business measured on direct premiums) of:
4.11 sales of new business?
4.12 renewals?

Yes ☐ No ☒
Yes ☐ No ☒

4.2

During the period covered by this statement, did any sales/service organization owned in whole or in part by the reporting entity or an affiliate, receive credit or commissions for or control a substantial part (more than 20 percent of any major line of business measured on direct premiums) of:
4.21 sales of new business?
4.22 renewals?

Yes ☐ No ☒
Yes ☐ No ☒

5.1

Has the reporting entity been a party to a merger or consolidation during the period covered by this statement?
If yes, complete and file the merger history data file with the NAIC.

Yes ☐ No ☒

5.2

If yes, provide the name of the entity, NAIC Company Code, and state of domicile (use two letter state abbreviation) for any entity that has ceased to exist as a result of the merger or consolidation.

1 Name of Entity	2 NAIC Company Code	3 State of Domicile

6.1

Has the reporting entity had any Certificates of Authority, licenses or registrations (including corporate registration, if applicable) suspended or revoked by any governmental entity during the reporting period?

Yes ☐ No ☒

6.2

If yes, give full information:

7.1

Does any foreign (non-United States) person or entity directly or indirectly control 10% or more of the reporting entity?

Yes ☐ No ☒

7.2

If yes,
7.21 State the percentage of foreign control;
7.22 State the nationality(s) of the foreign person(s) or entity(s) or if the entity is a mutual or reciprocal, the nationality of its manager or attorney-in-fact; and identify the type of entity(s) (e.g., individual, corporation or government, manager or attorney in fact).

0.0 %

1 Nationality	2 Type of Entity

GENERAL INTERROGATORIES

8.1

Is the company a subsidiary of a bank holding company regulated by the Federal Reserve Board?

Yes [] No [X]

8.2

If response to 8.1 is yes, please identify the name of the bank holding company.

8.3

Is the company affiliated with one or more banks, thrifts or securities firms?

Yes [X] No []

8.4

If response to 8.3 is yes, please provide below the names and location (city and state of the main office) of any affiliates regulated by a federal regulatory services agency [i.e. the Federal Reserve Board (FRB), the Office of the Comptroller of the Currency (OCC), the Federal Deposit Insurance Corporation (FDIC) and the Securities Exchange Commission (SEC)] and identify the affiliate's primary federal regulator.

1	2	3	4	5	6
Affiliate Name	Location (City, State)	FRB	OCC	FDIC	SEC
Optum Bank, Inc.	Salt Lake City, UT	NO	NO	YES	NO

9.

What is the name and address of the independent certified public accountant or accounting firm retained to conduct the annual audit?

Deloitte & Touche, LLP
Minneapolis, MN

10.1

Has the insurer been granted any exemptions to the prohibited non-audit services provided by the certified independent public accountant requirements as allowed in Section 7H of the Annual Financial Reporting Model Regulation (Model Audit Rule), or substantially similar state law or regulation?

Yes [] No [X]

10.2

If the response to 10.1 is yes, provide information related to this exemption:

10.3

Has the insurer been granted any exemptions related to the other requirements of the Annual Financial Reporting Model Regulation as allowed for in Section 18A of the Model Regulation, or substantially similar state law or regulation?

Yes [X] No []

10.4

If the response to 10.3 is yes, provide information related to this exemption:

Entity does not meet \$500M premium threshold per Section 17A of the Model Regulation.

10.5

Has the reporting entity established an Audit Committee in compliance with the domiciliary state insurance laws?

Yes [X] No [] N/A []

10.6

If the response to 10.5 is no or n/a, please explain

11.

What is the name, address and affiliation (officer/employee of the reporting entity or actuary/consultant associated with an actuarial consulting firm) of the individual providing the statement of actuarial opinion/certification?

Gary A. Iannone
Vice President of Actuarial Services of United Healthcare Services, Inc., an affiliate of UnitedHealthcare of Kentucky, Ltd., 185 Asylum Street, Hartford, CT 06103

12.1

Does the reporting entity own any securities of a real estate holding company or otherwise hold real estate indirectly?

Yes [] No [X]

12.11

Name of real estate holding company

12.12

Number of parcels involved

0

12.13

Total book/adjusted carrying value

\$ 0

12.2

If, yes provide explanation:

13.

FOR UNITED STATES BRANCHES OF ALIEN REPORTING ENTITIES ONLY:

13.1

What changes have been made during the year in the United States manager or the United States trustees of the reporting entity?

13.2

Does this statement contain all business transacted for the reporting entity through its United States Branch on risks wherever located?

Yes [] No []

13.3

Have there been any changes made to any of the trust indentures during the year?

Yes [] No []

13.4

If answer to (13.3) is yes, has the domiciliary or entry state approved the changes?

Yes [] No [] N/A []

14.1

Are the senior officers (principal executive officer, principal financial officer, principal accounting officer or controller, or persons performing similar functions) of the reporting entity subject to a code of ethics, which includes the following standards?

Yes [X] No []

(a)

Honest and ethical conduct, including the ethical handling of actual or apparent conflicts of interest between personal and professional relationships;

(b)

Full, fair, accurate, timely and understandable disclosure in the periodic reports required to be filed by the reporting entity;

(c)

Compliance with applicable governmental laws, rules and regulations;

(d)

The prompt internal reporting of violations to an appropriate person or persons identified in the code; and

(e)

Accountability for adherence to the code.

14.11

If the response to 14.1 is No, please explain:

N/A

14.2

Has the code of ethics for senior managers been amended?

Yes [] No [X]

14.21

If the response to 14.2 is yes, provide information related to amendment(s).

N/A

14.3

Have any provisions of the code of ethics been waived for any of the specified officers?

Yes [] No [X]

14.31

If the response to 14.3 is yes, provide the nature of any waiver(s).

N/A

GENERAL INTERROGATORIES

- | | | | |
|--|---------------------------------|---|--------|
| 1
American Bankers Association (ABA) Routing Number | 2 | 3 | 4 |
| | Issuing or Confirming Bank Name | Circumstances That Can Trigger the Letter of Credit | Amount |
| | | | |

16.	Is the purchase or sale of all investments of the reporting entity passed upon either by the board of directors or a subordinate committee thereof?	Yes [<input checked="" type="checkbox"/>] No [<input type="checkbox"/>]
17.	Does the reporting entity keep a complete permanent record of the proceedings of its board of directors and all subordinate committees thereof?	Yes [<input checked="" type="checkbox"/>] No [<input type="checkbox"/>]
18.	Has the reporting entity an established procedure for disclosure to its board of directors or trustees of any material interest or affiliation on the part of any of its officers, directors, trustees or responsible employees that is in conflict with the official duties of such person?	Yes [<input checked="" type="checkbox"/>] No [<input type="checkbox"/>]

INVESTMENT

- | | | | |
|-------|--|---|---|
| 24.01 | Were all the stocks, bonds and other securities owned December 31 of current year, over which the reporting entity has exclusive control, in the actual possession of the reporting entity on said date? (other than securities lending programs addressed in 24.03)..... | Yes [<input checked="" type="checkbox"/>] | No [<input type="checkbox"/>] |
| 24.02 | If no, give full and complete information relating thereto
N/A | | |
| 24.03 | For security lending programs, provide a description of the program including value for collateral and amount of loaned securities, and whether collateral is carried on or off-balance sheet. (an alternative is to reference Note 17 where this information is also provided)
N/A | | |
| 24.04 | Does the Company's security lending program meet the requirements for a conforming program as outlined in the Risk-Based Capital Instructions? | Yes [<input type="checkbox"/>] | No [<input type="checkbox"/>] N/A [<input checked="" type="checkbox"/>] |
| 24.05 | If answer to 24.04 is yes, report amount of collateral for conforming programs. | \$ | 0 |
| 24.06 | If answer to 24.04 is no, report amount of collateral for other programs. | \$ | 0 |
| 24.07 | Does your securities lending program require 102% (domestic securities) and 105% (foreign securities) from the counterparty at the outset of the contract? | Yes [<input type="checkbox"/>] | No [<input type="checkbox"/>] N/A [<input checked="" type="checkbox"/>] |
| 24.08 | Does the reporting entity non-admit when the collateral received from the counterparty falls below 100%? | Yes [<input type="checkbox"/>] | No [<input type="checkbox"/>] N/A [<input checked="" type="checkbox"/>] |
| 24.09 | Does the reporting entity or the reporting entity's securities lending agent utilize the Master Securities lending Agreement (MSLA) to conduct securities lending? | Yes [<input type="checkbox"/>] | No [<input type="checkbox"/>] N/A [<input checked="" type="checkbox"/>] |

GENERAL INTERROGATORIES

24.10 For the reporting entity's security lending program state the amount of the following as December 31 of the current year:

24.101	Total fair value of reinvested collateral assets reported on Schedule DL, Parts 1 and 2	\$	0
24.102	Total book adjusted/carrying value of reinvested collateral assets reported on Schedule DL, Parts 1 and 2	\$	0
24.103	Total payable for securities lending reported on the liability page.	\$	0

25.1 Were any of the stocks, bonds or other assets of the reporting entity owned at December 31 of the current year not exclusively under the control of the reporting entity, or has the reporting entity sold or transferred any assets subject to a put option contract that is currently in force? (Exclude securities subject to Interrogatory 21.1 and 24.03). Yes [X] No []

25.2	If yes, state the amount thereof at December 31 of the current year:	25.21 Subject to repurchase agreements	\$	0
		25.22 Subject to reverse repurchase agreements	\$	0
		25.23 Subject to dollar repurchase agreements	\$	0
		25.24 Subject to reverse dollar repurchase agreements	\$	0
		25.25 Placed under option agreements	\$	0
		25.26 Letter stock or securities restricted as to sale - excluding FHLB Capital Stock	\$	0
		25.27 FHLB Capital Stock	\$	0
		25.28 On deposit with states	\$	504,372
		25.29 On deposit with other regulatory bodies	\$	0
		25.30 Pledged as collateral - excluding collateral pledged to an FHLB	\$	0
		25.31 Pledged as collateral to FHLB - including assets backing funding agreements	\$	0
		25.32 Other	\$	0

25.3 For category (25.26) provide the following:

1 Nature of Restriction	2 Description	3 Amount
.....

26.1 Does the reporting entity have any hedging transactions reported on Schedule DB? Yes [] No [X]

26.2 If yes, has a comprehensive description of the hedging program been made available to the domiciliary state? Yes [] No [] N/A [X]
If no, attach a description with this statement.

27.1 Were any preferred stocks or bonds owned as of December 31 of the current year mandatorily convertible into equity, or, at the option of the issuer, convertible into equity? Yes [] No [X]

27.2 If yes, state the amount thereof at December 31 of the current year. \$0

28. Excluding items in Schedule E - Part 3 - Special Deposits, real estate, mortgage loans and investments held physically in the reporting entity's offices, vaults or safety deposit boxes, were all stocks, bonds and other securities, owned throughout the current year held pursuant to a custodial agreement with a qualified bank or trust company in accordance with Section 1, III - General Examination Considerations, F. Outsourcing of Critical Functions, Custodial or Safekeeping Agreements of the NAIC Financial Condition Examiners Handbook?..... Yes [X] No []

28.01 For agreements that comply with the requirements of the NAIC Financial Condition Examiners Handbook, complete the following:

1 Name of Custodian(s)	2 Custodian's Address
Northern Trust	50 S. LaSalle, Chicago, IL 60675
Bank of New York Mellon	Global Liquidity Services, 1 Wall St, 14th Floor, New York NY 10286
.....

28.02 For all agreements that do not comply with the requirements of the NAIC Financial Condition Examiners Handbook, provide the name, location and a complete explanation:

1 Name(s)	2 Location(s)	3 Complete Explanation(s)
.....

28.03 Have there been any changes, including name changes, in the custodian(s) identified in 28.01 during the current year?..... Yes [] No [X]

28.04 If yes, give full and complete information relating thereto:

1 Old Custodian	2 New Custodian	3 Date of Change	4 Reason
.....

GENERAL INTERROGATORIES

28.05 Investment management – Identify all investment advisors, investment managers, broker/dealers, including individuals that have the authority to make investment decisions on behalf of the reporting entity. For assets that are managed internally by employees of the reporting entity, note as such. ["...that have access to the investment accounts"; "...handle securities"]

1 Name of Firm or Individual	2 Affiliation
BNY Mellon Asset Management North America	U.....
Internally Managed	I.....
.....

28.0597 For those firms/individuals listed in the table for Question 28.05, do any firms/individuals unaffiliated with the reporting entity (i.e. designated with a "U") manage more than 10% of the reporting entity's assets?..... Yes [X] No []

28.0598 For firms/individuals unaffiliated with the reporting entity (i.e. designated with a "U") listed in the table for Question 28.05, does the total assets under management aggregate to more than 50% of the reporting entity's assets?..... Yes [] No [X]

28.06 For those firms or individuals listed in the table for 28.05 with an affiliation code of "A" (affiliated) or "U" (unaffiliated), provide the information for the table below.

1 Central Registration Depository Number	2 Name of Firm or Individual	3 Legal Entity Identifier (LEI)	4 Registered With	5 Investment Management Agreement (IMA) Filed
105764	BNY Mellon Asset Management North America	ME7YUCK4NF1W8VM8SP25	SEC	NO.....
.....

29.1 Does the reporting entity have any diversified mutual funds reported in Schedule D, Part 2 (diversified according to the Securities and Exchange Commission (SEC) in the Investment Company Act of 1940 [Section 5(b)(1)])? Yes [] No [X]

29.2 If yes, complete the following schedule:

1 CUSIP #	2 Name of Mutual Fund	3 Book/Adjusted Carrying Value
29.2999 - Total		0

29.3 For each mutual fund listed in the table above, complete the following schedule:

1 Name of Mutual Fund (from above table)	2 Name of Significant Holding of the Mutual Fund	3 Amount of Mutual Fund's Book/Adjusted Carrying Value Attributable to the Holding	4 Date of Valuation
.....

30. Provide the following information for all short-term and long-term bonds and all preferred stocks. Do not substitute amortized value or statement value for fair value.

	1 Statement (Admitted) Value	2 Fair Value	3 Excess of Statement over Fair Value (-), or Fair Value over Statement (+)
30.1 Bonds	16,002,301	15,771,548	(230,753)
30.2 Preferred stocks	0	0	0
30.3 Totals	16,002,301	15,771,548	(230,753)

30.4 Describe the sources or methods utilized in determining the fair values:

For those securities that had prices in the NAIC SVO ISIS database, those prices were used; for those securities that did not have prices in the NAIC SVO ISIS database, pricing was obtained from Hub which is an external data sources vendor. Hub utilizes various pricing sources. ...

31.1 Was the rate used to calculate fair value determined by a broker or custodian for any of the securities in Schedule D? Yes [] No [X]

31.2 If the answer to 31.1 is yes, does the reporting entity have a copy of the broker's or custodian's pricing policy (hard copy or electronic copy) for all brokers or custodians used as a pricing source? Yes [] No []

31.3 If the answer to 31.2 is no, describe the reporting entity's process for determining a reliable pricing source for purposes of disclosure of fair value for Schedule D:
N/A

32.1 Have all the filing requirements of the Purposes and Procedures Manual of the NAIC Investment Analysis Office been followed? Yes [X] No []

32.2 If no, list exceptions:
N/A

GENERAL INTERROGATORIES

33.

By self-designating 5GI securities, the reporting entity is certifying the following elements of each self-designated 5GI security:

a. Documentation necessary to permit a full credit analysis of the security does not exist or an NAIC CRP credit rating for an FE or PL security is not available.

b. Issuer or obligor is current on all contracted interest and principal payments.

c. The insurer has an actual expectation of ultimate payment of all contracted interest and principal.

Has the reporting entity self-designated 5GI securities?

Yes [] No [X]
34.

By self-designating PLGI securities, the reporting entity is certifying the following elements of each self-designated PLGI security:

a. The security was purchased prior to January 1, 2018.

b. The reporting entity is holding capital commensurate with the NAIC Designation reported for the security.

c. The NAIC Designation was derived from the credit rating assigned by an NAIC CRP in its legal capacity as a NRSRO which is shown on a current private letter rating held by the insurer and available for examination by state insurance regulators.

d. The reporting entity is not permitted to share this credit rating of the PL security with the SVO.

Has the reporting entity self-designated PLGI securities?

Yes [] No [X]

OTHER

35.1 Amount of payments to trade associations, service organizations and statistical or rating bureaus, if any? \$ 0

35.2 List the name of the organization and the amount paid if any such payment represented 25% or more of the total payments to trade associations, service organizations and statistical or rating bureaus during the period covered by this statement.

1	2
Name	Amount Paid

36.1 Amount of payments for legal expenses, if any? \$ 0

36.2 List the name of the firm and the amount paid if any such payment represented 25% or more of the total payments for legal expenses during the period covered by this statement.

1	2
Name	Amount Paid

37.1 Amount of payments for expenditures in connection with matters before legislative bodies, officers or departments of government, if any? \$ 0

37.2 List the name of the firm and the amount paid if any such payment represented 25% or more of the total payment expenditures in connection with matters before legislative bodies, officers or departments of government during the period covered by this statement.

1	2
Name	Amount Paid

GENERAL INTERROGATORIES

PART 2 - HEALTH INTERROGATORIES

1.1

Does the reporting entity have any direct Medicare Supplement Insurance in force?

Yes [] No [X]

1.2

If yes, indicate premium earned on U.S. business only.

\$ 0

1.3

What portion of Item (1.2) is not reported on the Medicare Supplement Insurance Experience Exhibit?

\$ 0

1.31

Reason for excluding

1.4

Indicate amount of earned premium attributable to Canadian and/or Other Alien not included in Item (1.2) above

\$ 0

1.5

Indicate total incurred claims on all Medicare Supplement Insurance.

\$ 0

1.6

Individual policies:

Most current three years:

1.61

Total premium earned

\$ 0

1.62

Total incurred claims

\$ 0

1.63

Number of covered lives

0

All years prior to most current three years:

1.64

Total premium earned

\$ 0

1.65

Total incurred claims

\$ 0

1.66

Number of covered lives

0

1.7

Group policies:

Most current three years:

1.71

Total premium earned

\$ 0

1.72

Total incurred claims

\$ 0

1.73

Number of covered lives

0

All years prior to most current three years:

1.74

Total premium earned

\$ 0

1.75

Total incurred claims

\$ 0

1.76

Number of covered lives

0

2.

Health Test:

1

Current Year

2

Prior Year

2.1

Premium Numerator

158,573,016

113,331,554

2.2

Premium Denominator

158,573,016

113,331,544

2.3

Premium Ratio (2.1/2.2)

1.000

1.000

2.4

Reserve Numerator

19,680,606

14,966,179

2.5

Reserve Denominator

19,680,606

14,966,179

2.6

Reserve Ratio (2.4/2.5)

1.000

1.000

3.1

Has the reporting entity received any endowment or gift from contracting hospitals, physicians, dentists, or others that is agreed will be returned when, as and if the earnings of the reporting entity permits?

Yes [] No [X]

3.2

If yes, give particulars:

4.1

Have copies of all agreements stating the period and nature of hospitals', physicians', and dentists' care offered to subscribers and dependents been filed with the appropriate regulatory agency?

Yes [X] No []

4.2

If not previously filed, furnish herewith a copy(ies) of such agreement(s). Do these agreements include additional benefits offered?

Yes [] No [X]

5.1

Does the reporting entity have stop-loss reinsurance?

Yes [] No [X]

5.2

If no, explain:
UnitedHealthcare of Kentucky, Ltd. has insolvency only reinsurance.

5.3

Maximum retained risk (see instructions)

5.31

Comprehensive Medical

\$ 0

5.32

Medical Only

\$ 0

5.33

Medicare Supplement

\$ 0

5.34

Dental & Vision

\$ 0

5.35

Other Limited Benefit Plan

\$ 0

5.36

Other

\$ 0

6.

Describe arrangement which the reporting entity may have to protect subscribers and their dependents against the risk of insolvency including hold harmless provisions, conversion privileges with other carriers, agreements with providers to continue rendering services, and any other agreements:
Hold harmless clauses in provider agreements and continuation of coverage endorsements in reinsurance agreements.

7.1

Does the reporting entity set up its claim liability for provider services on a service date basis?

Yes [X] No []

7.2

If no, give details

8.

Provide the following information regarding participating providers:

8.1

Number of providers at start of reporting year

19,412

8.2

Number of providers at end of reporting year

19,818

9.1

Does the reporting entity have business subject to premium rate guarantees?

Yes [] No [X]

9.2

If yes, direct premium earned:

9.21

Business with rate guarantees between 15-36 months

\$ 0

9.22

Business with rate guarantees over 36 months

\$ 0

Attachment B.2.b.v-2a 2018 Annual Statement to Insurance Department

65

28

GENERAL INTERROGATORIES

10.1

Does the reporting entity have Incentive Pool, Withhold or Bonus Arrangements in its provider contracts?

Yes [X] No []

10.2

If yes:

10.21

Maximum amount payable bonuses

\$ 10,312

10.22

Amount actually paid for year bonuses

\$ 4,600

10.23

Maximum amount payable withholds

\$ 8,383

10.24

Amount actually paid for year withholds

\$ 0

11.1

Is the reporting entity organized as:

11.12

A Medical Group/Staff Model

Yes [] No [X]

11.13

An Individual Practice Association (IPA), or,

Yes [] No [X]

11.14

A Mixed Model (combination of above)?

Yes [] No [X]

11.2

Is the reporting entity subject to Statutory Minimum Capital and Surplus Requirements?

Yes [X] No []

11.3

If yes, show the name of the state requiring such minimum capital and surplus.

Kentucky

11.4

If yes, show the amount required.

\$ 1,250,000

11.5

Is this amount included as part of a contingency reserve in stockholder's equity?

Yes [] No [X]

11.6

If the amount is calculated, show the calculation

IC 27-13-12-3

12. List service areas in which reporting entity is licensed to operate:

1 Name of Service Area
United Healthcare of Kentucky, Ltd. is licensed to do business in the state of Kentucky and the following counties of Indiana:
Clark
Crawford
Floyd
Harrison

13.1

Do you act as a custodian for health savings accounts?

Yes [] No [X]

13.2

If yes, please provide the amount of custodial funds held as of the reporting date.

\$ 0

13.3

Do you act as an administrator for health savings accounts?

Yes [] No [X]

13.4

If yes, please provide the balance of funds administered as of the reporting date.

\$ 0

14.1

Are any of the captive affiliates reported on Schedule S, Part 3, authorized reinsurers?

Yes [] No [X] N/A []

14.2

If the answer to 14.1 is yes, please provide the following:

1 Company Name	2 NAIC Company Code	3 Domiciliary Jurisdiction	4 Reserve Credit	Assets Supporting Reserve Credit		
				5 Letters of Credit	6 Trust Agreements	7 Other

15.

Provide the following for individual ordinary life insurance* policies (U.S. business only) for the current year (prior to reinsurance assumed or ceded):

15.1

Direct Premium Written

\$ 0

15.2

Total Incurred Claims

\$ 0

15.3

Number of Covered Lives

0

*Ordinary Life Insurance Includes
Term(whether full underwriting, limited underwriting, jet issue, "short form app")
Whole Life (whether full underwriting, limited underwriting, jet issue, "short form app")
Variable Life (with or without secondary guranteee)
Universal Life (with or without secondary guranteee)
Variable Universal Life (with or without secondary guranteee)

16.

Is the reporting entity licensed or chartered, registered, qualified, eligible or writing business in at least two states?

Yes [X] No []

16.1

If no, does the reporting entity assume reinsurance business that covers risks residing in at least one state other than the state of domicile of the reporting entity?

Yes [] No []

FIVE-YEAR HISTORICAL DATA

	1 2018	2 2017	3 2016	4 2015	5 2014
Balance Sheet (Pages 2 and 3)					
1. Total admitted assets (Page 2, Line 28)	44,209,984	33,757,826	31,695,659	29,810,437	26,102,282
2. Total liabilities (Page 3, Line 24)	25,355,132	19,335,099	21,791,078	15,147,946	14,513,973
3. Statutory minimum capital and surplus requirement	1,250,000	1,250,000	1,250,000	6,412,432	6,952,998
4. Total capital and surplus (Page 3, Line 33)	18,854,852	14,422,727	9,904,581	14,662,491	11,588,309
Income Statement (Page 4)					
5. Total revenues (Line 8)	158,568,937	113,378,462	105,144,558	90,075,032	86,930,480
6. Total medical and hospital expenses (Line 18)	128,290,265	89,287,867	92,769,238	69,660,146	75,887,558
7. Claims adjustment expenses (Line 20)	6,069,564	4,299,645	4,124,182	3,123,920	2,856,657
8. Total administrative expenses (Line 21)	18,961,731	12,823,171	13,213,389	13,086,340	10,408,962
9. Net underwriting gain (loss) (Line 24)	5,253,044	6,962,112	(4,135,251)	5,589,626	(4,434,697)
10. Net investment gain (loss) (Line 27)	706,657	366,767	115,584	25,271	11,822
11. Total other income (Lines 28 plus 29)	(16,740)	(25,798)	(218)	(2,010)	(11,149)
12. Net income or (loss) (Line 32)	4,221,820	4,812,060	(2,549,380)	3,356,111	(4,240,287)
Cash Flow (Page 6)					
13. Net cash from operations (Line 11)	8,449,217	7,384,277	(3,766,337)	3,769,911	(163,610)
Risk-Based Capital Analysis					
14. Total adjusted capital	18,854,852	14,422,727	9,904,581	14,662,491	11,588,309
15. Authorized control level risk-based capital	5,617,830	3,975,178	4,126,442	3,206,216	3,476,499
Enrollment (Exhibit 1)					
16. Total members at end of period (Column 5, Line 7)	32,933	24,058	23,746	20,639	17,341
17. Total members months (Column 6, Line 7)	364,605	280,576	265,971	226,461	225,496
Operating Percentage (Page 4) (Item divided by Page 4, sum of Lines 2, 3 and 5) x 100.0					
18. Premiums earned plus risk revenue (Line 2 plus Lines 3 and 5)	100.0	100.0	100.0	100.0	100.0
19. Total hospital and medical plus other non-health (Lines 18 plus Line 19)	80.9	78.8	88.2	77.3	87.3
20. Cost containment expenses	2.0	2.2	1.8	1.7	1.7
21. Other claims adjustment expenses	1.8	1.6	2.1	1.8	1.6
22. Total underwriting deductions (Line 23)	96.7	93.9	103.9	93.8	105.1
23. Total underwriting gain (loss) (Line 24)	3.3	6.1	(3.9)	6.2	(5.1)
Unpaid Claims Analysis (U&I Exhibit, Part 2B)					
24. Total claims incurred for prior years (Line 13, Col. 5)	6,871,719	8,589,976	6,907,652	5,422,460	6,798,536
25. Estimated liability of unpaid claims-[prior year (Line 13, Col. 6)]	8,016,134	10,824,887	7,506,477	6,735,510	7,277,142
Investments In Parent, Subsidiaries and Affiliates					
26. Affiliated bonds (Sch. D Summary, Line 12, Col. 1)	0	0	0	0	0
27. Affiliated preferred stocks (Sch. D Summary, Line 18, Col. 1)	0	0	0	0	0
28. Affiliated common stocks (Sch. D Summary, Line 24, Col. 1)	0	0	0	0	0
29. Affiliated short-term investments (subtotal included in Schedule DA Verification, Col. 5, Line 10)	0	0	0	0	0
30. Affiliated mortgage loans on real estate	0	0	0	0	0
31. All other affiliated	0	0	0	0	0
32. Total of above Lines 26 to 31	0	0	0	0	0
33. Total investment in parent included in Lines 26 to 31 above.	0	0	0	0	0

NOTE: If a party to a merger, have the two most recent years of this exhibit been restated due to a merger in compliance with the disclosure requirements of SSAP No. 3, Accounting Changes and Correction of Errors? Yes [] No []
If no, please explain:



ANNUAL STATEMENT FOR THE YEAR 2018 OF THE UnitedHealthcare of Kentucky, Ltd.

EXHIBIT OF PREMIUMS, ENROLLMENT AND UTILIZATION (a)

REPORT FOR: 1. CORPORATION 2. (LOCATION)

NAIC Group Code	BUSINESS IN THE STATE OF			DURING THE YEAR							2018		NAIC Company Code	
	1	Indiana		4	5	6	7	8	9	10				
		Comprehensive (Hospital & Medical)												
		2	3											
	Total	Individual	Group	Medicare Supplement	Vision Only	Dental Only	Federal Employees Health Benefit Plan	Title XVIII Medicare	Title XIX Medicaid	Other				
Total Members at end of:														
1. Prior Year														
2. First Quarter														
3. Second Quarter														
4. Third Quarter														
5. Current Year														
6. Current Year Member Months														
Total Member Ambulatory Encounters for Year:														
7. Physician														
8. Non-Physician														
9. Total														
10. Hospital Patient Days Incurred														
11. Number of Inpatient Admissions														
12. Health Premiums Written (b)														
13. Life Premiums Direct														
14. Property/Casualty Premiums Written														
15. Health Premiums Earned.....														
16. Property/Casualty Premiums Earned														
17. Amount Paid for Provision of Health Care Services.....														
18. Amount Incurred for Provision of Health Care Services														

(a) For health business: number of persons insured under PPO managed care products and number of persons insured under indemnity only products .
(b) For health premiums written: amount of Medicare Title XVIII exempt from state taxes or fees \$



ANNUAL STATEMENT FOR THE YEAR 2018 OF THE UnitedHealthcare of Kentucky, Ltd.

EXHIBIT OF PREMIUMS, ENROLLMENT AND UTILIZATION (a)

REPORT FOR: 1. CORPORATION

UnitedHealthcare of Kentucky, Ltd.

2. Lexington, KY

NAIC Group Code		BUSINESS IN THE STATE OF		DURING THE YEAR							(LOCATION)	
0707		Kentucky		2018							NAIC Company Code	
		1	Comprehensive (Hospital & Medical)		4	5	6	7	8	9	96644	
		Total	2	3	Medicare Supplement	Vision Only	Dental Only	Federal Employees Health Benefit Plan	Title XVIII Medicare	Title XIX Medicaid	Other	
			Individual	Group								
Total Members at end of:												
1.	Prior Year	24,058	3	24,055	0	0	0	0	0	0	0	
2.	First Quarter	29,318	2	29,316	0	0	0	0	0	0	0	
3.	Second Quarter	29,312	4	29,308	0	0	0	0	0	0	0	
4.	Third Quarter	32,069	4	32,065	0	0	0	0	0	0	0	
5.	Current Year	32,933	4	32,929	0	0	0	0	0	0	0	
6.	Current Year Member Months	364,605	40	364,565	0	0	0	0	0	0	0	
Total Member Ambulatory Encounters for Year:												
7.	Physician	236,103	130	235,973	0	0	0	0	0	0	0	
8.	Non-Physician	10,909	10	10,899	0	0	0	0	0	0	0	
9.	Total	247,012	140	246,872	0	0	0	0	0	0	0	
10.	Hospital Patient Days Incurred	5,151	0	5,151	0	0	0	0	0	0	0	
11.	Number of Inpatient Admissions	1,440	0	1,440	0	0	0	0	0	0	0	
12.	Health Premiums Written (b)	158,733,374	58,655	158,674,719	0	0	0	0	0	0	0	
13.	Life Premiums Direct	0	0	0	0	0	0	0	0	0	0	
14.	Property/Casualty Premiums Written	0	0	0	0	0	0	0	0	0	0	
15.	Health Premiums Earned	158,729,295	58,655	158,670,640	0	0	0	0	0	0	0	
16.	Property/Casualty Premiums Earned	0	0	0	0	0	0	0	0	0	0	
17.	Amount Paid for Provision of Health Care Services	123,542,065	(833)	123,542,898	0	0	0	0	0	0	0	
18.	Amount Incurred for Provision of Health Care Services	128,290,266	13,141	128,277,125	0	0	0	0	0	0	0	

(a) For health business: number of persons insured under PPO managed care products0 and number of persons insured under indemnity only products0 .

(b) For health premiums written: amount of Medicare Title XVIII exempt from state taxes or fees \$0



ANNUAL STATEMENT FOR THE YEAR 2018 OF THE UnitedHealthcare of Kentucky, Ltd.

EXHIBIT OF PREMIUMS, ENROLLMENT AND UTILIZATION (a)

REPORT FOR: 1. CORPORATION

UnitedHealthcare of Kentucky, Ltd.

2. Lexington, KY

NAIC Group Code		0707		BUSINESS IN THE STATE OF		Grand Total		DURING THE YEAR		2018		(LOCATION)		NAIC Company Code		96644					
		1		Comprehensive (Hospital & Medical)		4		5		6		7		8		9		10			
		2		3																	
		Total		Individual		Group		Medicare Supplement		Vision Only		Dental Only		Federal Employees Health Benefit Plan		Title XVIII Medicare		Title XIX Medicaid		Other	
Total Members at end of:																					
1. Prior Year		24,058		3		24,055		0		0		0		0		0		0		0	
2. First Quarter		29,318		2		29,316		0		0		0		0		0		0		0	
3. Second Quarter		29,312		4		29,308		0		0		0		0		0		0		0	
4. Third Quarter		32,069		4		32,065		0		0		0		0		0		0		0	
5. Current Year		32,933		4		32,929		0		0		0		0		0		0		0	
6. Current Year Member Months		364,605		40		364,565		0		0		0		0		0		0		0	
Total Member Ambulatory Encounters for Year:																					
7 Physician		236,103		130		235,973		0		0		0		0		0		0		0	
8. Non-Physician		10,909		10		10,899		0		0		0		0		0		0		0	
9. Total		247,012		140		246,872		0		0		0		0		0		0		0	
10. Hospital Patient Days Incurred		5,151		0		5,151		0		0		0		0		0		0		0	
11. Number of Inpatient Admissions		1,440		0		1,440		0		0		0		0		0		0		0	
12. Health Premiums Written (b)		158,733,374		58,655		158,674,719		0		0		0		0		0		0		0	
13. Life Premiums Direct		0		0		0		0		0		0		0		0		0		0	
14. Property/Casualty Premiums Written		0		0		0		0		0		0		0		0		0		0	
15. Health Premiums Earned.....		158,729,295		58,655		158,670,640		0		0		0		0		0		0		0	
16. Property/Casualty Premiums Earned		0		0		0		0		0		0		0		0		0		0	
17. Amount Paid for Provision of Health Care Services.....		123,542,065		(833)		123,542,898		0		0		0		0		0		0		0	
18. Amount Incurred for Provision of Health Care Services		128,290,266		13,141		128,277,125		0		0		0		0		0		0		0	

SCHEDULE S - PART 1 - SECTION 2

[illegible]

SCHEDULE S - PART 2

[illegible]

SCHEDULE S - PART 3 - SECTION 2

Reinsurance Ceded Accident and Health Insurance Listed by Reinsuring Company as of December 31, Current Year

1 NAIC Company Code	2 ID Number	3 Effective Date	4 Name of Company	5 Domi- ciliary Juris- diction	6 Type of Reinsurance Ceded	7 Type of Business Ceded	8 Premiums	9 Unearned Premiums (Estimated)	10 Reserve Credit Taken Other than for Unearned Premiums	Outstanding Surplus Relief		13 Modified Coinsurance Reserve	14 Funds Withheld Under Coinsurance
										11 Current Year	12 Prior Year		
79413	36-2739571	01/01/2005	UnitedHealthcare Insurance Company	CT	OTH/A/G	CMM	160,358	0	0	0	0	0	0
0299999. General Account - Authorized U.S. Affiliates - Other							160,358	0	0	0	0	0	0
0399999. Total General Account - Authorized U.S. Affiliates							160,358	0	0	0	0	0	0
0699999. Total General Account - Authorized Non-U.S. Affiliates							0	0	0	0	0	0	0
0799999. Total General Account - Authorized Affiliates							160,358	0	0	0	0	0	0
1099999. Total General Account - Authorized Non-Affiliates							0	0	0	0	0	0	0
1199999. Total General Account Authorized							160,358	0	0	0	0	0	0
1499999. Total General Account - Unauthorized U.S. Affiliates							0	0	0	0	0	0	0
1799999. Total General Account - Unauthorized Non-U.S. Affiliates							0	0	0	0	0	0	0
1899999. Total General Account - Unauthorized Affiliates							0	0	0	0	0	0	0
2199999. Total General Account - Unauthorized Non-Affiliates							0	0	0	0	0	0	0
2299999. Total General Account Unauthorized							0	0	0	0	0	0	0
2599999. Total General Account - Certified U.S. Affiliates							0	0	0	0	0	0	0
2899999. Total General Account - Certified Non-U.S. Affiliates							0	0	0	0	0	0	0
2999999. Total General Account - Certified Affiliates							0	0	0	0	0	0	0
3299999. Total General Account - Certified Non-Affiliates							0	0	0	0	0	0	0
3399999. Total General Account Certified							0	0	0	0	0	0	0
3499999. Total General Account Authorized, Unauthorized and Certified							160,358	0	0	0	0	0	0
3799999. Total Separate Accounts - Authorized U.S. Affiliates							0	0	0	0	0	0	0
4099999. Total Separate Accounts - Authorized Non-U.S. Affiliates							0	0	0	0	0	0	0
4199999. Total Separate Accounts - Authorized Affiliates							0	0	0	0	0	0	0
4499999. Total Separate Accounts - Authorized Non-Affiliates							0	0	0	0	0	0	0
4599999. Total Separate Accounts Authorized							0	0	0	0	0	0	0
4899999. Total Separate Accounts - Unauthorized U.S. Affiliates							0	0	0	0	0	0	0
5199999. Total Separate Accounts - Unauthorized Non-U.S. Affiliates							0	0	0	0	0	0	0
5299999. Total Separate Accounts - Unauthorized Affiliates							0	0	0	0	0	0	0
5599999. Total Separate Accounts - Unauthorized Non-Affiliates							0	0	0	0	0	0	0
5699999. Total Separate Accounts Unauthorized							0	0	0	0	0	0	0
5999999. Total Separate Accounts - Certified U.S. Affiliates							0	0	0	0	0	0	0
6299999. Total Separate Accounts - Certified Non-U.S. Affiliates							0	0	0	0	0	0	0
6399999. Total Separate Accounts - Certified Affiliates							0	0	0	0	0	0	0
6699999. Total Separate Accounts - Certified Non-Affiliates							0	0	0	0	0	0	0
6799999. Total Separate Accounts Certified							0	0	0	0	0	0	0
6899999. Total Separate Accounts Authorized, Unauthorized and Certified							0	0	0	0	0	0	0
6999999. Total U.S. (Sum of 0399999, 0899999, 1499999, 1999999, 2599999, 3099999, 3799999, 4299999, 4899999, 5399999, 5999999 and 6499999)							160,358	0	0	0	0	0	0
7099999. Total Non-U.S. (Sum of 0699999, 0999999, 1799999, 2099999, 2899999, 3199999, 4099999, 4399999, 5199999, 5499999, 6299999 and 6599999)							0	0	0	0	0	0	0
9999999 - Totals							160,358	0	0	0	0	0	0

Schedule S - Part 4

N O N E

Schedule S - Part 4 - Bank Footnote

N O N E

Schedule S - Part 5

N O N E

Schedule S - Part 5 - Bank Footnote

N O N E

SCHEDULE S - PART 6

Five Year Exhibit of Reinsurance Ceded Business (\$000 Omitted)

	1 2018	2 2017	3 2016	4 2015	5 2014
A. OPERATIONS ITEMS					
1. Premiums	160	116	150	90	87
2. Title XVIII - Medicare	0	0	0	0	0
3. Title XIX - Medicaid	0	0	0	0	0
4. Commissions and reinsurance expense allowance	0	0	(11)	0	0
5. Total hospital and medical expenses	0	445	481	0	0
B. BALANCE SHEET ITEMS					
6. Premiums receivable	15	10	53	8	0
7. Claims payable	0	0	48	0	0
8. Reinsurance recoverable on paid losses	4	156	433	0	0
9. Experience rating refunds due or unpaid	0	0	0	0	0
10. Commissions and reinsurance expense allowances due	0	0	0	0	0
11. Unauthorized reinsurance offset	0	0	0	0	0
12. Offset for reinsurance with Certified Reinsurers	0	0	0	0	0
C. UNAUTHORIZED REINSURANCE (DEPOSITS BY AND FUNDS WITHHELD FROM)					
13. Funds deposited by and withheld from (F)	0	0	0	0	0
14. Letters of credit (L)	0	0	0	0	0
15. Trust agreements (T)	0	0	0	0	0
16. Other (O)	0	0	0	0	0
D. REINSURANCE WITH CERTIFIED REINSURERS (DEPOSITS BY AND FUNDS WITHHELD FROM)					
17. Multiple Beneficiary Trust	0	0	0	0	0
18. Funds deposited by and withheld from (F)	0	0	0	0	0
19. Letters of credit (L)	0	0	0	0	0
20. Trust agreements (T)	0	0	0	0	0
21. Other (O)	0	0	0	0	0

SCHEDULE S - PART 7

Restatement of Balance Sheet to Identify Net Credit For Ceded Reinsurance

	1 As Reported (net of ceded)	2 Restatement Adjustments	3 Restated (gross of ceded)
ASSETS (Page 2, Col. 3)			
1. Cash and invested assets (Line 12)	37,812,546	0	37,812,546
2. Accident and health premiums due and unpaid (Line 15)	1,543,172	0	1,543,172
3. Amounts recoverable from reinsurers (Line 16.1)	4,490	(4,490)	0
4. Net credit for ceded reinsurance	XXX	(10,076)	(10,076)
5. All other admitted assets (Balance)	4,849,776	0	4,849,776
6. Total assets (Line 28)	44,209,984	(14,566)	44,195,418
LIABILITIES, CAPITAL AND SURPLUS (Page 3)			
7. Claims unpaid (Line 1)	17,176,850	0	17,176,850
8. Accrued medical incentive pool and bonus payments (Line 2)	10,312	0	10,312
9. Premiums received in advance (Line 8)	2,755,967	0	2,755,967
10. Funds held under reinsurance treaties with authorized and unauthorized reinsurers (Line 19 first inset amount plus second inset amount)	0	0	0
11. Reinsurance in unauthorized companies (Line 20 minus inset amount)	0	0	0
12. Reinsurance with Certified Reinsurers (Line 20 inset amount)	0	0	0
13. Funds held under reinsurance treaties with Certified Reinsurers (Line 19 third inset amount)	0	0	0
14. All other liabilities (Balance)	5,412,003	(14,566)	5,397,437
15. Total liabilities (Line 24)	25,355,132	(14,566)	25,340,566
16. Total capital and surplus (Line 33)	18,854,852	XXX	18,854,852
17. Total liabilities, capital and surplus (Line 34)	44,209,984	(14,566)	44,195,418
NET CREDIT FOR CEDED REINSURANCE			
18. Claims unpaid	0		
19. Accrued medical incentive pool	0		
20. Premiums received in advance	0		
21. Reinsurance recoverable on paid losses	4,490		
22. Other ceded reinsurance recoverables	0		
23. Total ceded reinsurance recoverables	4,490		
24. Premiums receivable	0		
25. Funds held under reinsurance treaties with authorized and unauthorized reinsurers	0		
26. Unauthorized reinsurance	0		
27. Reinsurance with Certified Reinsurers	0		
28. Funds held under reinsurance treaties with Certified Reinsurers	0		
29. Other ceded reinsurance payables/offsets	14,566		
30. Total ceded reinsurance payables/offsets	14,566		
31. Total net credit for ceded reinsurance	(10,076)		

ANNUAL STATEMENT FOR THE YEAR 2018 OF THE UnitedHealthcare of Kentucky, Ltd.

SCHEDULE T PREMIUMS AND OTHER CONSIDERATIONS

Allocated by States and Territories										
		1	Direct Business Only							
			2	3	4	5	6	7	8	9
States, etc.		Active Status (a)	Accident & Health Premiums	Medicare Title XVIII	Medicaid Title XIX	Federal Employees Health Benefits Plan Premiums	Life & Annuity Premiums & Other Considerations	Property/ Casualty Premiums	Total Columns 2 Through 7	Deposit-Type Contracts
1.	Alabama	AL	N	0	0	0	0	0	0	0
2.	Alaska	AK	N	0	0	0	0	0	0	0
3.	Arizona	AZ	N	0	0	0	0	0	0	0
4.	Arkansas	AR	N	0	0	0	0	0	0	0
5.	California	CA	N	0	0	0	0	0	0	0
6.	Colorado	CO	N	0	0	0	0	0	0	0
7.	Connecticut	CT	N	0	0	0	0	0	0	0
8.	Delaware	DE	N	0	0	0	0	0	0	0
9.	District of Columbia	DC	N	0	0	0	0	0	0	0
10.	Florida	FL	N	0	0	0	0	0	0	0
11.	Georgia	GA	N	0	0	0	0	0	0	0
12.	Hawaii	HI	N	0	0	0	0	0	0	0
13.	Idaho	ID	N	0	0	0	0	0	0	0
14.	Illinois	IL	N	0	0	0	0	0	0	0
15.	Indiana	IN	L	0	0	0	0	0	0	0
16.	Iowa	IA	N	0	0	0	0	0	0	0
17.	Kansas	KS	N	0	0	0	0	0	0	0
18.	Kentucky	KY	L	158,733,374	0	0	0	0	158,733,374	0
19.	Louisiana	LA	N	0	0	0	0	0	0	0
20.	Maine	ME	N	0	0	0	0	0	0	0
21.	Maryland	MD	N	0	0	0	0	0	0	0
22.	Massachusetts	MA	N	0	0	0	0	0	0	0
23.	Michigan	MI	N	0	0	0	0	0	0	0
24.	Minnesota	MN	N	0	0	0	0	0	0	0
25.	Mississippi	MS	N	0	0	0	0	0	0	0
26.	Missouri	MO	N	0	0	0	0	0	0	0
27.	Montana	MT	N	0	0	0	0	0	0	0
28.	Nebraska	NE	N	0	0	0	0	0	0	0
29.	Nevada	NV	N	0	0	0	0	0	0	0
30.	New Hampshire	NH	N	0	0	0	0	0	0	0
31.	New Jersey	NJ	N	0	0	0	0	0	0	0
32.	New Mexico	NM	N	0	0	0	0	0	0	0
33.	New York	NY	N	0	0	0	0	0	0	0
34.	North Carolina	NC	N	0	0	0	0	0	0	0
35.	North Dakota	ND	N	0	0	0	0	0	0	0
36.	Ohio	OH	N	0	0	0	0	0	0	0
37.	Oklahoma	OK	N	0	0	0	0	0	0	0
38.	Oregon	OR	N	0	0	0	0	0	0	0
39.	Pennsylvania	PA	N	0	0	0	0	0	0	0
40.	Rhode Island	RI	N	0	0	0	0	0	0	0
41.	South Carolina	SC	N	0	0	0	0	0	0	0
42.	South Dakota	SD	N	0	0	0	0	0	0	0
43.	Tennessee	TN	N	0	0	0	0	0	0	0
44.	Texas	TX	N	0	0	0	0	0	0	0
45.	Utah	UT	N	0	0	0	0	0	0	0
46.	Vermont	VT	N	0	0	0	0	0	0	0
47.	Virginia	VA	N	0	0	0	0	0	0	0
48.	Washington	WA	N	0	0	0	0	0	0	0
49.	West Virginia	WV	N	0	0	0	0	0	0	0
50.	Wisconsin	WI	N	0	0	0	0	0	0	0
51.	Wyoming	WY	N	0	0	0	0	0	0	0
52.	American Samoa	AS	N	0	0	0	0	0	0	0
53.	Guam	GU	N	0	0	0	0	0	0	0
54.	Puerto Rico	PR	N	0	0	0	0	0	0	0
55.	U.S. Virgin Islands	VI	N	0	0	0	0	0	0	0
56.	Northern Mariana Islands	MP	N	0	0	0	0	0	0	0
57.	Canada	CAN	N	0	0	0	0	0	0	0
58.	Aggregate other alien	OT	XXX	0	0	0	0	0	0	0
59.	Subtotal	XXX	158,733,374	0	0	0	0	0	158,733,374	0
60.	Reporting entity contributions for Employee Benefit Plans	XXX	0	0	0	0	0	0	0	0
61.	Total (Direct Business)	XXX	158,733,374	0	0	0	0	0	158,733,374	0
DETAILS OF WRITE-INS										
58001.		XXX								
58002.		XXX								
58003.		XXX								
58998.	Summary of remaining write-ins for Line 58 from overflow page	XXX	0	0	0	0	0	0	0	0
58999.	Totals (Lines 58001 through 58003 plus 58998)(Line 58 above)	XXX	0	0	0	0	0	0	0	0

(a) Active Status Counts:
L - Licensed or Chartered - Licensed insurance carrier or domiciled RRG.....2 R - Registered - Non-domiciled RRGs.....0
E - Eligible - Reporting entities eligible or approved to write surplus lines in the state.....0 Q - Qualified - Qualified or accredited reinsurer.....0
N - None of the above - Not allowed to write business in the state.....55

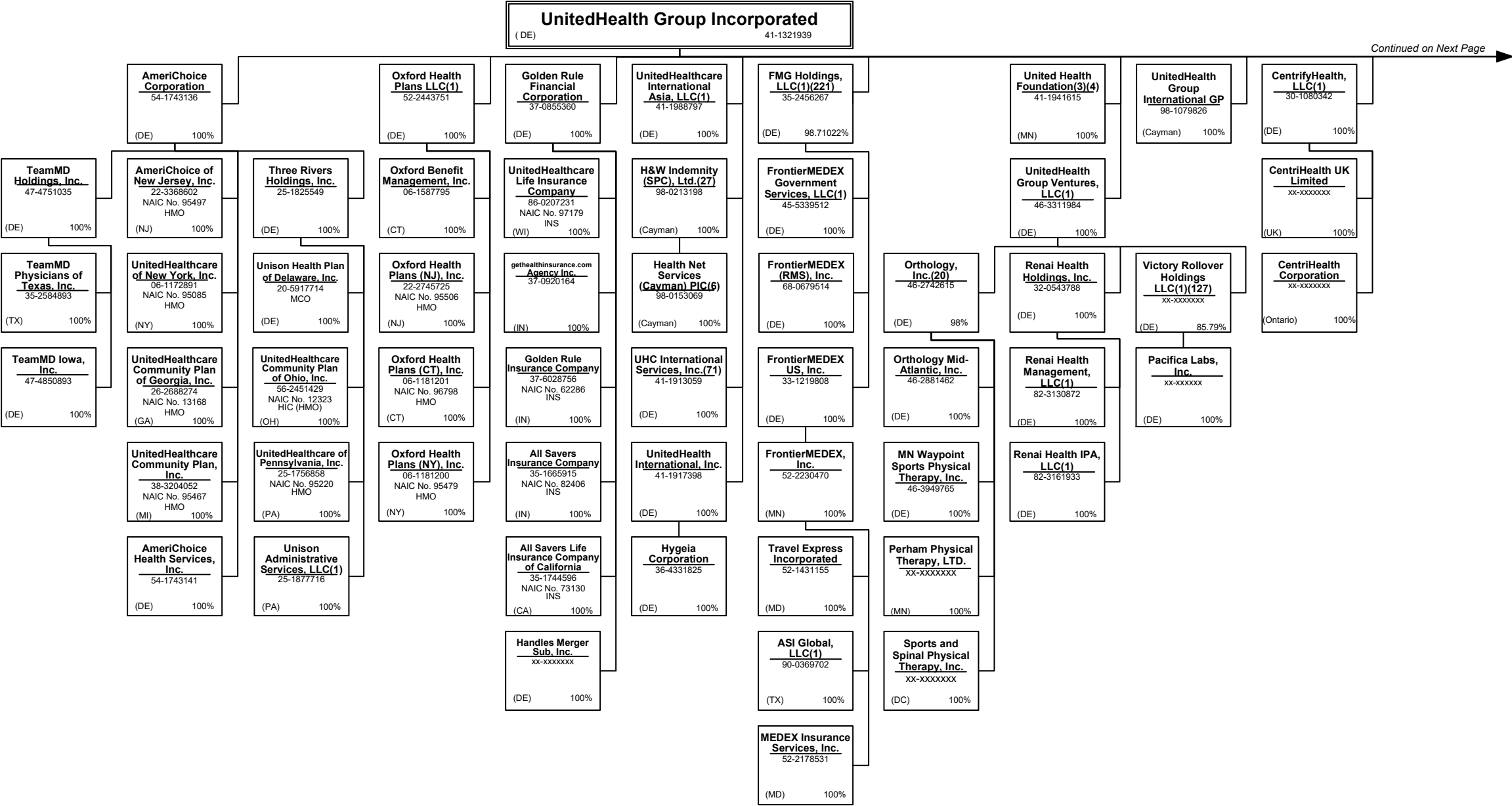
(b) Explanation of basis of allocation by states, premiums by state, etc.
Premiums allocated by state based upon Geographic Market.

SCHEDULE T - PART 2
INTERSTATE COMPACT - EXHIBIT OF PREMIUMS WRITTEN
Allocated by States and Territories

			Direct Business Only					
			1	2	3	4	5	6
States, Etc.			Life (Group and Individual)	Annuities (Group and Individual)	Disability Income (Group and Individual)	Long-Term Care (Group and Individual)	Deposit-Type Contracts	Totals
1.	Alabama	AL						
2.	Alaska	AK						
3.	Arizona	AZ						
4.	Arkansas	AR						
5.	California	CA						
6.	Colorado	CO						
7.	Connecticut	CT						
8.	Delaware	DE						
9.	District of Columbia	DC						
10.	Florida	FL						
11.	Georgia	GA						
12.	Hawaii	HI						
13.	Idaho	ID						
14.	Illinois	IL						
15.	Indiana	IN						
16.	Iowa	IA						
17.	Kansas	KS						
18.	Kentucky	KY						
19.	Louisiana	LA						
20.	Maine	ME						
21.	Maryland	MD						
22.	Massachusetts	MA						
23.	Michigan	MI						
24.	Minnesota	MN						
25.	Mississippi	MS						
26.	Missouri	MO						
27.	Montana	MT						
28.	Nebraska	NE						
29.	Nevada	NV						
30.	New Hampshire	NH						
31.	New Jersey	NJ						
32.	New Mexico	NM						
33.	New York	NY						
34.	North Carolina	NC						
35.	North Dakota	ND						
36.	Ohio	OH						
37.	Oklahoma	OK						
38.	Oregon	OR						
39.	Pennsylvania	PA						
40.	Rhode Island	RI						
41.	South Carolina	SC						
42.	South Dakota	SD						
43.	Tennessee	TN						
44.	Texas	TX						
45.	Utah	UT						
46.	Vermont	VT						
47.	Virginia	VA						
48.	Washington	WA						
49.	West Virginia	WV						
50.	Wisconsin	WI						
51.	Wyoming	WY						
52.	American Samoa	AS						
53.	Guam	GU						
54.	Puerto Rico	PR						
55.	U.S. Virgin Islands	VI						
56.	Northern Mariana Islands	MP						
57.	Canada	CAN						
58.	Aggregate Other Alien	OT						
59.	Total							

NONE

SCHEDULE Y – INFORMATION CONCERNING ACTIVITIES OF INSURER MEMBERS OF A HOLDING COMPANY GROUP
PART 1 – ORGANIZATIONAL CHART

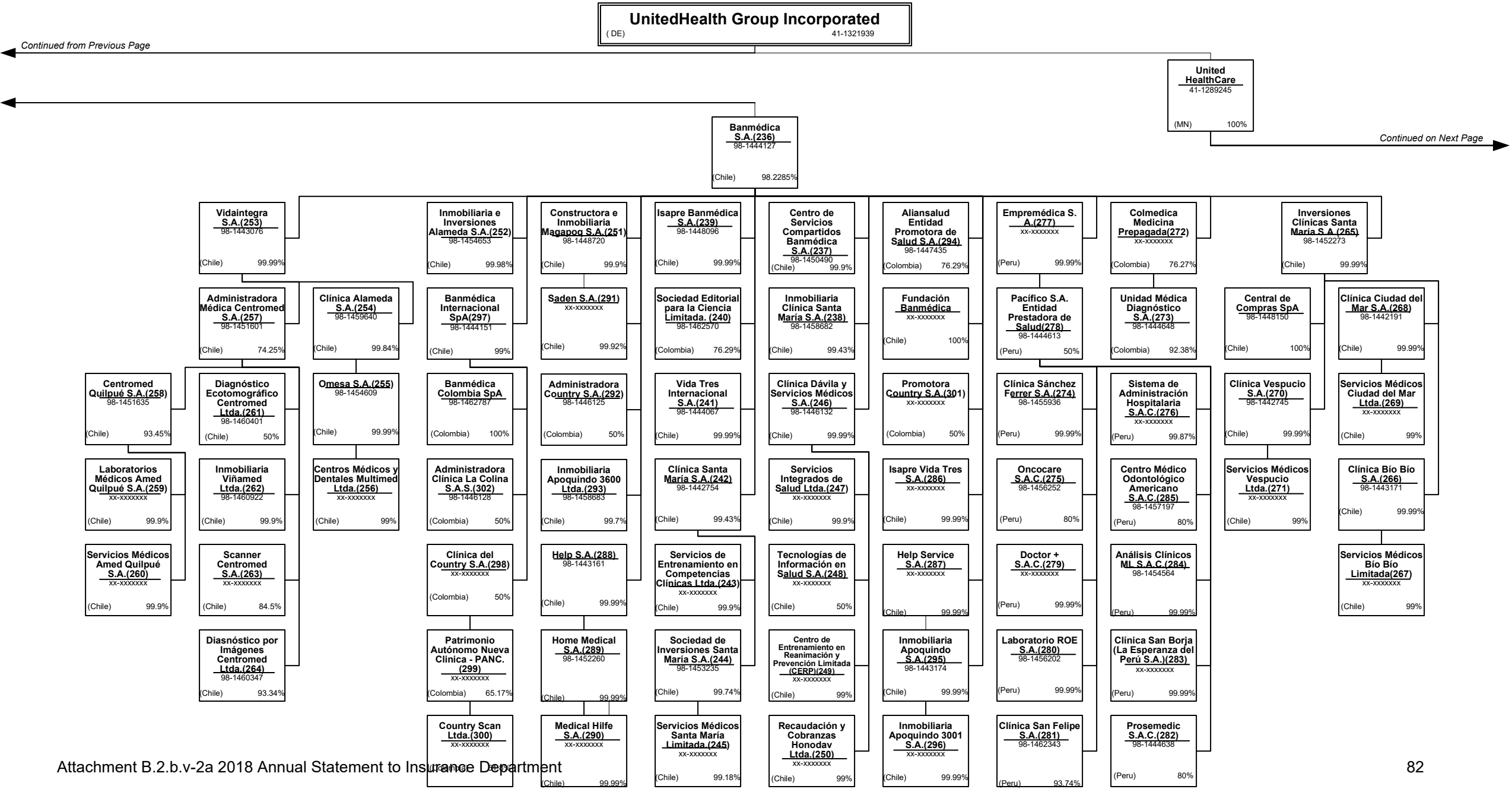




Attachment B.2.b.v-2a 2018 Annual Statement to Insurance Department




SCHEDULE Y – INFORMATION CONCERNING ACTIVITIES OF INSURER MEMBERS OF A HOLDING COMPANY GROUP
PART 1 – ORGANIZATIONAL CHART



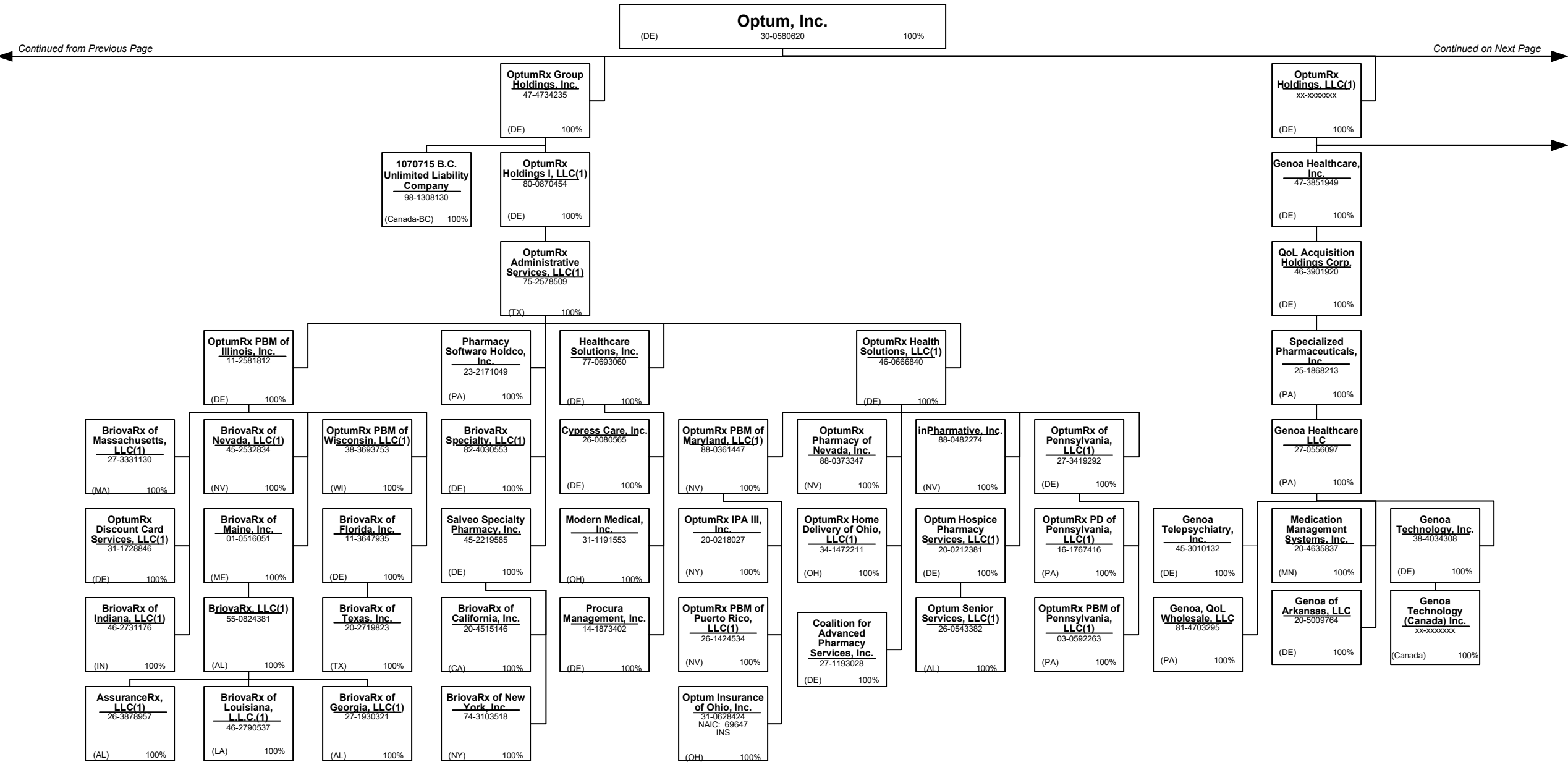
40.3

SCHEDULE Y – INFORMATION CONCERNING ACTIVITIES OF INSURER MEMBERS OF A HOLDING COMPANY GROUP
PART 1 – ORGANIZATIONAL CHART





SCHEDULE Y – INFORMATION CONCERNING ACTIVITIES OF INSURER MEMBERS OF A HOLDING COMPANY GROUP
PART 1 – ORGANIZATIONAL CHART

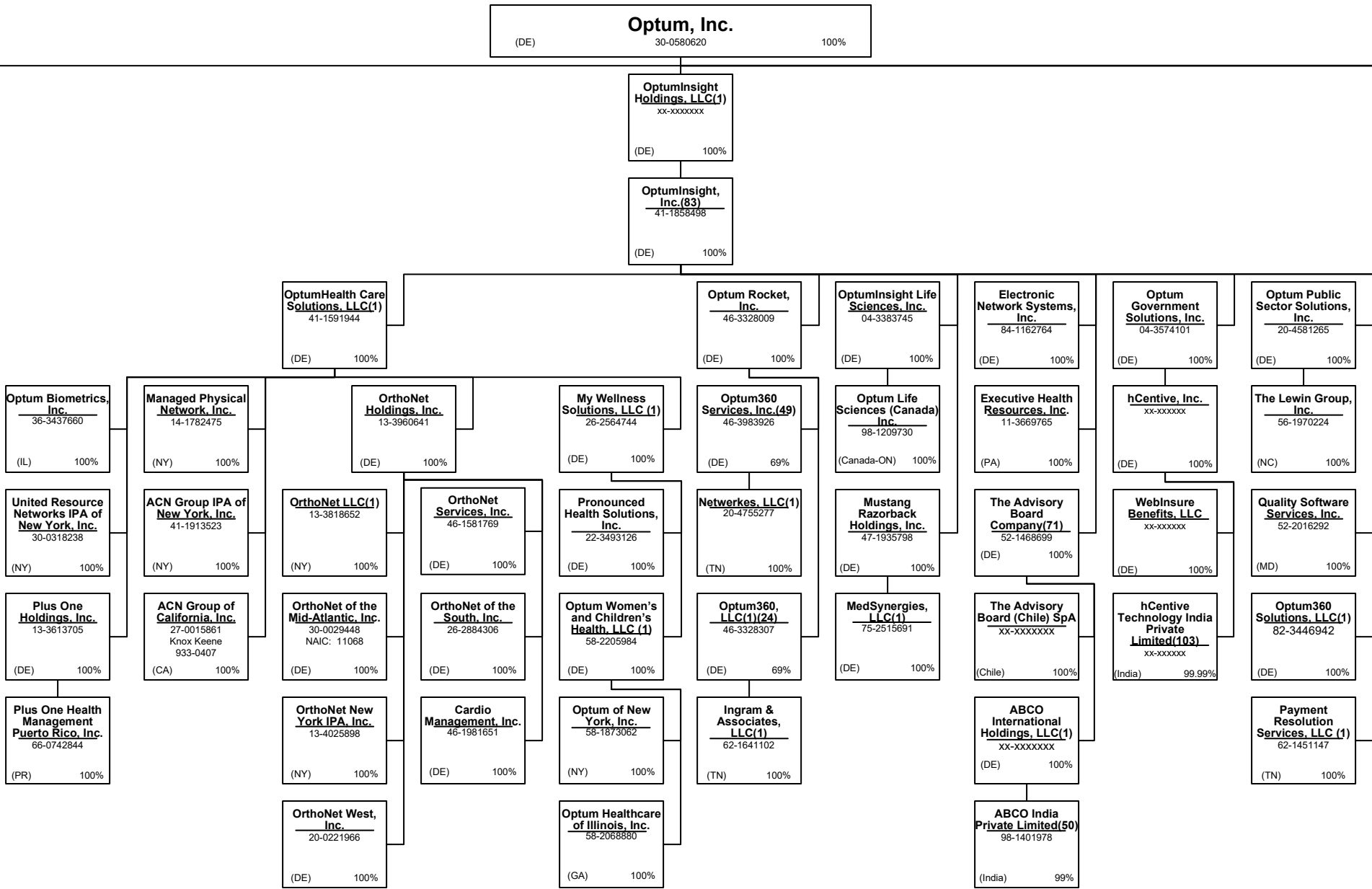


40.6

Attachment B-2 b.v-2a 2018 Annual Statement to Insurance Department

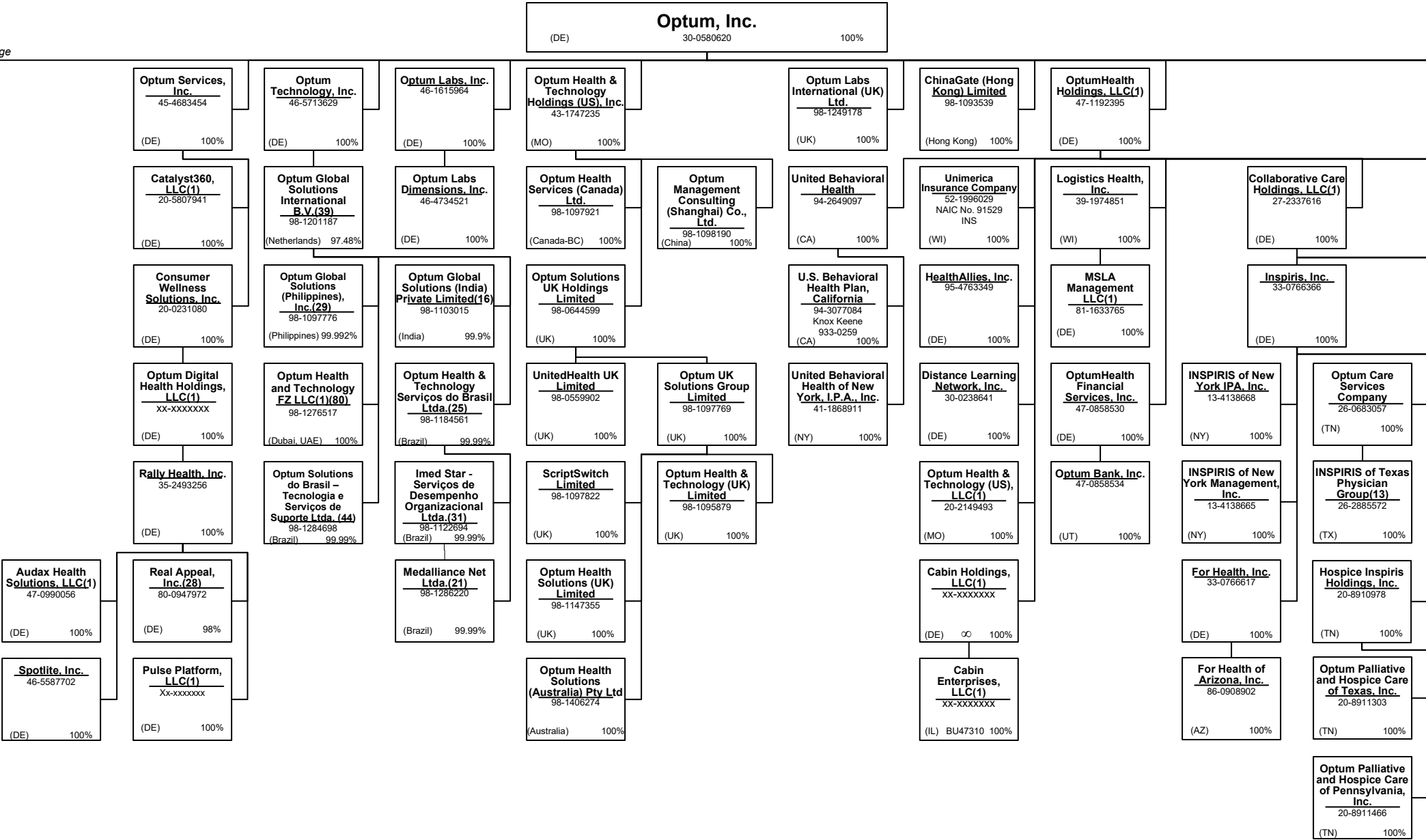


SCHEDULE Y – INFORMATION CONCERNING ACTIVITIES OF INSURER MEMBERS OF A HOLDING COMPANY GROUP
PART 1 – ORGANIZATIONAL CHART



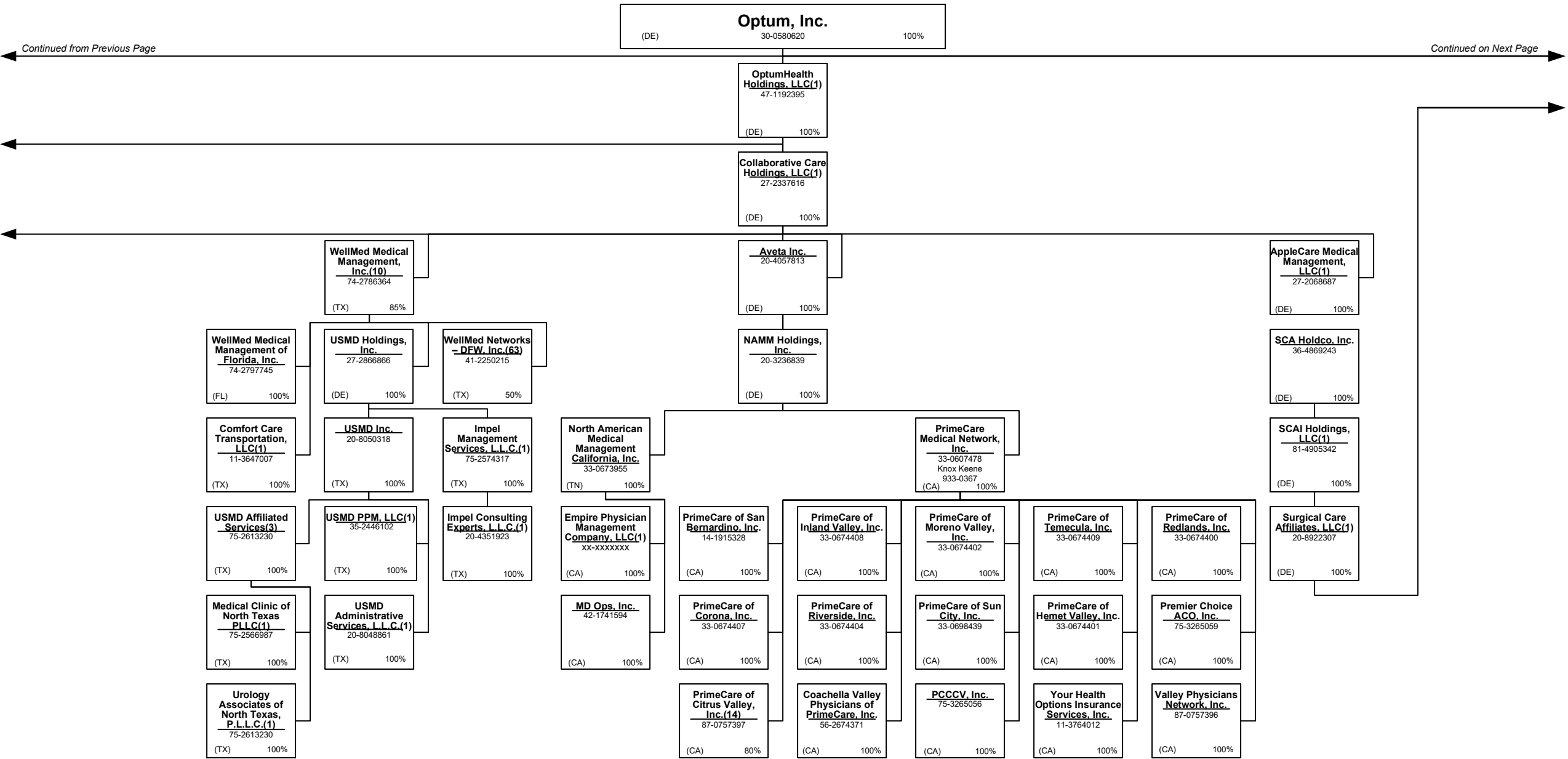
40.8

SCHEDULE Y – INFORMATION CONCERNING ACTIVITIES OF INSURER MEMBERS OF A HOLDING COMPANY GROUP
PART 1 – ORGANIZATIONAL CHART



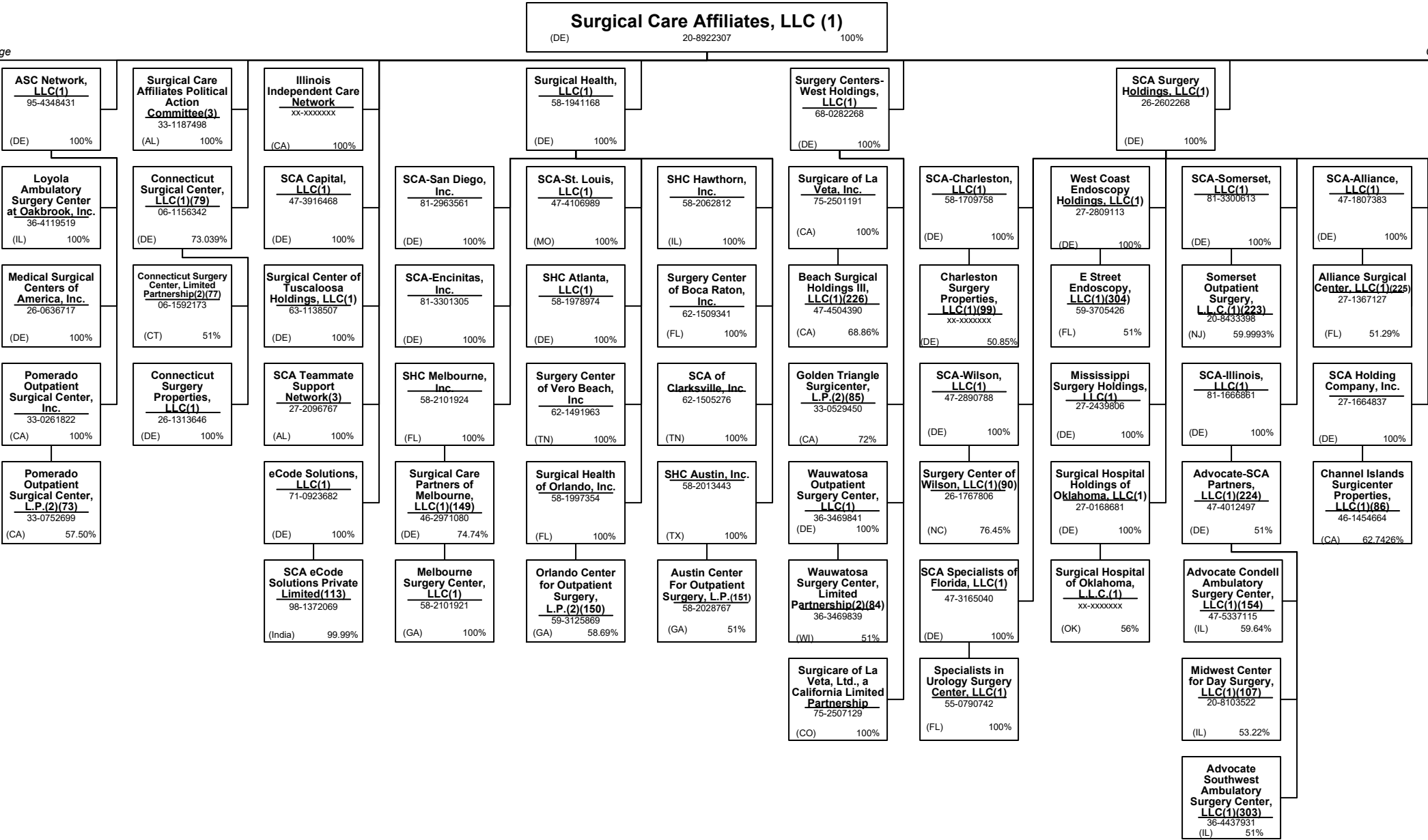


SCHEDULE Y – INFORMATION CONCERNING ACTIVITIES OF INSURER MEMBERS OF A HOLDING COMPANY GROUP
PART 1 – ORGANIZATIONAL CHART



40.11

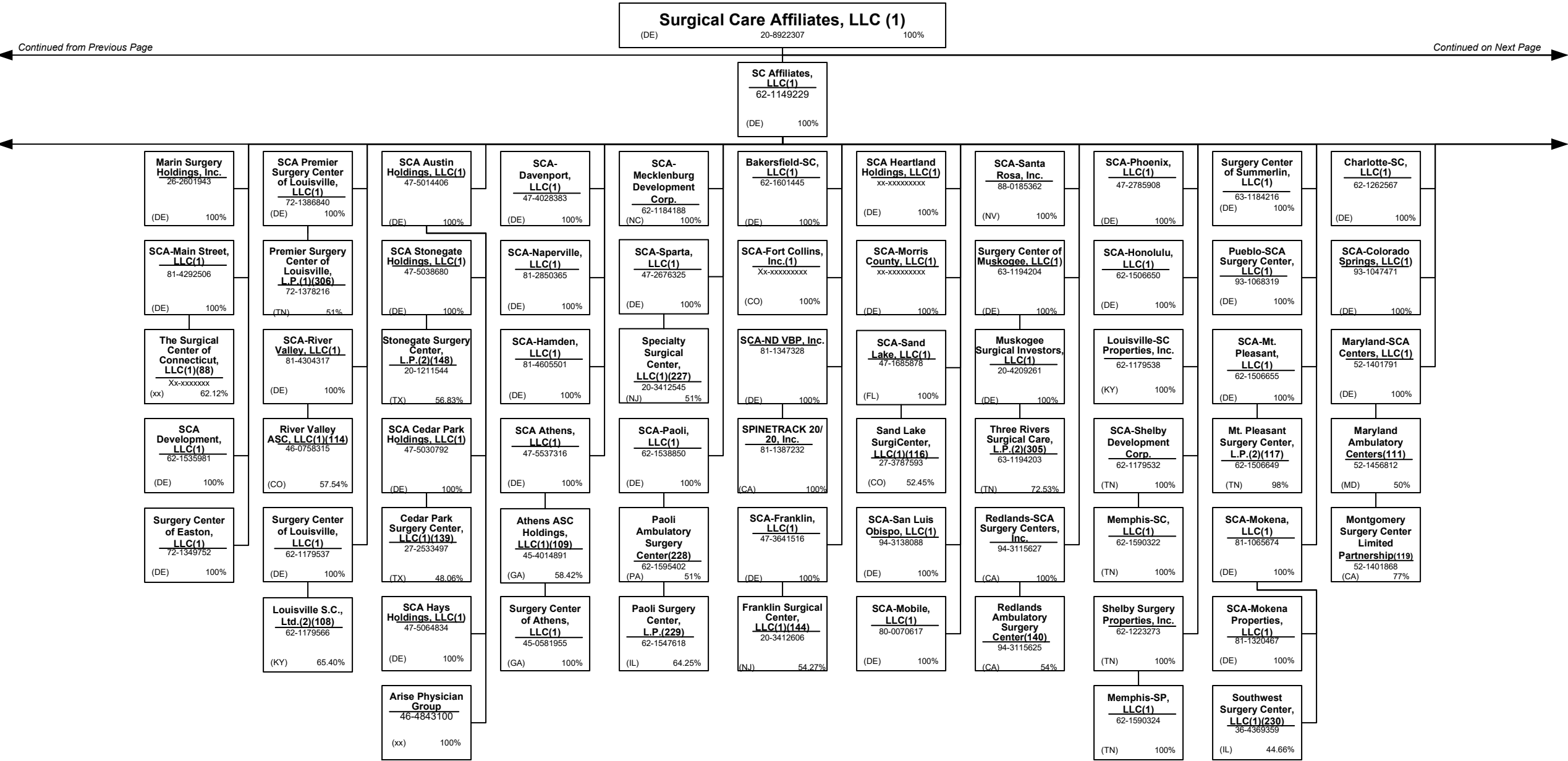
SCHEDULE Y – INFORMATION CONCERNING ACTIVITIES OF INSURER MEMBERS OF A HOLDING COMPANY GROUP
PART 1 – ORGANIZATIONAL CHART



40.12

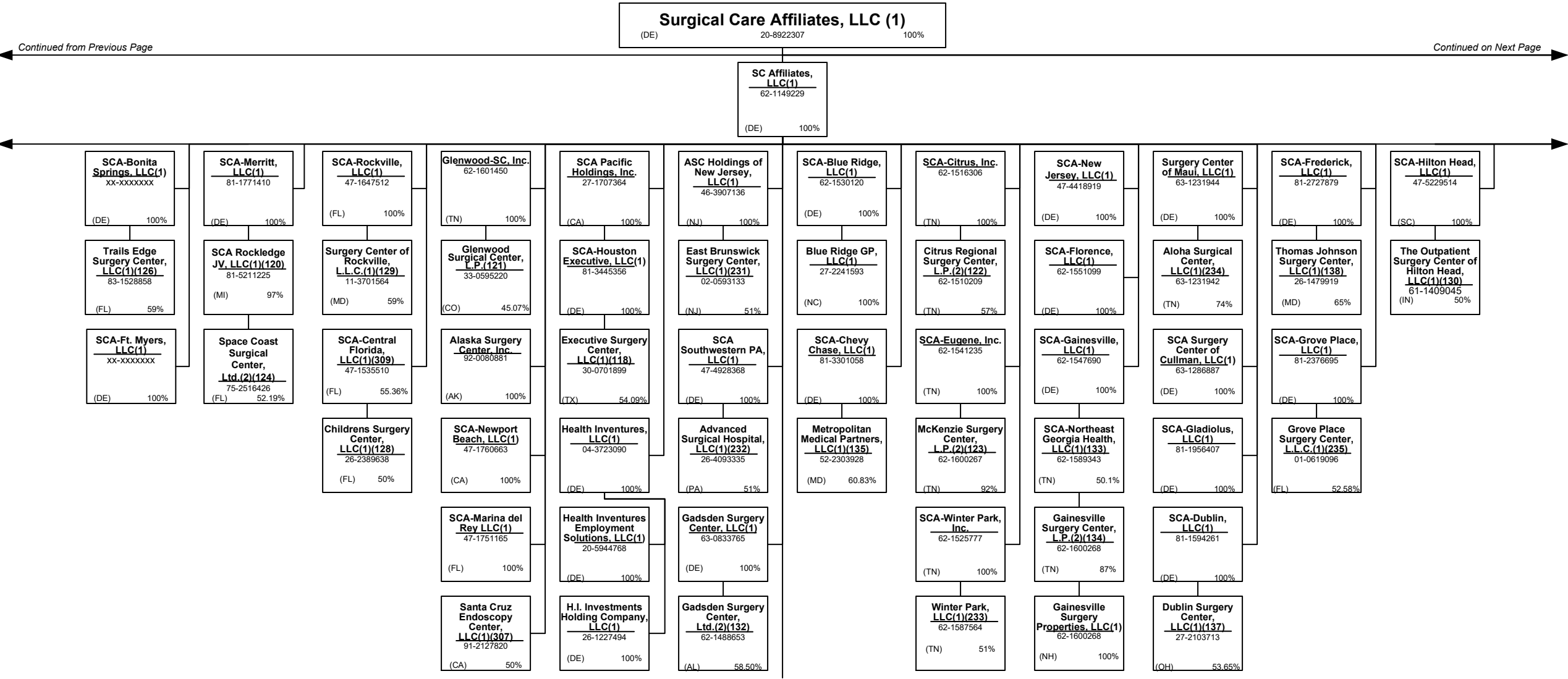


SCHEDULE Y – INFORMATION CONCERNING ACTIVITIES OF INSURER MEMBERS OF A HOLDING COMPANY GROUP
PART 1 – ORGANIZATIONAL CHART

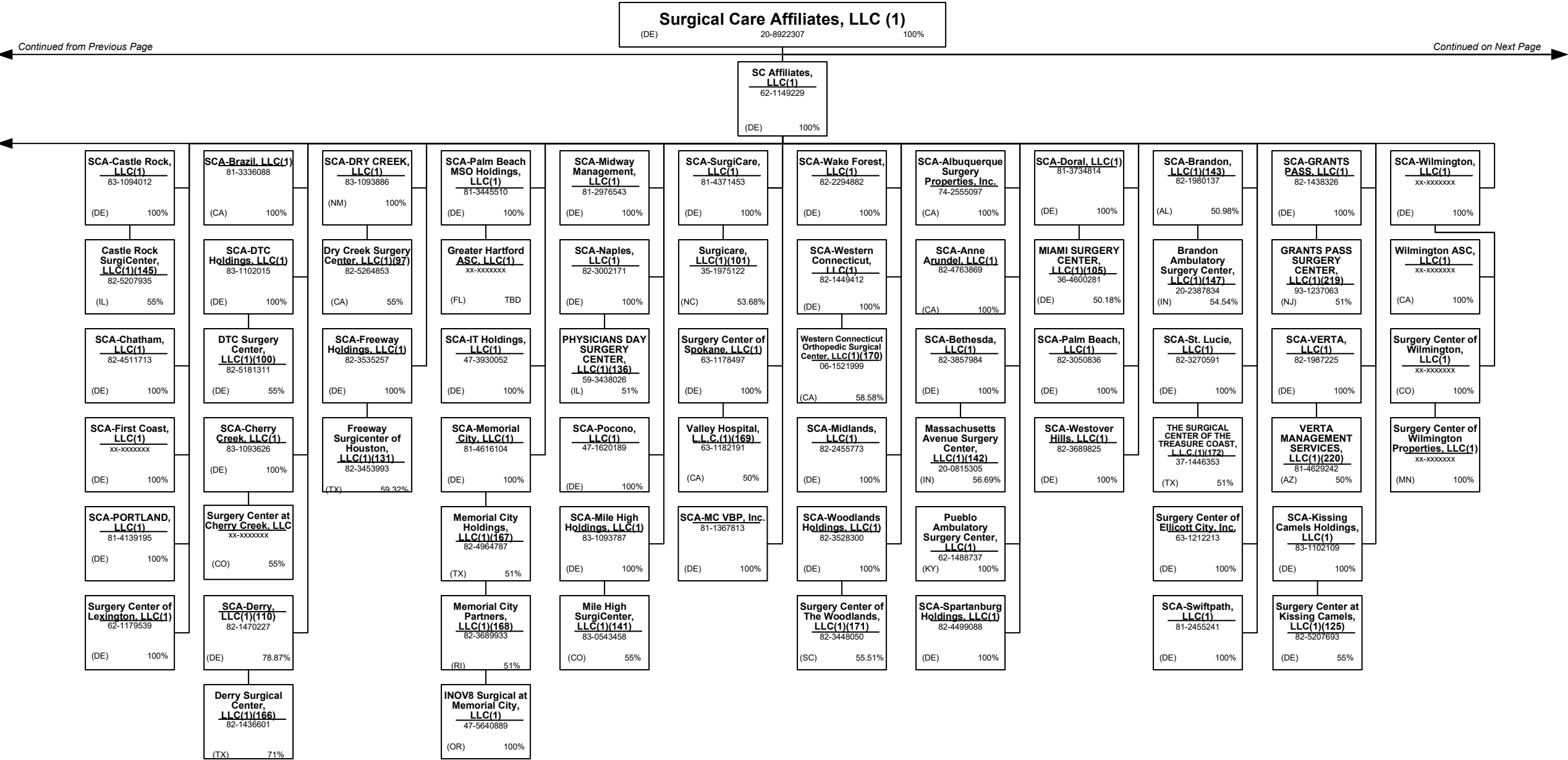


40.14

SCHEDULE Y – INFORMATION CONCERNING ACTIVITIES OF INSURER MEMBERS OF A HOLDING COMPANY GROUP
PART 1 – ORGANIZATIONAL CHART



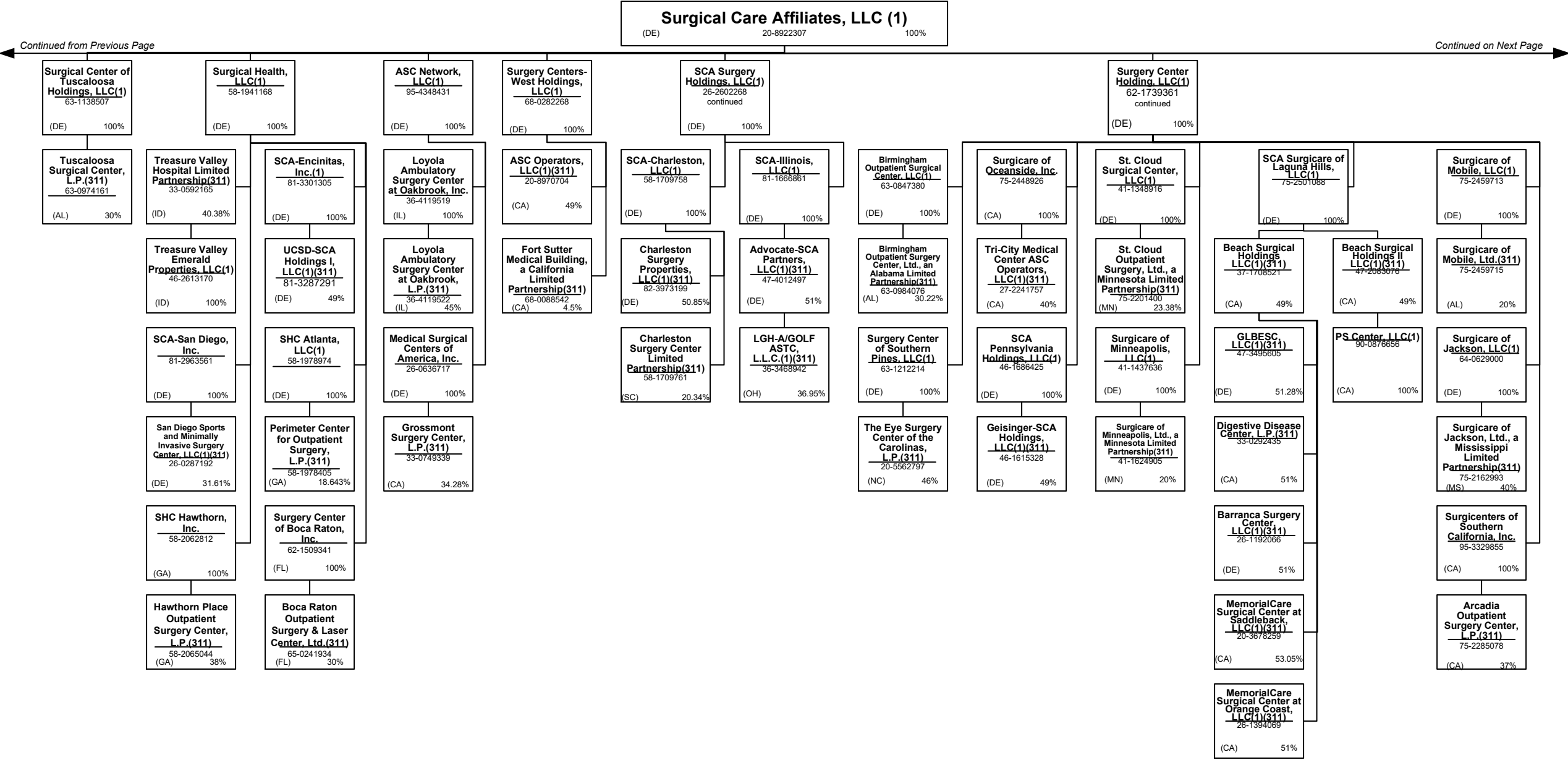
SCHEDULE Y – INFORMATION CONCERNING ACTIVITIES OF INSURER MEMBERS OF A HOLDING COMPANY GROUP
PART 1 – ORGANIZATIONAL CHART



SCHEDULE Y – INFORMATION CONCERNING ACTIVITIES OF INSURER MEMBERS OF A HOLDING COMPANY GROUP

PART 1 – ORGANIZATIONAL CHART

NOTE: All Companies below are minority owned entities of Surgical Care Affiliates, LLC.

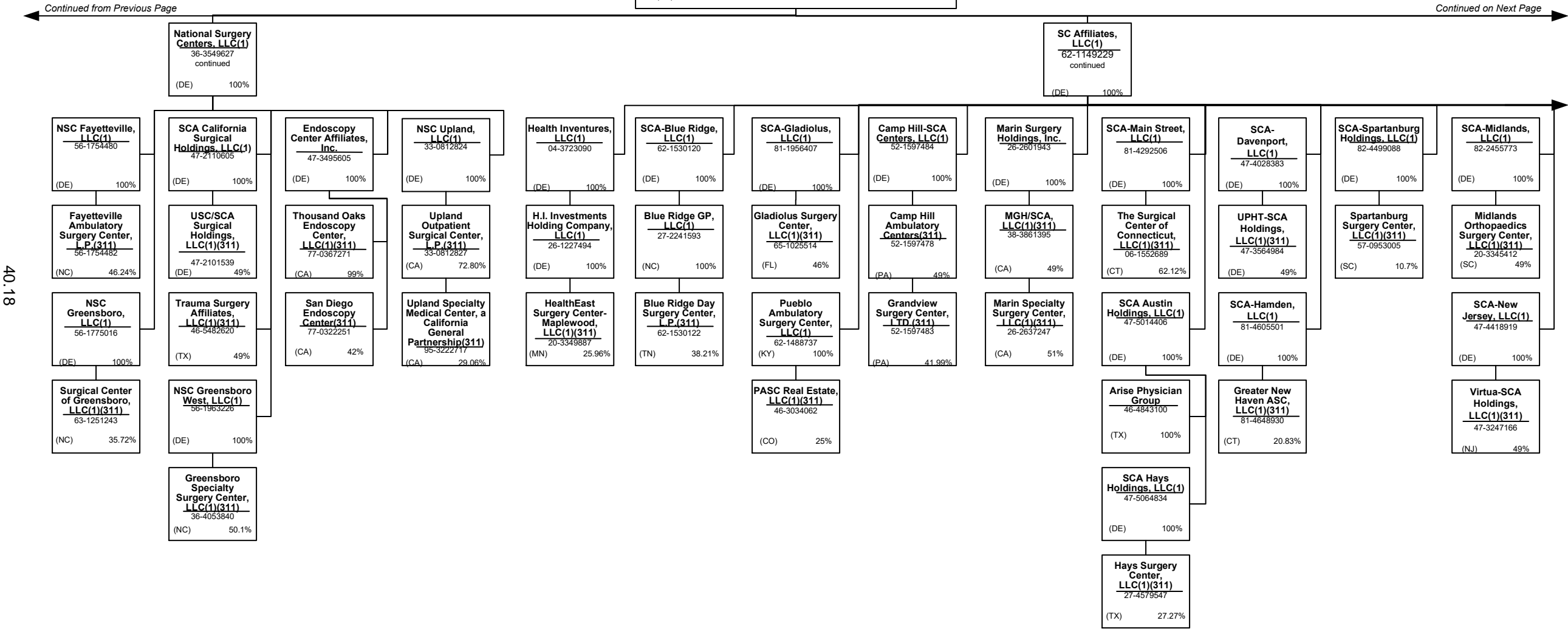


40.17

SCHEDULE Y – INFORMATION CONCERNING ACTIVITIES OF INSURER MEMBERS OF A HOLDING COMPANY GROUP

PART 1 – ORGANIZATIONAL CHART

NOTE: All Companies below are minority owned entities of Surgical Care Affiliates, LLC.

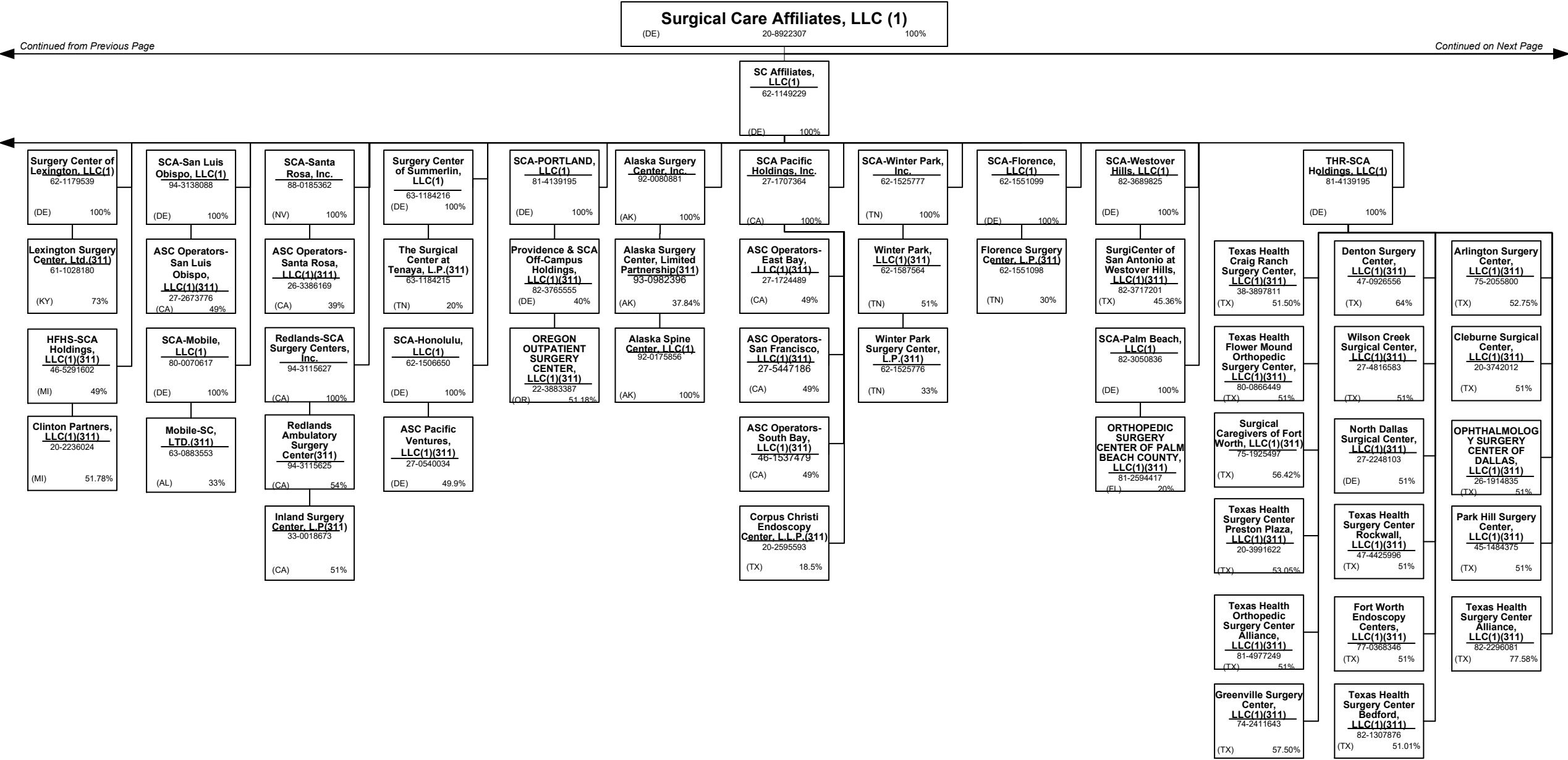


40.18

SCHEDULE Y – INFORMATION CONCERNING ACTIVITIES OF INSURER MEMBERS OF A HOLDING COMPANY GROUP

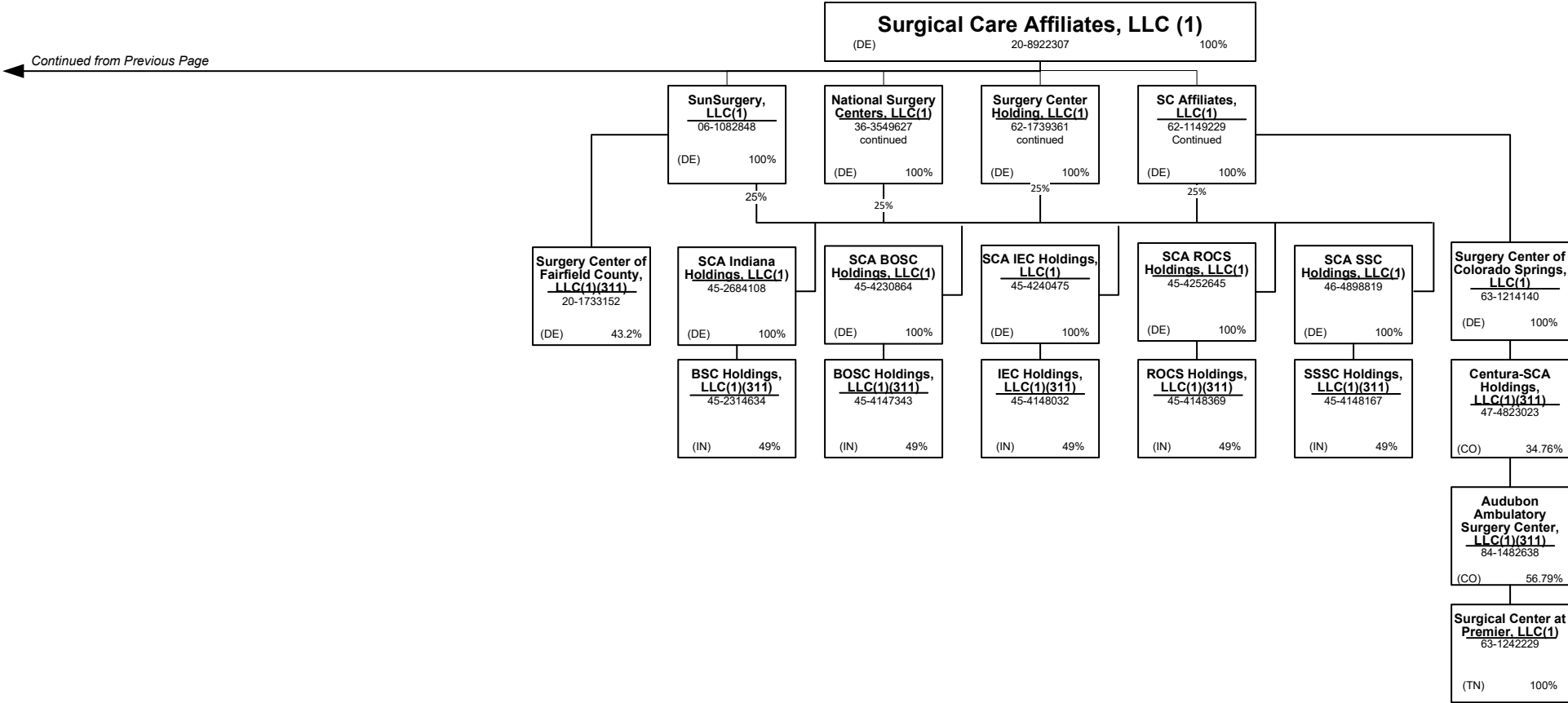
PART 1 – ORGANIZATIONAL CHART

NOTE: All Companies below are minority owned entities of Surgical Care Affiliates, LLC.



SCHEDULE Y – INFORMATION CONCERNING ACTIVITIES OF INSURER MEMBERS OF A HOLDING COMPANY GROUP
PART 1 – ORGANIZATIONAL CHART

NOTE: All Companies below are minority owned entities of Surgical Care Affiliates, LLC.



40.20

SCHEDULE Y – INFORMATION CONCERNING ACTIVITIES OF INSURER MEMBERS OF A HOLDING COMPANY GROUP**PART 1 – ORGANIZATIONAL CHART****Physician Owned Entities**

Name	Domiciliary Location	ID Number	Name	Domiciliary Location	ID Number	Name	Domiciliary Location	ID Number
AppleCare Hospitalists Medical Group, Inc.	CA	14-1890491	MedExpress Urgent Care – New Jersey, P.C.	NJ	45-5388778	Monarch HealthCare, A Medical Group, Inc.	CA	33-0587660
AppleCare Medical ACO, LLC	CA	45-2852872	MedExpress Urgent Care - Northern New Jersey PC	NJ	83-2089623	Monarch Hospice, LLC	CA	30-0606451
AppleCare Medical Group St. Francis, Inc.	CA	33-0845269	MedExpress Urgent Care Arizona, P.C.	AZ	81-4030280	NAMM Medical Group Holdings, Inc.	CA	56-2627070
AppleCare Medical Group, Inc.	CA	33-0898174	MedExpress Urgent Care Arkansas, P.A.	AR	46-4348120	NAMM MGH, Inc.	CA	61-1627269
Aspectus, Inc.	MA	04-3403101	MedExpress Urgent Care California, P.C.	CA	82-0930142	Optum Clinic, P.A.	TX	75-2778455
Bexar Imaging Center, LLC	TX	22-3858211	MedExpress Urgent Care Connecticut, P.C.	CT	81-1956812	Optum Medical Services of California, P.C.	CA	30-0826311
California Spring Holdings, PC	CA	81-0881243	MedExpress Urgent Care Idaho, P.C.	ID	82-1135336	Optum Medical Services, P.C.	NC	45-3866363
Centers for Family Medicine, GP	CA	33-0483510	MedExpress Urgent Care Illinois, P.C.	IL	47-4308614	Physician Partners Medical Group, Inc.	CA	30-0516435
Centers for Family Medicine, GP	CA	33-0483510	MedExpress Urgent Care Iowa, P.C.	IA	81-5353472	Primary Care Associated Medical Group, Inc.	CA	33-0527335
David Moen, M.D. P.C.	NY		MedExpress Urgent Care Kansas, P.A.	KS	47-1919283	Prime Community Care, Inc.	CA	30-0516440
David R. Ferrell, M.D., P.C.	NV	45-2380022	MedExpress Urgent Care Minnesota P.C.	MN	81-1125396	ProHEALTH Accountable Care Medical Group, PLLC	NY	45-4469117
Day-Op Center of Long Island Inc.	NY		MedExpress Urgent Care Missouri P.C.	MO	47-3132625	ProHEALTH Ambulatory Surgery Center, Inc.	NY	11-3447394
Durable Medical Equipment, Inc.	MA	04-3106404	MedExpress Urgent Care North Carolina, P.C.	NC	81-5138747	ProHEALTH Care Associates LLP	NY	11-3355604
Greater Phoenix Collaborative Care, P.C.	AZ	27-2337725	MedExpress Urgent Care Oregon, P.C.	OR	82-1919436	ProHealth Physicians, P.C.	CT	06-1469068
Greater Phoenix Collaborative Care, P.C.	AZ	27-2337725	MedExpress Urgent Care Rhode Island, P.C.	RI	81-5362765	ProHEALTH Urgent Care Medicine of New Jersey LLP	NJ	47-5661535
Homecare Dimensions of Florida, Inc.	TX		MedExpress Urgent Care South Carolina, P.C.	SC	81-5380706	ProHEALTH Urgent Care Medicine, PLLC	NY	46-1883579
Homecare Dimensions, Inc.	TX		MedExpress Urgent Care Texas, P.A.	TX	47-5147441	Redlands Family Practice Medical Group, Inc.	CA	56-2627067
IN Style OPTICAL, LLC	MA	27-3296953	MedExpress Urgent Care Washington, P.C.	WA	82-2443118	Reliant Medical Group, Inc.	MA	22-2912515
Inland Faculty Medical Group, Inc.	CA	33-0618077	MedExpress Urgent Care Wisconsin, S.C.	WI	81-4281678	Riverside Pediatric Group, P.C.	NJ	22-3624559
Inspiris Medical Services of New Jersey, P.C.	NJ	45-2563134	MedExpress Urgent Care, Inc. – West Virginia	WV	26-4546400	Robert B. McBeath, M.D. II, P.C.	NV	86-0857176
INSPIRIS of Michigan Medical Services, P.C.	MI	27-1561674	MedExpress Urgent Care, P.C. – Georgia	GA	47-1804667	Robert B. McBeath, M.D. III, P.C.	NV	
INSPIRIS of New York Medical Services, P.C.	NY	13-4168739	MedExpress Urgent Care, P.C. – Indiana	IN	90-0929572	Robert B. McBeath, M.D., Professional Corporation	NV	88-0310956
INSPIRIS of Pennsylvania Medical Services, P.C.	PA		MedExpress Urgent Care, P.C. – Maryland	MD	45-3461101	Surgical Eye Experts, LLC	CA	
March Vision Care Group, Incorporated	CA	95-4874334	MedExpress Urgent Care, P.C. – Massachusetts	MA	47-1857908	Surgicare of La Veta, Ltd.	CA	75-2507129
March Vision Care IPA, Inc.	NY	27-3115058	MedExpress Urgent Care, P.C. – Michigan	MI	46-4793937	TeamMD Physicians, P.C.	IA	30-0445773
Mat-Rx Development, L.L.C.	TX	43-1967820	MedExpress Urgent Care, P.C. – Oklahoma	OK	47-1824365	Urgent Care New York, P.C.	NY	82-2400620
ME Urgent Care Nebraska, Inc.	NE	81-0936574	MedExpress Urgent Care, P.C. – Pennsylvania	PA	26-3750502	USMD of Arlington GP, L.L.C.	TX	73-1662757
MedExpress Employed Services, Inc.	DE	81-1265129	MedExpress Urgent Care, P.C. – Tennessee	TN	45-4973138	Waypoint Minnesota PC	MN	46-2854394
MedExpress Primary Care Arizona P.C.	AZ	81-4550969	MedExpress Urgent Care, P.C. – Virginia	VA	45-3123110	WellMed Medical Group, P.A.	TX	74-2574229
MedExpress Primary Care Kansas, P.A.	KS	81-4605885	MedExpress Urgent Care, P.S.C. - Kentucky	KY	83-1565124	WellMed Network of Florida, Inc.	TX	35-2314192
MedExpress Primary Care Maryland, P.C.	MD	82-3384324	MedExpress, Inc. – Delaware	DE	45-5436856	WellMed Networks, Inc.	TX	74-2889447
MedExpress Primary Care Massachusetts, P.C.	MA	82-1096099	Medical Clinic of North Texas, PLLC	TX	75-2566987	WellMed of Las Cruces, Inc.	TX	92-0183013
MedExpress Primary Care Minnesota P.C.	MN	81-4396738	Medical Support Los Angeles, A Medical Corporation	CA	95-4708497	WND Medical, PLLC	TX	45-2158334
MedExpress Primary Care Oklahoma, P.C.	OK	83-1077265	Memorial Healthcare IPA, GP	CA	95-4688463	XLHome Michigan, P.C.	MI	46-3537245
MedExpress Primary Care South Carolina, P.C.	SC	83-0764858	Memorial Healthcare IPA, GP	CA	95-4688463	XLHome Northeast, P.C.	NJ	45-5530241
MedExpress Primary Care Virginia, P.C.	VA	82-3395792	MHCH, Inc.	CA	80-0507474	XLHome Oklahoma, Inc.	OK	46-2931689
MedExpress Primary Care West Virginia, Inc.	WV	82-4401181	Mobile Medical Services, P.C.	NY	30-0445773	XLHome, P.C.	MD	27-3543997
MedExpress Primary Care Wisconsin, S.C.	WI	81-4563448	Monarch Health Plan, Inc.	CA	22-3935634			

Note: Represents physician-owned entities where the ultimate owner is deemed to have influence over the entity.

SCHEDULE Y – INFORMATION CONCERNING ACTIVITIES OF INSURER MEMBERS OF A HOLDING COMPANY GROUP
PART 1 – ORGANIZATIONAL CHART

Notes

All legal entities on the Organization Chart are Corporations unless otherwise indicated.

- (1) Entity is a Limited Liability Company
- (2) Entity is a Partnership
- (3) Entity is a Non-Profit Corporation
- (4) Control of the Foundation is based on sole membership, not the ownership of voting securities
- (5) COI Participações S.A. is 89.10289% owned by Esho – Empresa de Serviços Hospitalares S.A. and 10.8971% owned by COIPAR Participações S.A.
- (6) Health Net Services (Cayman) PIC is a Cayman exempted company registered by way of Continuation from Bermuda to the Cayman Islands. by way of Continuation in the Cayman islands.
- (7) UnitedHealthcare India Private Limited is 99.999335% owned by OptumHealthInternational B.V. and 0.000665% owned by UnitedHealth International, Inc. OptumHealth International BV holds 100% of the issued preference shares.
- (8) General partnership interests are held by United HealthCare Services, Inc. (89.77%) and by UnitedHealthcare, Inc. (10.23%). United HealthCare Services, Inc. also holds 100% of the limited partnership interests. When combining general and limited partner interests, United HealthCare Services, Inc. owns 94.18% and UnitedHealthcare, Inc. owns 5.83%.
- (9) Newton Holdings, LLC, is 80.1% owned by Collaborative Care Holdings, LLC and the remaining 19.9% is owned by outside shareholders.
- (10) WellMed Medical Management, Inc. is 85% owned by Collaborative Care Holdings, LLC and 15% owned by WMG Healthcare Partners, L.P.
- (11) Seisa Serviços Integrados de Saúde Ltda is 99.99% owned by Amil Assistência Médica Internacional S.A. and 0.00001% owned by Cemed Care – Empresa de Atendimento Clínico Geral Ltda.
- (12) Optum Health & Technology (India) Private Limited is 99.9995% owned by OptumHealth International B.V. and 0.0005 % owned by United Behavioral Health.
- (13) INSPIRIS of Texas Physician Group is a Texas non-profit (taxable) whose sole member is Inspiris Services Company.
- (14) PrimeCare of Citrus Valley, Inc. is 80% owned by PrimeCare Medical Network, Inc. and 20% owned by Citrus Valley Medical Associates, Inc.
- (15) Optum Clinics Holdings, Inc. is 97.2% owned by Collaborative Care Holdings, LLC and 2.8% is owned by external shareholders.
- (16) Optum Global Solutions (India) Private Limited is 99.999466 % owned by Optum Global Solutions International BV and 0.000534% UnitedHealth International, Inc. as nominee of Optum Global Solutions International BV per India requirement to have two shareholders.
- (17) Amico Saúde Ltda. is 98.927933% owned by Amil Assistência Médica Internacional S.A. and 1.072067% owned by Cemed Care – Empresa de Atendimento Clínico Geral Ltda.
- (18) Esho – Empresa de Serviços Hospitalares S.A. is 99.667% owned by Amil Assistência Médica Internacional S.A. and the remaining 0.31798923769% is owned by external shareholders and 0.01462081847% is owned by Treasury Shares.
- (19) Etho – Empresa de Tecnologia Hospitalar Ltda. 82.642% owned by Amil Assistência Médica Internacional S.A. and 17.358% owned by an external shareholder.
- (20) Orthology, Inc. is 98% owned by UnitedHealth Group Ventures, LLC and 2% owned by external shareholders.
- (21) Medalliance Net Ltda. is owned 99.999985% by Optum Health & Technology Serviços do Brasil Ltda. and 0.000015% by UHG Brasil Participações S.A.
- (22) Branch offices in Iraq and Uganda.

- (23) Cemed Care Empresa de Atendimento Clínico Geral Ltda. Is 99.9999996% owned by Amil Assistência Médica Internacional S.A. and 0.000004% owned by Esho – Empresa de Serviços Hospitalares S.A.
- (24) Optum 360, LLC is 69% owned by Optum Rocket, Inc; the remaining 31% is owned by external holders.
- (25) Optum Health & Technology Serviços do Brasil Ltda. is 99.9964% owned by Optum Global Solutions International B.V. and .0036% owned by OptumInsight, Inc.
- (26) Bosque Medical Center Ltda. is 82.58% owned by Amil Assistência Médica Internacional S.A. and 17.41182% owned by Esho – Empresa de Servicios Hospitalares S.A.
- (27) H&W Indemnity (SPC), Ltd. is an exempted segregated portfolio company organized under the laws of the Cayman Islands and holds a Cayman insurance license.
- (28) Real Appeal, Inc. is 98% owned by Rally Health, and the remaining 2% is owned by external shareholders.
- (29) Optum Global Solutions (Philippines), Inc. is 99.992% owned by Optum Global Solutions International B.V., and the remaining 0.008% is held by individual shareholders who are directors of the company.
- (30) Amil Clinical Research Participações Ltda. is 99.95% owned by Esho – Empresa de Serviços Hospitalares S.A. and 0.05% owned by Cemed Care – Empresa de Atendimento Clínico Geral Ltda.
- (31) Imed Star Serviços de Desempenho Organizacional Ltda. is 99.99998% owned by Optum Health & Technology Serviços do Brasil Ltda and 0.00002% owned by UHG Brasil Participações S.A.
- (32) Hospital de Clínicas de Jacarepaguá Ltda. is 99.999999% owned by Esho – Empresa de Serviços Hospitalares S.A. and 0.000001% is owned by Cemed Care – Empresa de Atendimento Clínico Geral Ltda.
- (33) Hospital Alvorada Taguatinga Ltda. is 82.595% owned by Amil Assistência Médica Internacional S.A, 9.90% by Bosque Medical Center Ltda., and 5.06% is owned by Hospital Samaritano de São Paulo Ltda.
- (34) Registered as foreign shareholder in Brazil. Optum Global Solutions International B.V. is held 97.48% by Optum Technology, Inc. and 2.52% by OptumHealth International B.V.
- (35) FrontierMEDEX Kenya Limited is 99.9% owned by UnitedHealthcare Global Medical (UK) Limited and 0.1% owned by UnitedHealthcare International I B.V.
- (36) UnitedHealthcare Global Canada Limited is registered in Nova Scotia and Newfoundland& Labrador.
- (37) The limited partners of UnitedHealth Group International, L.P. include FMG Holdings, LLC (29.39634%), and UnitedHealth Group Incorporated (70.60366%).
- (38) Polar II Fundo de Investimento em Participações is a Brazilian private equity investment fund incorporated in the form of a closed-end condominium.
- (39) Optum Global Solutions International B.V. is 97.48% owned by Optum Technology, Inc. and 2.52% is owned by OptumHealth International B.V.
- (40) Amil Assistência Médica Internacional S.A. is 91.81% owned by Polar II Fundo de Investimento em Participações and the remaining 8.19% is owned by the former controlling shareholders of Amil Assistência Médica Internacional S.A.
- (41) Lusiadas A.C.E. is 55% owned by Lusiadas, SGPS, S.A., 10% owned by Lusiadas – Parcerias Cascais, S.A., 20% owned by Lusiadas, S.A., 5% owned by Clínica Médico Cirúrgica de Santa Tecla, S.A. and 10% owned by CLISA – Clínica de Santo António, S.A.
- (42) Centro Médico PJ Ltda. is 99.99998% owned by Esho – Empresa de Serviços Hospitalares S.A. and 0.00002% is owned by Cemed Care – Empresa de Atendimento Clínico Geral Ltda.

- (43) Frontier Medex Tanzania Limited is 99% owned by UnitedHealthcare Global Medical (UK) Limited. The remaining 1% is owned by a former officer of Frontier MEDEX Limited and is being transferred to UnitedHealthcare International I BV.
- (44) Optum Solutions do Brasil – Tecnologia e Serviços de Suporte Ltda., is 99.999998% owned by Optum Global Solutions International B.V. and 0.00002% owned by OptumInsight, Inc.(45) Multiangio Ltda. is 93% owned by Esho – Empresa de Serviços Hospitalares S.A. and the remaining 7% is owned by external shareholders.
- (46) Polo Holdco, LLC is 80.1% owned by Collaborative Care Holdings, LLC and the remaining 19.9% being owned by an outside third party.
- (47) Excellion Serviços Biomédicos Ltda is 99.999997% owned by Esho – Empresa de Serviços Hospitalares S.A. and 0.000003% is owned by Cemed Care - Empresa de Atendimento Clínico Geral Ltda.
- (48) Hospital Samaritano de São Paulo Ltda. is 99.9999998% owned by Esho – Empresa de Serviços Hospitalares S.A. and the remaining 0.0000002% is owned by Hospital Alvorada Taguatinga Ltda.
- (49) Optum360 Services, Inc. is 69% owned by Optum Rocket, Inc. and the remaining 31% is owned by external investors.
- (50) ABCO India Private Limited is 99% owned by ABCO International Holdings, LLC and 1% owned by The Advisory Board Company.
- (51) Branch office located in the United States.
- (52) UnitedHealthcare Insurance Company has a representative office in Beijing, China.
- (53) ProHEALTH Medical Management, LLC is 80% owned by Collaborative Care Holdings, LLC and 20% owned by an external shareholder.
- (54) ProHEALTH Fitness of Lake Success, LLC is 82.62% owned by ProHEALTH Medical Management, LLC and 17.38% by an external shareholder.
- (55) Savvysherpa Asia, Inc. is 99% owned by Savvysherpa, LLC and the remaining 1% is owned by a number of individual shareholders.
- (56) Fortify Technologies Asia, LLC is 99% owned by Savvysherpa, LLC and the remaining 1% is owned by a number of individual shareholders.
- (57) Virtual Therapeutics Corporation is 67% owned by Savvysherpa, LLC and the remaining 33.4% is owned by an outside third party.
- (58) BriovaRx Infusion Services 301, LP is 99.95% owned by AxelaCare Holdings, Inc. with the remaining 0.05% interest as a limited partner being held by BriovaRx Infusion Services 305, LLC.
- (59) XLHealth Corporation holds 99.998%, UnitedHealth International, Inc. holds .002%.
- (60) Hospitais Associados de Pernambuco Ltda. is 99.99992% owned by Esho – Empresa de Serviços Hospitalares S.A. and the remaining 0.00008% is owned by Hospital Alvorada Taguatinga Ltda
- (61) Topimagem Diagnóstico por Imagem Ltda. is 99% owned by Esho – Empresa de Serviços Hospitalares S.A., and the remaining 1% interest is owned by external shareholders.
- (62) Dilab – Medicina Nuclear Ltda is 95% owned by Esho – Empresa de Serviços Hospitalares S.A. and the remaining 5% is owned by external shareholders.
- (63) WellMed Networks – DFW, Inc. is 50% owned by WellMed Networks, Inc. and 50% owned by USMD Inc. WellMed Medical Management, Inc. controls 100% of WellMed Networks - DFW.
- (64) Clínica Oftalmologica Danilo de Castro Sociedade Simples is 99.66% owned by Hospital Alvorada de Taguatinga Ltda. and the remaining 0.333333% is owned by Lotten-Eyes Oftalmologia Clinica e Cirurgica Ltda.
- (65) Lotten-Eyes Oftalmologia Clinica e Cirurgica Ltda. is 99.99% owned by Hospital Alvorada de Taguatinga Ltda. and the remaining 0.000012% is owned by Esho – Empresa de Serviços Hospitalares S.A.

SCHEDULE Y – INFORMATION CONCERNING ACTIVITIES OF INSURER MEMBERS OF A HOLDING COMPANY GROUP
PART 1 – ORGANIZATIONAL CHART

Notes

All legal entities on the Organization Chart are Corporations unless otherwise indicated.	(102) UnitedHealthcare International X S.á.r.l. (holds 100% of the common shares, 403,948,524 common shares).	(153) The remaining 26.96% is owned by multiple sources.
(66) CMO – Centro Médico de Oftalmologia S/S Ltda. is 99% owned by Hospital Alvorada de Taguatinga Ltda. and the remaining 1% is owned by Lotten-Eyes Oftalmologia Clinica e Cirurgica Ltda.	UnitedHealthcare International V S.á.r.l. (holds 100% of the preferred shares, 513,899,520)	(154) The remaining 40.35% is owned by multiple sources (155-165) TBD
(67) UHCG-FZE is registered in the Dubai Silicon Oasis free zone.	(103) The remaining 0.01% is owned by an individual shareholder.	(166) The remaining 29% is owned by multiple sources.
(68) Elual Participações S.A. is 60% owned by Amil Assistência Médica Internacional S.A. and 40% by Esho – Empresa de Serviços Hospitalares S.A.	(104) The remaining 1% is owned by multiple sources.	(167) The remaining 49% is owned by multiple sources.
(69) Hospital Santa Helena S.A. is 65.21% owned by Elual Participações S.A. and 33.60% owned by Esho – Empresa de Serviços Hospitalares S.A. and 1.19% is owned by external shareholder	(105) The remaining 49.82% is owned by multiple sources.	(168) The remaining 49% is owned by multiple sources.
(70) Santa Helena Assistência Médica S.A. is 65.21% owned by Elual Participações S.A. and the remaining 33.60% is owned by Amil Assistência Médica Internacional S.A. and 1.19% is owned by external shareholder.	(106) The remaining 32.05% is owned by multiple sources.	(169) The remaining 50% is owned by multiple sources.
(71) Registered branches in Australia and the UK.(72) Hospital Ana Costa S.A. is 98.66950% owned by Plano de Saúde Ana Costa Ltda.,1.04247% by Hospital Alvorada Taguatinga Ltda. and the remaining 0.28802% is owned by external shareholders.	(107) The remaining 46.77% is owned by multiple sources.	(170) The remaining 40.41% is owned by multiple sources.
(73) The remaining 42.50% is owned by multiple sources.	(108) The remaining 34.6% is owned by multiple sources.	(171) The remaining 44.49% is owned by multiple sources.
(74) The remaining 0.0001% is owned by Amil Assistência Médica Internacional S.A.	(109) The remaining 41.58% is owned by multiple sources.	(172) The remaining 49% is owned by multiple sources. (173-218) TBD
(75) The remaining 32.06% is owned by multiple sources.	(110) The remaining 21.13% is owned by multiple sources.	(219) The remaining 49% is owned by multiple sources.
(76) Hospital Alvorada de Taguatinga Ltda. decreased its ownership in Casa de Saúde Santa Therezinha S.A. from 100% to 99.99%. The remaining 0.000001% is owned by Esho – Empresa de Serviços Hospitalares S.A.	(111) The remaining 50% is owned by multiple sources.	(220) The remaining 50% is owned by multiple sources.
(77) The remaining 49% is owned by multiple sources.	(112) The remaining 19.9% is owned by Nineteen.Nine Holdings, LLC.	(221) Hygeia Corporation, a Delaware corporation, acquired a 1.28978% ownership interest in FMG Holdings LLC, a Delaware limited liability company.
(78) The remaining 0.0005% is owned by Hospital Alvorada Taguatinga Ltda.	(113) The remaining 0.01% is owned by an individual shareholder.	(223) The remaining 40% is owned by multiple sources.
(79) The remaining 26.96% is owned by multiple sources.	(114) The remaining 42.46% is owned by multiple sources.	(224) The remaining 49% is owned by multiple sources.
(80) Registered in the Dubai Healthcare City free zone.	(115) The remaining 49% is owned by multiple sources.	(225) The remaining 48.7% is owned by multiple sources.
(81) UnitedHealthcare International X S.á.r.l. (holds 100% of the common shares, 403,948,524 common shares).	(116) The remaining 47.55% is owned by multiple sources.	(226) The remaining 31.14% is owned by multiple sources.
UnitedHealthcare International V S.á.r.l. (holds 100% of the preferred shares, 513,899,520)	(117) The remaining 2% is owned by multiple sources.	(227) The remaining 49% is owned by multiple sources.
(82) Plano de Saúde Ana Costa Ltda. is 74.85961% owned by Amil Assistência Médica. Internacional S.A. and the remaining 25.14039% is owned by Santos Administração e Participações S.A.	(118) The remaining 45.91% is owned by multiple sources.	(228) The remaining 49% is owned by multiple sources.
(83) OptumInsight, Inc. is registered as foreign shareholders in Brazil.	(119) The remaining 23% is owned by multiple sources.	(229) The remaining 35.75% is owned by multiple sources.
(84) The remaining 49% is owned by multiple sources.	(120) The remaining 3% is owned by multiple sources.	(230) The remaining 55.33% is owned by multiple sources.
(85) The remaining 28% is owned by multiple sources.	(121) The remaining 54.93% is owned by multiple sources.	(231) The remaining 49% is owned by multiple sources.
(86) The remaining 37.26% is owned by multiple sources.	(122) The remaining 43% is owned by multiple sources.	(232) The remaining 49% is owned by multiple sources.
(87) The remaining 49.59% is owned by multiple sources.	(123) The remaining 8% is owned by multiple sources.	(233) The remaining 49% is owned by multiple sources.
(88) The remaining 37.88% is owned by multiple sources.	(124) The remaining 47.81% is owned by multiple sources.	(234) The remaining 26% is owned by multiple sources.
(89) The remaining 49.28% is owned by multiple sources..	(125) The remaining 45% is owned by multiple sources.	(235) The remaining 47.42% is owned by multiple sources
(90) The remaining 23.55% is owned by multiple sources.	(126)The remaining 41% is owned by multiple sources.	(236) The remaining 1.77% is owned by external shareholders.
(91) The remaining 39% is owned by multiple sources.	(127) The co-founders of Pacifica Labs, Inc. own the remaining 14.21%.	(237) The remaining 0.1% is owned by Inversiones Clínicas Santa María S.A.
(92) The remaining 1% is owned by multiple sources.	(128) The remaining 50% is owned by multiple sources.	(238) Minority ownership is held by thid party shareholders. Corporate name is Inmobiliaria Santa María S.A.
(93) The remaining 45.97% is owned by multiple sources.	(129) The remaining 41% is owned by multiple sources.	(239) The remaining 0.0001% is owned by Clínica Dávila y Servicios Médicos S.A.
(94) The remaining 38.80% is owned by multiple sources.	(130) The remaining 50% is owned by multiple sources.	(240) Constructora Inmobiliaria Megapoq S.A owns 1 share.
(95) The remaining 49% is owned by multiple sources.	(131) The remaining 40.68% is owned by multiple sources.	(241) The remaining 0.0001% is owned by Saden S.A.
(96) The remaining 16.51% is owned by multiple sources.	(132) The remaining 51.50% is owned by multiple sources.	(242) Minority ownership is held by several third party shareholders.
(97) The remaining 45% is owned by multiple sources.	(133) The remaining 49.9% is owned by multiple sources.	(243) In accordance to a capital increase executed on 2018, Clínica Santa María S.A. owns 99,9% of the shares. Minority ownership is held by Sociedad de Inversiones Santa María S.A.
(98) The remaining 27.20% is owned by multiple sources.	(134) The remaining 13% is owned by multiple sources.	(244) The remaining 0.2569% is owned by Clínica Dávila y Servicios Médicos S.A.
(99) The remaining 49.15% is owned by multiple sources.	(135) The remaining 39.17% is owned by multiple sources.	(245) The remaining 0.8238% is owned by Clínica Santa María S.A.
(100) The remaining 45% is owned by multiple sources.	(136) The remaining 49% is owned by multiple sources.	(246) The remaining 0.009% is owned by Clínica Santa María S.A.
(101) The remaining 43% is owned by multiple sources.	(137) The remaining 46.34% is owned by multiple sources.	(247) The remaining 0.10% is owned by Clínica Santa María S.A.
Attachment B.2.b.v-2a 2018 Annual Statement to Insurance Department	(138) The remaining 35% is owned by multiple sources.	(248) The remaining 50% is owned by Clínica Santa María S.A.
	(139) The remaining 48.06% is owned by multiple sources.	(249) The remaining 1% is owned by Servicios Integrados de Salud Ltda.
	(140) The remaining 46% is owned by multiple sources.	(250) The remaining 1% is owned by Servicios Integrados de Salud Ltda.
	(141) The remaining 45% is owned by multiple sources.	(251) The remaining 0.1% is owned by Inmobiliaria Apoquindo 3600 Ltda.
	(142) The remaining 43.31% is owned by multiple sources.	(252) The remaining 0.02% is owned by Saden S.A.
	(143) The remaining 49.02% is owned by multiple sources.	(253) The remaining 0.0001% is owned by Saden S.A.
	(144) The remaining 45.73% is owned by multiple sources.	(254) The remaining 0.159% is owned by Saden S.A.
	(145) The remaining 45% is owned by multiple sources.	(255) The remaining 0.01% is owned by Saden S.A.
	(146) The remaining 27.47% is owned by multiple sources.	(256) The remaining 0.01% is owned by Clínica Dávila y Servicios Médicos S.A.
	(147) The remaining 45.46% is owned by multiple sources.	(257) The remaining 25.75% is owned by several third party shareholders.
	(148) The remaining 43.16% is owned by multiple sources.	(258) The remaining 6.55% is owned by third party shareholders.
	(149) The remaining 23.26% is owned by multiple sources.	(259) The remaining 0.1% is owned by Servicios Amed Quilpué S.A.
	(150) The remaining 41.30% is owned by multiple sources.	
	(151) The remaining 49% is owned by multiple sources.	
	(152) The remaining 36.7% is owned by multiple sources.	

SCHEDULE Y – INFORMATION CONCERNING ACTIVITIES OF INSURER MEMBERS OF A HOLDING COMPANY GROUP
PART 1 – ORGANIZATIONAL CHART

Notes

All legal entities on the Organization Chart are Corporations unless otherwise indicated.

- (260) The remaining 0.1% is owned by Laboratorios Médicos Amed Quilpué S.A.
- (261) The remaining 50% is owned by Gorki Osorio Vargas (25%) and Danilo Valderrama Torrealba (25%).
- (262) The remaining 0.1% is owned by Simón Sacks Link.
- (263) The remaining 15.5% is owned by third party shareholders.
- (264) The remaining 6,66% is owned by Centromed Quilpué S.A.
- (265) The remaining 0.000065% is owned by Clínica Dávila y Servicios Médicos S.A.
- (266) The remaining 0.0001% is owned by Banmédica S.A.
- (267) The remaining 1% is owned by Saden S.A.
- (268) The remaining 0.0001% is owned by Banmédica S.A.
- (269) The remaining 1% is owned by Saden S.A.
- (270) The remaining 0.0001% is owned by Banmédica S.A.
- (271) The remaining 1% is owned by Saden S.A.
- (272) Inmobiliaria Megapoq S.A owns 1 share (0,0000%)
- (273) The remaining 7.62% is owned by Banmédica Colombia S.A. (7.619%), Juan Guillermo Ruiz (0.000142%) and Servicios Legales Corporativos Ltda. (0.000142%).
- (274) No information of the minority shareholder(s) has been provided.
- (275) No information of the minority shareholder(s) has been provided.
- (276) No information of the minority shareholder(s) has been provided.
- (277) No information of the minority shareholder(s) has been provided.
- (278) The other shareholder, with the other 50% is El Pacífico-Peruano Suiza Compañía de Seguros y Reaseguros S.A., part of the Credicorp Group
- (279) No information of the minority shareholder(s) has been provided.
- (280) No information of the minority shareholder(s) has been provided.
- (281) No information of the minority shareholder(s) has been provided.
- (282) No information of the minority shareholder(s) has been provided.
- (283) No information of the minority shareholder(s) has been provided.
- (284) No information of the minority shareholder(s) has been provided.
- (285) No information of the minority shareholder(s) has been provided.
- (286) The remaining 0.0001% is owned by Clínica Dávila y Servicios Médicos S.A.
- (287) The remaining 0.00004% is owned by Saden S.A.
- (288) The remaining 0.00004% is owned by Saden S.A.
- (289) The remaining 0.0017% is owned by Saden S.A.
- (290) The remaining 0.0001% is owned by Saden S.A.
- (291) The remaining 0.08% is owned by Clínica Dávila y Servicios Médicos S.A.
- (292) TBD
- (293) No information of the other shareholder(s) has been provided.
- (294) The remaining 0.3% is owned by Inmobiliaria Apoquindo 3001 S.A.
- (294) Inmobiliaria Megapoq S.A owns 1 share (0,0000%)
- (295) The remaining 0.0001% is owned by Saden S.A.
- (296) The remaining 0.0008% is owned by Vida Tres Internacional S.A.
- (297) The remaining 0.01% is owned by Saden S.A.
- (298) Currently undergoing a liquidation procedure
- (299) No information of the other shareholder(s) has been provided
- (300) No information of the other shareholder(s) has been provided
- (301) Banmédica S.A. owns 9.67% and Promotora del Country S.A. (Colombia) owns 0.23%. This Patrimony has two business units (Conuntry and Hill).
- (302) The remaining 49.2% is owned by third party shareholders.
- (303) The remaining 49% is owned by multiple sources.
- (304) The remaining 49% is owned by multiple sources
- (305) The remaining 27.47% is owned by multiple sources
- (306) The remaining 49% is owned by multiple sources
- (307) The remaining 50% is owned by multiple sources.
- (308) The remaining 33% is owned by multiple sources.
- (309) The remaining 44.64% is owned by multiple sources.
- (310) The remaining 19.9% is owned by an external third party.
- (311) This entity is a minority-owned entity for which the ultimate owner, UnitedHealth Group, Inc., is deemed to have influence over the entity. The remaining ownership is by a non-affiliated entity or entities.

40:24

SCHEDULE Y
PART 1A - DETAIL OF INSURANCE HOLDING COMPANY SYSTEM

1	2	3	4	5	6	7	8	9	10	11	12	13	14	15	16
Group Code	Group Name	NAIC Company Code	ID Number	Federal RSSD	CIK	Name of Securities Exchange if Publicly Traded (U.S. or International)	Names of Parent, Subsidiaries Or Affiliates	Domi-ciliary Loca-tion	Relation-ship to Reporting Entity	Directly Controlled by (Name of Entity/Person)	Type of Control (Ownership, Board, Management, Attorney-in-Fact, Influence, Other)	If Control is Owner-ship Provide Percen-tage	Ultimate Controlling Entity(ies)/Person(s)	Is an SCA Filing Re-quired? (Y/N)	*
		.00000	98-1308130				1070715 B.C. Unlimited Liability CompanyCAN	NIA	OptumRx Group Holdings, Inc.	Ownership.....	100.000	UnitedHealth Group Incorporated		
		.00000	27-2624551				310 Canyon Medical, LLCCA	NIA	Monarch Management Services, Inc.	Ownership.....	100.000	UnitedHealth Group Incorporated		
		.00000	35-2607738				5995 Minnetonka, LLCDE	NIA	UnitedHealthcare Insurance Company	Ownership.....	100.000	UnitedHealth Group Incorporated		
		.00000	98-1401978				ABCO India Private LimitedIND	NIA	ABCO International Holdings, LLC	Ownership.....	99.065	UnitedHealth Group Incorporated		
		.00000	98-1401978				ABCO India Private LimitedIND	NIA	The Advisory Board Company	Ownership.....	0.935	UnitedHealth Group Incorporated		
		.00000					ABCO International Holdings, LLCDE	NIA	The Advisory Board Company	Ownership.....	100.000	UnitedHealth Group Incorporated		
		.00000	41-1913523				ACN Group IPA of New York, Inc.NY	NIA	OptumHealth Care Solutions, LLC	Ownership.....	100.000	UnitedHealth Group Incorporated		
		.00000	27-0015861				ACN Group of California, Inc.CA	IA	OptumHealth Care Solutions, LLC	Ownership.....	100.000	UnitedHealth Group Incorporated		
		.00000	98-1446128				Administradora Clínica La Colina S.A.S.COL	NIA	Banmédica Internacional SpA	Ownership.....	50.000	UnitedHealth Group Incorporated		1
		.00000	98-1446125				Administradora Country S.A.COL	NIA	Banmédica S.A.	Ownership.....	50.000	UnitedHealth Group Incorporated		1
		.00000	98-1451601				Administradora Médica Centromed S.A.CHL	NIA	Vidaintegra S.A.	Ownership.....	74.250	UnitedHealth Group Incorporated		2
		.00000	20-2598653				Advanced Pharma, Inc.TX	NIA	Apothecary Holdings, Inc.	Ownership.....	100.000	UnitedHealth Group Incorporated		
		.00000	26-4093335				Advanced Surgical Hospital, LLCPA	NIA	SCA Southwestern PA, LLC	Ownership.....	51.000	UnitedHealth Group Incorporated		2
							Advocate Condell Ambulatory Surgery Center, LLCIL	NIA	Advocate-SCA Partners, LLC	Ownership.....	59.645	UnitedHealth Group Incorporated		2
		.00000	47-5337115				Advocate Sherman Ambulatory Surgery Center, LLCIL	NIA	Advocate-SCA Partners, LLC	Ownership.....	100.000	UnitedHealth Group Incorporated		
							Advocate Southwest Ambulatory Surgery Center, LLCIL	NIA	Advocate-SCA Partners, LLC	Ownership.....	51.000	UnitedHealth Group Incorporated		2
		.00000	36-4437931				Advocate-SCA Partners, LLCDE	NIA	SCA-Illinois, LLC	Ownership.....	51.000	UnitedHealth Group Incorporated		2
		.00000	47-4012497							Amil Assistência Médica Internacional S.A.	Influence.....	20.000	UnitedHealth Group Incorporated		5
		.00000					Aeromil Taxi Aéreo Ltda.BRA	NIA	American Health Network of Indiana, LLC	Ownership.....	100.000	UnitedHealth Group Incorporated		
		.00000	45-4171713				AHN Accountable Care Organization, LLCIN	NIA	AHN Target Holdings, LLC	Ownership.....	100.000	UnitedHealth Group Incorporated		
		.00000	35-2109566				AHN Central Services, LLCIN	NIA	Collaborative Care Holdings, LLC	Ownership.....	80.100	UnitedHealth Group Incorporated		2
		.00000	35-2582899				AHN Target Holdings, LLCDE	NIA	Alaska Surgery Center, Limited Partnership	Influence.....	100.000	UnitedHealth Group Incorporated		5
		.00000	92-0175856				Alaska Spine Center, LLCAK	NIA	SC Affiliates, LLC	Influence.....	37.845	UnitedHealth Group Incorporated		5
		.00000	92-0080881				Alaska Surgery Center, Limited PartnershipAK	NIA	Banmédica S.A.	Ownership.....	76.290	UnitedHealth Group Incorporated		2
		.00000	93-0982396				Aliansalud Entidad Promotora de Salud S.A.COL	IA	Golden Rule Financial Corporation	Ownership.....	100.000	UnitedHealth Group Incorporated		
.0707	UnitedHealth Group Incorporated82406	35-1665915				All Savers Insurance CompanyIN	IA	Golden Rule Financial Corporation	Ownership.....	100.000	UnitedHealth Group Incorporated		
							All Savers Life Insurance Company of CaliforniaCA	IA	Golden Rule Financial Corporation	Ownership.....	100.000	UnitedHealth Group Incorporated		
.0707	UnitedHealth Group Incorporated73130	35-1744596				Alliance Surgical Center, LLCFL	NIA	SCA-Alliance, LLC	Ownership.....	51.285	UnitedHealth Group Incorporated		2
		.00000	27-1367127				Aloha Surgical Center, LLCTN	NIA	Surgery Center of Maui, LLC	Ownership.....	74.000	UnitedHealth Group Incorporated		2
		.00000	63-1231942				Ambient Healthcare, Inc.FL	NIA	Ambient Holdings, Inc.	Ownership.....	100.000	UnitedHealth Group Incorporated		
		.00000	65-1095227				Ambient Holdings, Inc.DE	NIA	BrioRx Infusion Services, Inc.	Ownership.....	100.000	UnitedHealth Group Incorporated		
		.00000	45-2161438				American Health Network of Indiana Care Organization, LLCIN	NIA	AHN Target Holdings, LLC	Ownership.....	80.100	UnitedHealth Group Incorporated		2
		.00000	45-4770582				American Health Network of Indiana II, LLCIN	NIA	AHN Target Holdings, LLC	Ownership.....	100.000	UnitedHealth Group Incorporated		
.0707	UnitedHealth Group Incorporated52623	35-2108729				American Health Network of Indiana, LLCIN	IA	AHN Target Holdings, LLC	Ownership.....	100.000	UnitedHealth Group Incorporated		
							American Health Network of Ohio Care Organization, LLCOH	NIA	AHN Target Holdings, LLC	Ownership.....	100.000	UnitedHealth Group Incorporated		
		.00000	45-4132160				American Health Network of Ohio II, LLCOH	NIA	AHN Target Holdings, LLC	Ownership.....	100.000	UnitedHealth Group Incorporated		
		.00000	31-1424956				American Health Network of Ohio, LLCOH	NIA	UnitedHealth Group Incorporated	Ownership.....	100.000	UnitedHealth Group Incorporated		
		.00000	31-1424957				AmeriChoice CorporationDE	NIA	AmeriChoice Corporation	Ownership.....	100.000	UnitedHealth Group Incorporated		
		.00000	54-1743136				AmeriChoice Health Services, Inc.DE	NIA	AmeriChoice Corporation	Ownership.....	100.000	UnitedHealth Group Incorporated		
.0707	UnitedHealth Group Incorporated95497	22-3368602				AmeriChoice of New Jersey, Inc.NJ	IA	AmeriChoice Corporation	Ownership.....	100.000	UnitedHealth Group Incorporated		
										Amil Assistência Médica Internacional S.A.	Ownership.....	91.810	UnitedHealth Group Incorporated		2
		.00000	98-1108620				Amico Saúde Ltda.BRA	NIA	Cemed Care – Empresa de Atendimento Clínico Geral Ltda.	Ownership.....	1.072	UnitedHealth Group Incorporated		2
		.00000	98-1108620				Amico Saúde Ltda.BRA	NIA	Polar II Fundo de Investimento em Participações Multiestratégia	Ownership.....	91.810	UnitedHealth Group Incorporated		2
		.00000					Amil Assistência Médica Internacional S.A.BRA	IA						

SCHEDULE Y
PART 1A - DETAIL OF INSURANCE HOLDING COMPANY SYSTEM

1	2	3	4	5	6	7	8	9	10	11	12	13	14	15	16
Group Code	Group Name	NAIC Company Code	ID Number	Federal RSSD	CIK	Name of Securities Exchange if Publicly Traded (U.S. or International)	Names of Parent, Subsidiaries Or Affiliates	Domi-ciliary Location	Relation-ship to Reporting Entity	Directly Controlled by (Name of Entity/Person)	Type of Control (Ownership, Board, Management, Attorney-in-Fact, Influence, Other)	If Control is Owner-ship Provide Percen-tage	Ultimate Controlling Entity(ies)/Person(s)	Is an SCA Filing Re-quired? (Y/N)	*
		.00000	98-1109085				Amil Clinical Research Participações Ltda.BRA	.NIA	Esho – Empresa de Serviços Hospitalares S.A.	Ownership.....	99.950	UnitedHealth Group Incorporated		
		.00000	98-1109085				Amil Clinical Research Participações Ltda.BRA	.NIA	Cemed Care – Empresa de Atendimento Clínico Geral Ltda.	Ownership.....	0.050	UnitedHealth Group Incorporated		
		.00000	98-1138212				AMIL InternationalLUX	.NIA	Amil Assistência Médica Internacional S.A.	Ownership.....	100.000	UnitedHealth Group Incorporated		
		.00000	98-1454564				Análisis Clínicos ML S.A.C.PER	.NIA	Pacifico S.A. Entidad Prestadora de Salud	Ownership.....	99.990	UnitedHealth Group Incorporated		1
		.00000	36-4210293				Antelope Valley Surgery Center, L.P.CA	.NIA	NSC Lancaster, LLC	Ownership.....	83.490	UnitedHealth Group Incorporated		2
		.00000	26-3913051				Apothecary Holdings, Inc.DE	.NIA	OptumRx Holdings, LLC	Ownership.....	100.000	UnitedHealth Group Incorporated		
		.00000	86-0960334				Apothecary Shop of Phoenix, Inc.AZ	.NIA	Apothecary Holdings, Inc.	Ownership.....	100.000	UnitedHealth Group Incorporated		
		.00000	14-1890491				AppleCare Hospitalists Medical Group, Inc.CA	.OTH	Physician(s) owned	Influence.....	0.000	UnitedHealth Group Incorporated		4
		.00000	45-2852872				AppleCare Medical ACO, LLC		.OTH	AppleCare Medical Group, Inc	Influence.....	0.000	UnitedHealth Group Incorporated		4
		.00000	33-0845269				AppleCare Medical Group St. Francis, Inc.OTH	Physician(s) owned	Influence.....	0.000	UnitedHealth Group Incorporated		4
		.00000	33-0898174				AppleCare Medical Group, Inc.OTH	Physician(s) owned	Influence.....	0.000	UnitedHealth Group Incorporated		4
		.00000	27-2068687				AppleCare Medical Management, LLC	.DE	.NIA	Collaborative Care Holdings, LLC	Ownership.....	100.000	UnitedHealth Group Incorporated		5
							APS – Assistência Personalizada à Saúde Ltda.								
		.00000					APS – Assistência Personalizada à Saúde Ltda.	.BRA	.IA	Santa Helena Assistência Médica S.A.	Ownership.....	99.990	UnitedHealth Group Incorporated		
		.00000					APS – Assistência Personalizada à Saúde Ltda.	.BRA	.IA	Amil Assistência Médica Internacional S.A.	Ownership.....	0.010	UnitedHealth Group Incorporated		
		.00000	98-1399975				Aquitania Chilean Holding SpA	.CHL	.NIA	Bordeaux UK Holdings II Limited	Ownership.....	100.000	UnitedHealth Group Incorporated		5
		.00000	75-2285078				Arcadia Outpatient Surgery Center, L.P.CA	.NIA	Surgingcenters of Southern California, Inc.	Influence.....	37.000	UnitedHealth Group Incorporated		5
		.00000	46-4843100				Arise Physician Group	.TX	.NIA	SCA Austin Holdings, LLC	Ownership.....	100.000	UnitedHealth Group Incorporated		
		.00000	86-0813232				Arizona Physicians IPA, Inc.AZ	.IA	UnitedHealthcare, Inc.	Ownership.....	100.000	UnitedHealth Group Incorporated		5
		.00000	75-2055800				Arlington Surgery Center, LLC	.TX	.NIA	THR-SCA Holdings, LLC	Influence.....	52.754	UnitedHealth Group Incorporated		5
		.00000	46-3907136				ASC Holdings of New Jersey, LLC	.NJ	.NIA	SC Affiliates, LLC	Ownership.....	100.000	UnitedHealth Group Incorporated		5
		.00000	95-4348431				ASC Network, LLC	.DE	.NIA	Surgical Care Affiliates, LLC	Ownership.....	100.000	UnitedHealth Group Incorporated		5
		.00000	20-8970704				ASC Operators, LLC	.CA	.NIA	Surgery Centers-West Holdings, LLC	Influence.....	49.000	UnitedHealth Group Incorporated		5
		.00000	27-1724489				ASC Operators-East Bay, LLC	.CA	.NIA	SCA Pacific Holdings, Inc.	Influence.....	49.000	UnitedHealth Group Incorporated		5
		.00000	27-5447186				ASC Operators-San Francisco, LLC	.CA	.NIA	SCA Pacific Holdings, Inc.	Influence.....	49.000	UnitedHealth Group Incorporated		5
		.00000	27-2673776				ASC Operators-San Luis Obispo, LLC	.CA	.NIA	SCA-San Luis Obispo, LLC	Influence.....	49.000	UnitedHealth Group Incorporated		5
		.00000	26-3386169				ASC Operators-Santa Rosa, LLC	.CA	.NIA	SCA-Santa Rosa, Inc.	Influence.....	39.000	UnitedHealth Group Incorporated		5
		.00000	46-1537479				ASC Operators-South Bay, LLC	.CA	.NIA	SCA Pacific Holdings, Inc.	Influence.....	49.000	UnitedHealth Group Incorporated		5
		.00000	27-0540034				ASC Pacific Ventures, LLC	.DE	.NIA	SCA-Honolulu, LLC	Influence.....	49.900	UnitedHealth Group Incorporated		5
		.00000	90-0369702				ASI Global, LLC	.TX	.NIA	FrontierMEDEX, Inc.	Ownership.....	100.000	UnitedHealth Group Incorporated		2
		.00000	04-3403101				Aspectus, Inc.	.MA	.OTH	Physician(s) owned	Influence.....	0.000	UnitedHealth Group Incorporated		4
		.00000	26-3878957				AssuranceRx, LLC	.AL	.NIA	BriovaRx, LLC	Ownership.....	100.000	UnitedHealth Group Incorporated		
		.00000	45-4014891				Athens ASC Holdings, LLC	.GA	.NIA	SCA Athens, LLC	Ownership.....	58.420	UnitedHealth Group Incorporated		2
		.00000	47-0990056				Audax Health Solutions, LLC	.DE	.NIA	Rally Health, Inc.	Ownership.....	100.000	UnitedHealth Group Incorporated		
		.00000	58-2028767				Austin Center for Outpatient Surgery, L.P.GA	.NIA	SHC Austin, Inc.	Ownership.....	51.000	UnitedHealth Group Incorporated		2
		.00000	27-2869469				Avella of Austin, Inc.	.AZ	.NIA	Apothecary Holdings, Inc.	Ownership.....	100.000	UnitedHealth Group Incorporated		
		.00000	14-1971726				Avella of Columbus, Inc.	.AZ	.NIA	Apothecary Holdings, Inc.	Ownership.....	100.000	UnitedHealth Group Incorporated		
		.00000	13-4318552				Avella of Deer Valley, Inc.	.AZ	.NIA	Apothecary Holdings, Inc.	Ownership.....	100.000	UnitedHealth Group Incorporated		
		.00000	45-5239373				Avella of Denver, Inc.	.AZ	.NIA	Apothecary Holdings, Inc.	Ownership.....	100.000	UnitedHealth Group Incorporated		
		.00000	86-1044713				Avella of Gilbert, Inc.	.AZ	.NIA	Apothecary Holdings, Inc.	Ownership.....	100.000	UnitedHealth Group Incorporated		
		.00000	26-4241458				Avella of Las Vegas II, Inc.	.AZ	.NIA	Apothecary Holdings, Inc.	Ownership.....	100.000	UnitedHealth Group Incorporated		
		.00000	46-0609947				Avella of Orlando, Inc.	.AZ	.NIA	Apothecary Holdings, Inc.	Ownership.....	100.000	UnitedHealth Group Incorporated		
		.00000	26-0583808				Avella of Phoenix III, Inc.	.AZ	.NIA	Apothecary Holdings, Inc.	Ownership.....	100.000	UnitedHealth Group Incorporated		
		.00000	27-0121303				Avella of Sacramento, Inc.	.CA	.NIA	Apothecary Holdings, Inc.	Ownership.....	100.000	UnitedHealth Group Incorporated		
		.00000	86-0819588				Avella of Scottsdale, Inc.	.AZ	.NIA	Apothecary Holdings, Inc.	Ownership.....	100.000	UnitedHealth Group Incorporated		
		.00000	27-1688911				Avella of St. Louis, Inc.	.AZ	.NIA	Apothecary Holdings, Inc.	Ownership.....	100.000	UnitedHealth Group Incorporated		
		.00000	36-4435924				Avella of Tampa, LLC	.FL	.NIA	Apothecary Holdings, Inc.	Ownership.....	100.000	UnitedHealth Group Incorporated		
		.00000	20-3253658				Avella of Tucson II, Inc.	.AZ	.NIA	Apothecary Holdings, Inc.	Ownership.....	100.000	UnitedHealth Group Incorporated		
		.00000	86-1044712				Avella of Tucson, Inc.	.AZ	.NIA	Apothecary Holdings, Inc.	Ownership.....	100.000	UnitedHealth Group Incorporated		2
		.00000	35-2563332				Avella Patient Access Program, Inc.	.AZ	.NIA	Apothecary Holdings, Inc.	Ownership.....	100.000	UnitedHealth Group Incorporated		

41.1

SCHEDULE Y
PART 1A - DETAIL OF INSURANCE HOLDING COMPANY SYSTEM

1	2	3	4	5	6	7	8	9	10	11	12	13	14	15	16
Group Code	Group Name	NAIC Company Code	ID Number	Federal RSSD	CIK	Name of Securities Exchange if Publicly Traded (U.S. or International)	Names of Parent, Subsidiaries Or Affiliates	Domi-ciliary Location	Relation-ship to Reporting Entity	Directly Controlled by (Name of Entity/Person)	Type of Control (Ownership, Board, Management, Attorney-in-Fact, Influence, Other)	If Control is Owner-ship Provide Per-centage	Ultimate Controlling Entity(ies)/Person(s)	Is an SCA Filing Re-quired? (Y/N)	*
		.00000	20-4057813				Aveta Inc.		NIA	Collaborative Care Holdings, LLC	Ownership	100.000	UnitedHealth Group Incorporated		
		.00000	30-0842394				AxelaCare Intermediate Holdings, LLC		NIA	OptumRx, Inc.	Ownership	100.000	UnitedHealth Group Incorporated		
		.00000	61-1708598				AxelaCare, LLC		NIA	AxelaCare Intermediate Holdings, LLC	Ownership	100.000	UnitedHealth Group Incorporated		
		.00000	72-1097827				B.R.A.S.S. Partnership in Commendam		NIA	Surgery Center Holding, LLC	Ownership	67.940	UnitedHealth Group Incorporated		2
		.00000	62-1601445				Bakersfield-SC, LLC	.DE	NIA	SC Affiliates, LLC	Ownership	100.000	UnitedHealth Group Incorporated		5
		.00000	98-1462787				Banmédica Colombia SpA	.COL	NIA	Banmédica Internacional SpA	Ownership	100.000	UnitedHealth Group Incorporated		5
		.00000	98-1444151				Banmédica Internacional SpA	.CHL	NIA	Banmédica S.A.	Ownership	99.000	UnitedHealth Group Incorporated		2
		.00000	98-1444151				Banmédica Internacional SpA	.CHL	NIA	Saden S.A.	Ownership	1.000	UnitedHealth Group Incorporated		5
		.00000	98-1444127				Banmédica S.A.	.CHL	NIA	Bordeaux Holding SpA	Ownership	98.229	UnitedHealth Group Incorporated		2
		.00000	26-1192066				Barranca Surgery Center, LLC	.DE	NIA	Beach Surgical Holdings LLC	Influence	51.000	UnitedHealth Group Incorporated		5
		.00000	47-2083076				Beach Surgical Holdings II LLC	.CA	NIA	SCA Surgicare of Laguna Hills, LLC	Influence	49.000	UnitedHealth Group Incorporated		5
		.00000	47-4504390				Beach Surgical Holdings III, LLC	.CA	NIA	Surgicare of La Veta, Inc.	Ownership	68.860	UnitedHealth Group Incorporated		2
		.00000	37-1708521				Beach Surgical Holdings LLC	.CA	NIA	SCA Surgicare of Laguna Hills, LLC	Influence	49.000	UnitedHealth Group Incorporated		5
		.00000	88-0267857				Behavioral Healthcare Options, Inc.	.NV	NIA	Sierra Health Services, Inc.	Ownership	100.000	UnitedHealth Group Incorporated		5
		.00000	75-2196889				Belleville Surgical Center, Ltd., an Illinois Limited Partnership	.IL	NIA	Surgicare of Belleville, LLC	Ownership	61.200	UnitedHealth Group Incorporated		2
		.00000	22-3858211				Bexar Imaging Center, LLC	.TX	.OTH	WellMed Networks, Inc.	Influence	0.000	UnitedHealth Group Incorporated		4
		.00000	63-0984076				Birmingham Outpatient Surgery Center, Ltd., an Alabama Limited Partnership	.AL	NIA	Birmingham Outpatient Surgical Center, LLC	Influence	30.220	UnitedHealth Group Incorporated		5
		.00000	63-0847380				Birmingham Outpatient Surgical Center, LLC		NIA	Surgery Center Holding, LLC	Ownership	100.000	UnitedHealth Group Incorporated		
		.00000	05-0359457				Blackstone Valley Surgicare GP, LLC		NIA	Surgery Center Holding, LLC	Ownership	100.000	UnitedHealth Group Incorporated		
		.00000	62-1530122				Blue Ridge Day Surgery Center, L.P.		NIA	Blue Ridge GP, LLC	Influence	38.208	UnitedHealth Group Incorporated		5
		.00000	27-2241593				Blue Ridge GP, LLC		NIA	SCA-Blue Ridge, LLC	Ownership	100.000	UnitedHealth Group Incorporated		
		.00000	65-0241934				Boca Raton Outpatient Surgery & Laser Center, Ltd.	.FL	NIA	Surgery Center of Boca Raton, Inc.	Influence	20.000	UnitedHealth Group Incorporated		5
		.00000	65-0241934				Boca Raton Outpatient Surgery & Laser Center, Ltd.		NIA	Surgery Center of Boca Raton, Inc.	Influence	10.000	UnitedHealth Group Incorporated		5
		.00000	98-1396690				Bordeaux (Barbados) Holdings I, SRL	.BRB	NIA	UnitedHealth Group International L.P.	Ownership	100.000	UnitedHealth Group Incorporated		
		.00000	98-1396559				Bordeaux (Barbados) Holdings II, SRL	.BRB	NIA	Bordeaux (Barbados) Holdings I, SRL	Ownership	100.000	UnitedHealth Group Incorporated		
		.00000	98-1403634				Bordeaux (Barbados) Holdings III, SRL	.BRB	NIA	Bordeaux (Barbados) Holdings II, SRL	Ownership	100.000	UnitedHealth Group Incorporated		5
		.00000	98-1398490				Bordeaux Holding SpA	.CHL	NIA	Aquitania Chilean Holding SpA	Ownership	100.000	UnitedHealth Group Incorporated		
		.00000	82-3147824				Bordeaux International Holdings, Inc.		NIA	UnitedHealth Group Incorporated	Ownership	100.000	UnitedHealth Group Incorporated		
		.00000	98-1390574				Bordeaux UK Holdings I Limited	.GBR	NIA	Bordeaux International Holdings, Inc.	Ownership	100.000	UnitedHealth Group Incorporated		2
		.00000	98-1391914				Bordeaux UK Holdings II Limited	.GBR	NIA	Bordeaux UK Holdings I Limited	Ownership	100.000	UnitedHealth Group Incorporated		
		.00000	98-1389224				Bordeaux UK Holdings III Limited	.GBR	NIA	Bordeaux UK Holdings II Limited	Ownership	100.000	UnitedHealth Group Incorporated		
		.00000	45-4147343				BOSC Holdings, LLC		NIA	SCA BOSC Holdings, LLC	Influence	49.000	UnitedHealth Group Incorporated		5
		.00000	98-1112673				Bosque Medical Center Ltda.	.BRA	NIA	Amil Assistência Médica Internacional S.A.	Ownership	82.581	UnitedHealth Group Incorporated		
		.00000	98-1112673				Bosque Medical Center Ltda.	.BRA	NIA	Esho – Empresa de Serviços Hospitalares S.A.	Ownership	17.419	UnitedHealth Group Incorporated		
		.00000	20-2387834				Brandon Ambulatory Surgery Center, LLC	.FL	NIA	SCA-Brandon, LLC	Ownership	54.540	UnitedHealth Group Incorporated		2
		.00000	11-2997132				BriovaRx Infusion Services 100, Inc.	.NY	NIA	BriovaRx Infusion Services, Inc.	Ownership	100.000	UnitedHealth Group Incorporated		
		.00000	11-3485985				BriovaRx Infusion Services 101, Inc.	.NY	NIA	BriovaRx Infusion Services 100, Inc.	Ownership	100.000	UnitedHealth Group Incorporated		
		.00000	90-0884047				BriovaRx Infusion Services 102, LLC	.DE	NIA	BriovaRx Infusion Services, Inc.	Ownership	100.000	UnitedHealth Group Incorporated		
		.00000	27-1533840				BriovaRx Infusion Services 103, LLC	.DE	NIA	Serquinox Holdings LLC	Ownership	100.000	UnitedHealth Group Incorporated		
		.00000	57-0861358				BriovaRx Infusion Services 200, Inc.	.SC	NIA	Ambient Healthcare, Inc.	Ownership	100.000	UnitedHealth Group Incorporated		
		.00000	55-0802777				BriovaRx Infusion Services 201, Inc.	.FL	NIA	Ambient Healthcare, Inc.	Ownership	100.000	UnitedHealth Group Incorporated		
		.00000	20-4881413				BriovaRx Infusion Services 202, Inc.	.FL	NIA	Ambient Healthcare, Inc.	Ownership	100.000	UnitedHealth Group Incorporated		
		.00000	33-1012700				BriovaRx Infusion Services 203, Inc.	.FL	NIA	Ambient Healthcare, Inc.	Ownership	100.000	UnitedHealth Group Incorporated		
		.00000	55-0802774				BriovaRx Infusion Services 204, Inc.	.FL	NIA	Ambient Healthcare, Inc.	Ownership	100.000	UnitedHealth Group Incorporated		
		.00000	26-3738273				BriovaRx Infusion Services 205, Inc.	.FL	NIA	Ambient Healthcare, Inc.	Ownership	100.000	UnitedHealth Group Incorporated		
		.00000	63-1284325				BriovaRx Infusion Services 206, Inc.	.AL	NIA	Ambient Healthcare, Inc.	Ownership	100.000	UnitedHealth Group Incorporated		
		.00000	63-0964525				BriovaRx Infusion Services 207, Inc.	.AL	NIA	BriovaRx Infusion Services 206, Inc.	Ownership	100.000	UnitedHealth Group Incorporated		
		.00000	20-4963945				BriovaRx Infusion Services 208, Inc.	.NC	NIA	Ambient Healthcare, Inc.	Ownership	100.000	UnitedHealth Group Incorporated		

41.2

SCHEDULE Y
PART 1A - DETAIL OF INSURANCE HOLDING COMPANY SYSTEM

1	2	3	4	5	6	7	8	9	10	11	12	13	14	15	16
Group Code	Group Name	NAIC Company Code	ID Number	Federal RSSD	CIK	Name of Securities Exchange if Publicly Traded (U.S. or International)	Names of Parent, Subsidiaries Or Affiliates	Domi-ciliary Location	Relation-ship to Reporting Entity	Directly Controlled by (Name of Entity/Person)	Type of Control (Ownership, Board, Management, Attorney-in-Fact, Influence, Other)	If Control is Owner-ship Provide Per-centage	Ultimate Controlling Entity(ies)/Person(s)	Is an SCA Filing Re-quired? (Y/N)	*
		.00000	55-0802779				BriovaRx Infusion Services 209, Inc.GA	NIA.....	Ambient Healthcare, Inc.	Ownership.....	100.000	UnitedHealth Group Incorporated		
		.00000	75-2196224				BriovaRx Infusion Services 301, LPOK	NIA.....	BriovaRx Infusion Services, Inc.	Ownership.....	99.950	UnitedHealth Group Incorporated		
		.00000	75-2196224				BriovaRx Infusion Services 301, LPOK	NIA.....	BriovaRx Infusion Services 305, LLC	Ownership.....	0.050	UnitedHealth Group Incorporated		
		.00000	27-0668812				BriovaRx Infusion Services 302, LLCNE	NIA.....	BriovaRx Infusion Services, Inc.	Ownership.....	100.000	UnitedHealth Group Incorporated		
		.00000	26-2565032				BriovaRx Infusion Services 305, LLCDE	NIA.....	BriovaRx Infusion Services, Inc.	Ownership.....	100.000	UnitedHealth Group Incorporated		
		.00000	20-3741084				BriovaRx Infusion Services 308, LLCAZ	NIA.....	SCP Specialty Infusion, LLC	Ownership.....	100.000	UnitedHealth Group Incorporated		
		.00000	02-0653265				BriovaRx Infusion Services 401, LLCCA	NIA.....	SCP Specialty Infusion, LLC	Ownership.....	100.000	UnitedHealth Group Incorporated		
		.00000	26-4312858				BriovaRx Infusion Services 402, LLCCA	NIA.....	SCP Specialty Infusion, LLC	Ownership.....	100.000	UnitedHealth Group Incorporated		
		.00000	47-0941801				BriovaRx Infusion Services 403, LLCCA	NIA.....	SCP Specialty Infusion, LLC	Ownership.....	100.000	UnitedHealth Group Incorporated		
		.00000	93-1103256				BriovaRx Infusion Services 404, LLCOR	NIA.....	SCP Specialty Infusion, LLC	Ownership.....	100.000	UnitedHealth Group Incorporated		
		.00000	27-3918706				BriovaRx Infusion Services, Inc.DE	NIA.....	AxelaCare, LLC	Ownership.....	100.000	UnitedHealth Group Incorporated		
		.00000	20-4515146				BriovaRx of California, Inc.CA	NIA.....	Salveo Specialty Pharmacy, Inc.	Ownership.....	100.000	UnitedHealth Group Incorporated		
		.00000	11-3647935				BriovaRx of Florida, Inc.DE	NIA.....	OptumRx PBM of Illinois, Inc.	Ownership.....	100.000	UnitedHealth Group Incorporated		
		.00000	27-1930321				BriovaRx of Georgia, LLCAL	NIA.....	BriovaRx, LLC	Ownership.....	100.000	UnitedHealth Group Incorporated		
		.00000	46-2731176				BriovaRx of Indiana, LLCIN	NIA.....	OptumRx PBM of Illinois, Inc.	Ownership.....	100.000	UnitedHealth Group Incorporated		
		.00000	46-2790537				BriovaRx of Louisiana, L.L.C.LA	NIA.....	BriovaRx, LLC	Ownership.....	100.000	UnitedHealth Group Incorporated		
		.00000	01-0516051				BriovaRx of Maine, Inc.ME	NIA.....	OptumRx PBM of Illinois, Inc.	Ownership.....	100.000	UnitedHealth Group Incorporated		
		.00000	27-3331130				BriovaRx of Massachusetts, LLCMA	NIA.....	OptumRx PBM of Illinois, Inc.	Ownership.....	100.000	UnitedHealth Group Incorporated		5
		.00000	45-2532834				BriovaRx of Nevada, LLCNV	NIA.....	OptumRx PBM of Illinois, Inc.	Ownership.....	100.000	UnitedHealth Group Incorporated		
		.00000	74-3103518				BriovaRx of New York, Inc.NY	NIA.....	Salveo Specialty Pharmacy, Inc.	Ownership.....	100.000	UnitedHealth Group Incorporated		
		.00000	20-2719823				BriovaRx of Texas, Inc.TX	NIA.....	BriovaRx of Florida, Inc.	Ownership.....	100.000	UnitedHealth Group Incorporated		
		.00000	82-4030553				BriovaRx Specialty, LLCDE	NIA.....	OptumRx Administrative Services, LLC	Ownership.....	100.000	UnitedHealth Group Incorporated		
		.00000	55-0824381				BriovaRx, LLCAL	NIA.....	BriovaRx of Maine, Inc.	Ownership.....	100.000	UnitedHealth Group Incorporated		5
		.00000	45-2314634				BSC Holdings, LLCIN	NIA.....	SCA Indiana Holdings, LLC	Influence.....	49.000	UnitedHealth Group Incorporated		5
		.00000	47-4278378				Cabin Enterprises, LLCDE	NIA.....	Cabin Holdings, LLC	Ownership.....	100.000	UnitedHealth Group Incorporated		
		.00000	47-4264867				Cabin Holdings, LLCDE	NIA.....	OptumHealth Holdings, LLC	Ownership.....	100.000	UnitedHealth Group Incorporated		
		.00000	61-1732160				California MedTrans Network IPA LLCCA	NIA.....	California MedTrans Network MSO LLC	Ownership.....	100.000	UnitedHealth Group Incorporated		
.0707	UnitedHealth Group Incorporated00000	36-4780748				California MedTrans Network MSO LLCCA	NIA.....	National MedTrans, LLC	Ownership.....	100.000	UnitedHealth Group Incorporated		
.0707	UnitedHealth Group Incorporated00000	81-0881243				California Spring Holdings, PCCA	OTH.....	Physician(s) owned	Influence.....	0.000	UnitedHealth Group Incorporated		4
.0707	UnitedHealth Group Incorporated00000	52-1597478				Camp Hill Ambulatory Centers		NIA.....	Camp Hill-SCA Centers, LLC	Influence.....	49.000	UnitedHealth Group Incorporated		5
		.00000	52-1597484				Camp Hill-SCA Centers, LLC		NIA.....	SC Affiliates, LLC	Ownership.....	100.000	UnitedHealth Group Incorporated		2
		.00000	27-3955254				Capital City Medical Group, L.L.C.		NIA.....	UnitedHealthcare, Inc.	Ownership.....	100.000	UnitedHealth Group Incorporated		2
		.00000	46-1981651				Cardio Management, Inc.DE	NIA.....	OrthoNet Holdings, Inc.	Ownership.....	100.000	UnitedHealth Group Incorporated		2
		.00000	20-8375685				Care Improvement Plus Group Management, LLCMD	NIA.....	XLHealth Corporation	Ownership.....	100.000	UnitedHealth Group Incorporated		
.0707	UnitedHealth Group Incorporated12558	45-4976934				Care Improvement Plus of Texas Insurance Company		IA.....	XLHealth Corporation	Ownership.....	100.000	UnitedHealth Group Incorporated		
.0707	UnitedHealth Group Incorporated12567	20-3888112				Care Improvement Plus South Central Insurance Company		IA.....	XLHealth Corporation	Ownership.....	100.000	UnitedHealth Group Incorporated		
.0707	UnitedHealth Group Incorporated14041	27-5038136				Care Improvement Plus Wisconsin Insurance Company		IA.....	XLHealth Corporation	Ownership.....	100.000	UnitedHealth Group Incorporated		
		.00000	98-1328471				Casa de Saúde Santa Therezinha S.A.BRA	NIA.....	Hospital Alvorada de Taguatinga Ltda.	Ownership.....	99.990	UnitedHealth Group Incorporated		2
		.00000	98-1328471				Casa de Saúde Santa Therezinha S.A.BRA	NIA.....	S.A.	Ownership.....	0.000	UnitedHealth Group Incorporated		2
		.00000	82-5207935				Castle Rock SurgiCenter, LLC		NIA.....	SCA-Castle Rock, LLC	Ownership.....	55.000	UnitedHealth Group Incorporated		2
		.00000	20-5807941				Catalyst360, LLC		NIA.....	Optum Services, Inc.	Ownership.....	100.000	UnitedHealth Group Incorporated		
		.00000					Catamaran Finance (Ireland) Unlimited CompanyIRL	NIA.....	Catamaran S.á.r.l.	Ownership.....	100.000	UnitedHealth Group Incorporated		
		.00000	98-1069737				Catamaran S.á.r.l.LUX	NIA.....	UnitedHealthcare Europe S.á r.l.	Ownership.....	100.000	UnitedHealth Group Incorporated		
		.00000					CDC Holdings Colombia S.A.S.COL	NIA.....	Bordeaux UK Holdings II Limited	Ownership.....	100.000	UnitedHealth Group Incorporated		
		.00000	27-2533497				Cedar Park Surgery Center, LLC		NIA.....	SCA Cedar Park Holdings, LLC	Ownership.....	51.931	UnitedHealth Group Incorporated		2
		.00000	98-1111491				Cemed Care – Empresa de Atendimento Clínico Geral Ltda.BRA	NIA.....	Anil Assistência Médica Internacional S.A.	Ownership.....	99.990	UnitedHealth Group Incorporated		2
		.00000	98-1111491				Cemed Care – Empresa de Atendimento Clínico Geral Ltda.BRA	NIA.....	Esho – Empresa de Serviços Hospitalares S.A.	Ownership.....	0.000	UnitedHealth Group Incorporated		2

41.3

SCHEDULE Y
PART 1A - DETAIL OF INSURANCE HOLDING COMPANY SYSTEM

1	2	3	4	5	6	7	8	9	10	11	12	13	14	15	16
Group Code	Group Name	NAIC Company Code	ID Number	Federal RSSD	CIK	Name of Securities Exchange if Publicly Traded (U.S. or International)	Names of Parent, Subsidiaries Or Affiliates	Domi-ciliary Location	Relation-ship to Reporting Entity	Directly Controlled by (Name of Entity/Person)	Type of Control (Ownership, Board, Management, Attorney-in-Fact, Influence, Other)	If Control is Ownership Provide Percen-tage	Ultimate Controlling Entity(ies)/Person(s)	Is an SCA Filing Re-quired? (Y/N)	*
		.00000	33-0483510				Centers for Family Medicine, GP		OTH	MHIPA Physician Two Holdco	Influence	0.000	UnitedHealth Group Incorporated		4
		.00000	33-0483510				Centers for Family Medicine, GP		OTH	MH Physician Three Holdco	Influence	0.000	UnitedHealth Group Incorporated		4
		.00000	98-1448150				Central de Compras SpA	.CHL	NIA	Inversiones Clínicas Santa María S.A.	Ownership	100.000	UnitedHealth Group Incorporated		
		.00000	45-4131797				Central Indiana Care Organization, LLC		NIA	AHN Target Holdings, LLC	Ownership	100.000	UnitedHealth Group Incorporated		1
		.00000	45-5600514				Central Ohio Care Organization, LLC		NIA	AHN Target Holdings, LLC	Ownership	100.000	UnitedHealth Group Incorporated		
		.00000	30-1080342				CentrifyHealth, LLC		NIA	UnitedHealth Group Incorporated	Ownership	100.000	UnitedHealth Group Incorporated		
		.00000					CentriHealth UK Limited	.GBR	NIA	CentrifyHealth, LLC	Ownership	100.000	UnitedHealth Group Incorporated		2
		.00000					Centro de Entrenamiento en Reanimación y Prevención Limitada (CERP)	.CHL	NIA	Clínica Dávila y Servicios Médicos S.A.	Ownership	99.000	UnitedHealth Group Incorporated		
		.00000					Centro de Entrenamiento en Reanimación y Prevención Limitada (CERP)	.CHL	NIA	Servicios Integrados de Salud Ltda.	Ownership	1.000	UnitedHealth Group Incorporated		
		.00000	98-1450490				Centro de Servicios Compartidos Banmédica S.A.	.CHL	NIA	Banmédica S.A.	Ownership	99.900	UnitedHealth Group Incorporated		1
		.00000					Centro Médico Hospitalar Pitangueiras Ltda.	.BRA	NIA	Esho – Empresa de Serviços Hospitalares S.A.	Ownership	100.000	UnitedHealth Group Incorporated		2
		.00000					Centro Médico Hospitalar Pitangueiras Ltda.	.BRA	NIA	Hospital Alvorada de Taguatinga Ltda.	Ownership	0.001	UnitedHealth Group Incorporated		5
		.00000	98-1457197				Centro Médico Odontológico Americano S.A.C.	.PER	NIA	Pacifico S.A. Entidad Prestadora de Salud	Ownership	80.000	UnitedHealth Group Incorporated		1
		.00000	98-1310461				Centro Médico PJ Ltda.	.BRA	NIA	Esho – Empresa de Serviços Hospitalares S.A.	Ownership	100.000	UnitedHealth Group Incorporated		
		.00000	98-1310461				Centro Médico PJ Ltda.	.BRA	NIA	Hospital Alvorada de Taguatinga Ltda.	Ownership	0.001	UnitedHealth Group Incorporated		2
		.00000	98-1451635				Centromed Quilpué S.A.	.CHL	NIA	Administradora Médica Centromed S.A.	Ownership	93.450	UnitedHealth Group Incorporated		2
		.00000					Centros Médicos y Dentales Multimed Ltda.	.CHL	NIA	Onesa S.A.	Ownership	99.990	UnitedHealth Group Incorporated		2
		.00000					Centros Médicos y Dentales Multimed Ltda.	.CHL	NIA	Clínica Dávila y Servicios Médicos S.A.	Ownership	0.010	UnitedHealth Group Incorporated		5
		.00000	47-4823023				Centura-SCA Holdings, LLC		NIA	Surgery Center of Colorado Springs, LLC	Influence	34.760	UnitedHealth Group Incorporated		5
		.00000	46-1454664				Channel Islands Surgicenter Properties, LLC		NIA	SCA Holding Company, Inc.	Ownership	62.743	UnitedHealth Group Incorporated		2
		.00000	58-1709761				Charleston Surgery Center Limited Partnership		NIA	SCA-Charleston, LLC	Influence	20.343	UnitedHealth Group Incorporated		5
		.00000	82-3973199				Charleston Surgery Properties, LLC		NIA	SCA-Charleston, LLC	Ownership	50.850	UnitedHealth Group Incorporated		2
		.00000	62-1262567				Charlotte-SC, LLC		NIA	SC Affiliates, LLC	Ownership	100.000	UnitedHealth Group Incorporated		
		.00000	26-2389638				Childrens Surgery Center, LLC		NIA	SCA-Central Florida, LLC	Ownership	52.202	UnitedHealth Group Incorporated		2
		.00000	98-1093539				ChinaGate (Hong Kong) Limited	.CHN	NIA	Optum, Inc.	Ownership	100.000	UnitedHealth Group Incorporated		1
		.00000	62-1510209				Citrus Regional Surgery Center, L.P.		NIA	SCA-Citrus, Inc.	Ownership	57.000	UnitedHealth Group Incorporated		2
		.00000	20-3742012				Cleburne Surgical Center, LLC		NIA	THR-SCA Holdings, LLC	Influence	51.000	UnitedHealth Group Incorporated		5
		.00000	98-1459640				Clínica Alameda S.A.	.CHL	NIA	VidaIntegra S.A.	Ownership	99.841	UnitedHealth Group Incorporated		2
		.00000	98-1459640				Clínica Alameda S.A.	.CHL	NIA	Saden S.A.	Ownership	0.159	UnitedHealth Group Incorporated		1
		.00000	98-1443171				Clínica Bio Bio S.A.	.CHL	NIA	Inversiones Clínicas Santa María S.A.	Ownership	100.000	UnitedHealth Group Incorporated		1
		.00000	98-1442191				Clínica Ciudad del Mar S.A.	.CHL	NIA	Inversiones Clínicas Santa María S.A.	Ownership	100.000	UnitedHealth Group Incorporated		1
		.00000	98-1446132				Clínica Dávila y Servicios Médicos S.A.	.CHL	NIA	Banmédica S.A.	Ownership	99.991	UnitedHealth Group Incorporated		2
		.00000	98-1446132				Clínica Dávila y Servicios Médicos S.A.	.CHL	NIA	Clínica Santa María S.A.	Ownership	0.009	UnitedHealth Group Incorporated		
		.00000					Clínica del Country S.A.	.COL	NIA	Banmédica Internacional SpA	Ownership	50.000	UnitedHealth Group Incorporated		1
		.00000	98-1350667				Clínica Médico Cirúrgica de Santa Tecla, S.A.	.PRT	NIA	Lusíadas, SGPS, S.A.	Ownership	100.000	UnitedHealth Group Incorporated		
		.00000	98-1337965				Clínica Oftalmologica Danilo de Castro Sociedade Simples	.BRA	NIA	Hospital Alvorada de Taguatinga Ltda.	Ownership	99.660	UnitedHealth Group Incorporated		2
		.00000	98-1337965				Clínica Oftalmologica Danilo de Castro Sociedade Simples	.BRA	NIA	Lotten-Eyes Oftalmologia Clínica e Cirurgica Ltda.	Ownership	0.333	UnitedHealth Group Incorporated		2
		.00000					Clínica San Borja (La Esperanza del Perú S.A.)	.PER	NIA	Pacifico S.A. Entidad Prestadora de Salud	Ownership	99.990	UnitedHealth Group Incorporated		1
		.00000	98-1462343				Clínica San Felipe S.A.	.PER	NIA	Pacifico S.A. Entidad Prestadora de Salud	Ownership	93.740	UnitedHealth Group Incorporated		1
		.00000	98-1455936				Clínica Sánchez Ferrer S.A.	.PER	NIA	Pacifico S.A. Entidad Prestadora de Salud	Ownership	99.990	UnitedHealth Group Incorporated		1
		.00000	98-1442754				Clínica Santa María S.A.	.CHL	NIA	Banmédica S.A.	Ownership	99.433	UnitedHealth Group Incorporated		2
		.00000	98-1442745				Clínica Vespuccio S.A.	.CHL	NIA	Inversiones Clínicas Santa María S.A.	Ownership	100.000	UnitedHealth Group Incorporated		
		.00000	20-2236024				Clinton Partners, LLC	.MI	NIA	HFHS-SCA Holdings, LLC	Influence	51.780	UnitedHealth Group Incorporated		5
		.00000	98-1350671				CLISA – Clínica de Santo Antônio, S.A.	.PRT	NIA	Lusíadas, SGPS, S.A.	Ownership	100.000	UnitedHealth Group Incorporated		

41.4

SCHEDULE Y
PART 1A - DETAIL OF INSURANCE HOLDING COMPANY SYSTEM

1	2	3	4	5	6	7	8	9	10	11	12	13	14	15	16
Group Code	Group Name	NAIC Company Code	ID Number	Federal RSSD	CIK	Name of Securities Exchange if Publicly Traded (U.S. or International)	Names of Parent, Subsidiaries Or Affiliates	Domi-ciliary Location	Relation-ship to Reporting Entity	Directly Controlled by (Name of Entity/Person)	Type of Control (Ownership, Board, Management, Attorney-in-Fact, Influence, Other)	If Control is Owner-ship Provide Percen-tage	Ultimate Controlling Entity(ies)/Person(s)	Is an SCA Filing Re-quired? (Y/N)	*
		.00000	98-1337968				CMO – Centro Médico de Oftalmologia S/S Ltda.	.BRA	.NIA	Hospital Alvorada de Taguatinga Ltda.	Ownership	99.000	UnitedHealth Group Incorporated		
		.00000	98-1337968				CMO – Centro Médico de Oftalmologia S/S Ltda.	.BRA	.NIA	Lotten-Eyes Oftalmologia Clinica e Cirurgica Ltda.	Ownership	1.000	UnitedHealth Group Incorporated		2
		.00000	98-1277015				CMS – Central de Manipulação e Serviços Farmacêuticos S.A.	.BRA	.NIA	COI – Clínicas Oncológicas Integradas S.A.	Ownership	100.000	UnitedHealth Group Incorporated		
		.00000	71-0873411				CNIC Health Solutions, Inc.	.CO	.NIA	Rocky Mountain Health Maintenance Organization, Incorporated	Ownership	100.000	UnitedHealth Group Incorporated		
		.00000	56-2674371				Coachella Valley Physicians of PrimeCare, Inc.	.CA	.NIA	PrimeCare Medical Network, Inc.	Ownership	100.000	UnitedHealth Group Incorporated		
		.00000	27-1193028				Coalition for Advanced Pharmacy Services, Inc.		.NIA	OptumRx Health Solutions, LLC	Ownership	93.266	UnitedHealth Group Incorporated		2
		.00000	27-1193028				Coalition for Advanced Pharmacy Services, Inc.	.DE	.NIA	OptumRx PBM of Maryland, LLC	Ownership	5.341	UnitedHealth Group Incorporated		2
		.00000	27-1193028				Coalition for Advanced Pharmacy Services, Inc.	.DE	.NIA	Optum Hospice Pharmacy Services, LLC	Ownership	1.277	UnitedHealth Group Incorporated		
		.00000	27-1193028				Coalition for Advanced Pharmacy Services, Inc.	.DE	.NIA	OptumRx Home Delivery of Ohio, LLC	Ownership	0.116	UnitedHealth Group Incorporated		2
		.00000	98-1276040				COI – Clínicas Oncológicas Integradas S.A.	.BRA	.NIA	COI Participações S.A.	Ownership	100.000	UnitedHealth Group Incorporated		
		.00000	98-1275801				COI Participações S.A.	.BRA	.NIA	Esho – Empresa de Serviços Hospitalares S.A.	Ownership	89.102	UnitedHealth Group Incorporated		2
		.00000	27-2337616				Collaborative Care Holdings, LLC		.NIA	OptumHealth Holdings, LLC	Ownership	100.000	UnitedHealth Group Incorporated		
		.00000	27-2337487				Collaborative Care Services, Inc.		.NIA	Collaborative Care Holdings, LLC	Ownership	100.000	UnitedHealth Group Incorporated		
		.00000	45-2614005				Collaborative Realty, LLC	.NY	.NIA	Collaborative Care Holdings, LLC	Ownership	100.000	UnitedHealth Group Incorporated		
		.00000					Colmedica Medicina Prepagada	.COL	.NIA	Banmedica S.A.	Ownership	76.270	UnitedHealth Group Incorporated		2
		.00000	84-1160450				Colorado Springs Surgery Center, Ltd.		.NIA	SCA-Colorado Springs, LLC	Ownership	95.000	UnitedHealth Group Incorporated		2
		.00000	11-3647007				Comfort Care Transportation, LLC	.TX	.NIA	WellMed Medical Management, Inc.	Ownership	100.000	UnitedHealth Group Incorporated		
		.00000					Connecticut Surgery Center, Limited Partnership	.CT	.NIA	Connecticut Surgical Center, LLC	Ownership	51.000	UnitedHealth Group Incorporated		2
		.00000	26-1313646				Connecticut Surgery Properties, LLC	.DE	.NIA	Connecticut Surgical Center, LLC	Ownership	100.000	UnitedHealth Group Incorporated		
		.00000	06-1156342				Connecticut Surgical Center, LLC	.DE	.NIA	Surgical Care Affiliates, LLC	Ownership	73.039	UnitedHealth Group Incorporated		2
		.00000	98-1448720				Constructora e Inmobiliaria Magapoq S.A.	.CHL	.NIA	Banmedica S.A.	Ownership	99.900	UnitedHealth Group Incorporated		
.0707	UnitedHealth Group Incorporated	.00000	98-1448720				Constructora e Inmobiliaria Magapoq S.A.	.CHL	.NIA	Inmobiliaria Apoquindo 3600 Ltda.	Ownership	0.100	UnitedHealth Group Incorporated		
		.00000	20-0231080				Consumer Wellness Solutions, Inc.	.DE	.NIA	Optum Services, Inc.	Ownership	100.000	UnitedHealth Group Incorporated		
		.00000	20-2595593				Corpus Christi Endoscopy Center, L.L.P.	.TX	.NIA	SCA Pacific Holdings, Inc.	Influence	18.500	UnitedHealth Group Incorporated		5
		.00000					Country Scan Ltda.	.COL	.NIA	Patrimonio Autónomo Nueva Clínica – PANC.	Ownership	51.800	UnitedHealth Group Incorporated		2
		.00000	26-0080565				Cypress Care, Inc.		.NIA	Healthcare Solutions, Inc.	Ownership	100.000	UnitedHealth Group Incorporated		2
		.00000	63-1263704				Danbury Surgical Center, L.P.		.NIA	SCA Danbury Surgical Center, LLC	Ownership	50.419	UnitedHealth Group Incorporated		2
		.00000					David Moen, M.D. P.C.	.OTH	.OTH	Orthology, Inc.	Influence	0.000	UnitedHealth Group Incorporated		4
		.00000	45-2380022				David R. Ferrell, M.D., P.C.	.NV	.OTH	Physician(s) owned	Influence	0.000	UnitedHealth Group Incorporated		4
		.00000					Day-Op Center of Long Island Inc.		.OTH	Physician(s) owned	Influence	0.000	UnitedHealth Group Incorporated		4
		.00000					Day-Op Surgery Consulting Company, LLC	.DE	.NIA	ProHEALTH Medical Management, LLC	Ownership	100.000	UnitedHealth Group Incorporated		
		.00000	52-1811176				DBP Services of New York IPA, Inc.		.NIA	Dental Benefit Providers, Inc.	Ownership	100.000	UnitedHealth Group Incorporated		1
		.00000					Dental Benefit Providers of California, Inc.								
		.00000	52-1452809					.CA	.IA	Dental Benefit Providers, Inc.	Ownership	100.000	UnitedHealth Group Incorporated		2
.0707	UnitedHealth Group Incorporated	.52053	36-4008355				Dental Benefit Providers of Illinois, Inc.	.IL	.IA	Dental Benefit Providers, Inc.	Ownership	100.000	UnitedHealth Group Incorporated		2
		.00000	41-2014834				Dental Benefit Providers, Inc.	.DE	.NIA	United HealthCare Services, Inc.	Ownership	100.000	UnitedHealth Group Incorporated		2
		.00000	47-0926556				Denton Surgery Center, LLC	.TX	.NIA	THR-SCA Holdings, LLC	Influence	63.995	UnitedHealth Group Incorporated		5
		.00000	82-1436601				Derry Surgical Center, LLC	.NH	.NIA	SCA-Derry, LLC	Ownership	71.000	UnitedHealth Group Incorporated		2
		.00000	98-1460401				Diagnóstico Ecotomográfico Centromed Ltda.	.CHL	.NIA	Administradora Médica Centromed S.A.	Ownership	50.000	UnitedHealth Group Incorporated		2
		.00000	98-1460347				Diasnóstico por Imágenes Centromed Ltda.	.CHL	.NIA	Administradora Médica Centromed S.A.	Ownership	93.340	UnitedHealth Group Incorporated		
		.00000	98-1460347				Diasnóstico por Imágenes Centromed Ltda.	.CHL	.NIA	Centromed Quipué S.A.	Ownership	6.660	UnitedHealth Group Incorporated		2
		.00000	33-0292435				Digestive Disease Center, L.P.	.CA	.NIA	Beach Surgical Holdings LLC	Influence	51.000	UnitedHealth Group Incorporated		5

41.5

SCHEDULE Y
PART 1A - DETAIL OF INSURANCE HOLDING COMPANY SYSTEM

1	2	3	4	5	6	7	8	9	10	11	12	13	14	15	16
Group Code	Group Name	NAIC Company Code	ID Number	Federal RSSD	CIK	Name of Securities Exchange if Publicly Traded (U.S. or International)	Names of Parent, Subsidiaries Or Affiliates	Domi-ciliary Location	Relation-ship to Reporting Entity	Directly Controlled by (Name of Entity/Person)	Type of Control (Ownership, Board, Management, Attorney-in-Fact, Influence, Other)	If Control is Owner-ship Provide Percen-tage	Ultimate Controlling Entity(ies)/Person(s)	Is an SCA Filing Re-quired? (Y/N)	*
		.00000	98-1285762				Dilab Medicina Nuclear Ltda.	.BRA	NIA	Esho – Empresa de Serviços Hospitalares S.A.	Ownership	95.000	UnitedHealth Group Incorporated		2
		.00000	30-0238641				Distance Learning Network, Inc.		NIA	OptumHealth Holdings, LLC	Ownership	100.000	UnitedHealth Group Incorporated		
		.00000					Doctor + S.A.C.	.PER	NIA	Pacifico S.A. Entidad Prestadora de Salud	Ownership	99.900	UnitedHealth Group Incorporated		1
		.00000	82-5264853				Dry Creek Surgery Center, LLC	.CO	NIA	SCA-DRY CREEK, LLC	Ownership	55.000	UnitedHealth Group Incorporated		2
		.00000	82-5181311				DTC Surgery Center, LLC	.CO	NIA	SCA-DTC Holdings, LLC	Ownership	55.000	UnitedHealth Group Incorporated		2
		.00000	27-2103713				Dublin Surgery Center, LLC		NIA	SCA-Dublin, LLC	Ownership	53.657	UnitedHealth Group Incorporated		2
		.00000					Duncan Printing Services, LLC	.SC	NIA	UnitedHealthcare Insurance Company	Ownership	100.000	UnitedHealth Group Incorporated		
		.00000	04-3106404				Durable Medical Equipment, Inc.	.MA	OTH	Physician(s) owned	Influence	0.000	UnitedHealth Group Incorporated		4
		.00000	59-3625966				DWIC of Tampa Bay, Inc.		NIA	MedExpress Development, LLC	Ownership	100.000	UnitedHealth Group Incorporated		2
		.00000	59-3705426				E Street Endoscopy, LLC		NIA	West Coast Endoscopy Holdings, LLC	Ownership	51.000	UnitedHealth Group Incorporated		2
		.00000	95-4660712				Ear Professionals International Corporation	.DE	NIA	Specialty Benefits, LLC	Ownership	100.000	UnitedHealth Group Incorporated		
		.00000	02-0593133				East Brunswick Surgery Center, LLC		NIA	ASC Holdings of New Jersey, LLC	Ownership	51.000	UnitedHealth Group Incorporated		2
		.00000	71-0923682				eCode Solutions, LLC		NIA	Surgical Care Affiliates, LLC	Ownership	100.000	UnitedHealth Group Incorporated		2
		.00000	84-1162764				Electronic Network Systems, Inc.	.DE	NIA	OptumInsight, Inc.	Ownership	100.000	UnitedHealth Group Incorporated		
		.00000	98-1339173				Elual Participações S.A.	.BRA	NIA	Anil Assistência Médica Internacional S.A.	Ownership	60.000	UnitedHealth Group Incorporated		2
		.00000	98-1339173				Elual Participações S.A.	.BRA	NIA	Esho – Empresa de Serviços Hospitalares S.A.	Ownership	40.000	UnitedHealth Group Incorporated		
		.00000					Empire Physician Management Company, LLC	.CA	NIA	North American Medical Management California, Inc.	Ownership	100.000	UnitedHealth Group Incorporated		
		.00000	33-0181426				Empire Physicians' Medical Group, Inc.	.CA	NIA	NAMM Medical Group Holdings, Inc.	Influence	100.000	UnitedHealth Group Incorporated		5
		.00000					Empremédica S. A.	.PER	NIA	Banmedica S.A.	Ownership	99.990	UnitedHealth Group Incorporated		1
		.00000	47-3495605				Endoscopy Center Affiliates, Inc.	.DE	NIA	National Surgery Centers, LLC	Ownership	100.000	UnitedHealth Group Incorporated		5
		.00000					EP Campus I, LLC	.DE	NIA	UnitedHealthcare Insurance Company	Ownership	100.000	UnitedHealth Group Incorporated		
		.00000					Esho – Empresa de Serviços Hospitalares S.A.	.BRA	NIA	Anil Assistência Médica Internacional S.A.	Ownership	99.667	UnitedHealth Group Incorporated		2
		.00000	98-1122399				Etho – Empresa de Tecnologia Hospitalar Ltda.	.BRA	NIA	Anil Assistência Médica Internacional S.A.	Ownership	90.060	UnitedHealth Group Incorporated		2
		.00000	86-0964571				Evercare Collaborative Solutions, Inc.	.DE	NIA	Ovations, Inc.	Ownership	100.000	UnitedHealth Group Incorporated		
		.00000	98-1111239				Excellion Serviços Biomédicos Ltda.	.BRA	NIA	Esho – Empresa de Serviços Hospitalares S.A.	Ownership	99.990	UnitedHealth Group Incorporated		2
		.00000	98-1111239				Excellion Serviços Biomédicos Ltda.	.BRA	NIA	Cemed Care – Empresa de Atendimento Clínico Geral Ltda.	Ownership	0.000	UnitedHealth Group Incorporated		2
		.00000	11-3669765				Executive Health Resources, Inc.	.PA	NIA	OptumInsight, Inc.	Ownership	100.000	UnitedHealth Group Incorporated		5
		.00000	30-0701899				Executive Surgery Center, LLC	.TX	NIA	SCA-Houston Executive, LLC	Ownership	54.090	UnitedHealth Group Incorporated		2
		.00000	98-1259260				Exploration for Mine Clearance LLC	.IRQ	NIA	UnitedHealthcare Global Medical (UK)	Ownership	100.000	UnitedHealth Group Incorporated		
		.00000	88-0223385				Family Health Care Services	.NV	NIA	Limited	Ownership	100.000	UnitedHealth Group Incorporated		2
		.00000	88-0257036				Family Home Hospice, Inc.	.NV	NIA	Sierra Health Services, Inc.	Ownership	100.000	UnitedHealth Group Incorporated		2
		.00000	56-1754482				Fayetteville Ambulatory Surgery Center, L.P.		NIA	Sierra Health Services, Inc.	Ownership	100.000	UnitedHealth Group Incorporated		2
		.00000	62-1551098				Florence Surgery Center, L.P.	.TN	NIA	NSC Fayetteville, LLC	Influence	46.244	UnitedHealth Group Incorporated		5
		.00000	32-0432993				Florida MedTrans Network LLC	.FL	NIA	SCA-Florence, LLC	Influence	30.000	UnitedHealth Group Incorporated		5
		.00000	36-4778512				Florida MedTrans Network MSO LLC		NIA	Florida MedTrans Network MSO LLC	Ownership	100.000	UnitedHealth Group Incorporated		
		.00000	35-2456267				FMG Holdings, LLC		NIA	National MedTrans, LLC	Ownership	100.000	UnitedHealth Group Incorporated		
		.00000	35-2456267				FMG Holdings, LLC		NIA	UnitedHealth Group Incorporated	Ownership	98.710	UnitedHealth Group Incorporated		
		.00000	86-0908902				For Health of Arizona, Inc.	.AZ	NIA	Hygeia Corporation	Ownership	1.290	UnitedHealth Group Incorporated		
		.00000	33-0766617				For Health, Inc.	.DE	NIA	For Health, Inc.	Ownership	100.000	UnitedHealth Group Incorporated		
		.00000	68-0088542				Fort Sutter Medical Building, a California Limited Partnership		NIA	Inspiris, Inc.	Ownership	100.000	UnitedHealth Group Incorporated		
		.00000	77-0368346				Fort Worth Endoscopy Centers, LLC	.TX	NIA	Surgery Centers-West Holdings, LLC	Influence	4.500	UnitedHealth Group Incorporated		5
		.00000	27-0695411				Fortify Technologies, LLC	.MN	NIA	THR-SCA Holdings, LLC	Influence	51.000	UnitedHealth Group Incorporated		5
		.00000	20-3412606				Franklin Surgical Center, LLC	.NJ	NIA	Savvysherpa, LLC	Ownership	100.000	UnitedHealth Group Incorporated		2
										SCA-Franklin, LLC	Ownership	54.290	UnitedHealth Group Incorporated		2

41.6

SCHEDULE Y
PART 1A - DETAIL OF INSURANCE HOLDING COMPANY SYSTEM

1	2	3	4	5	6	7	8	9	10	11	12	13	14	15	16
Group Code	Group Name	NAIC Company Code	ID Number	Federal RSSD	CIK	Name of Securities Exchange if Publicly Traded (U.S. or International)	Names of Parent, Subsidiaries Or Affiliates	Domi-ciliary Location	Relation-ship to Reporting Entity	Directly Controlled by (Name of Entity/Person)	Type of Control (Ownership, Board, Management, Attorney-in-Fact, Influence, Other)	If Control is Ownership Provide Per-cent-age	Ultimate Controlling Entity(ies)/Person(s)	Is an SCA Filing Re-quired? (Y/N)	*
		.00000	82-3453993				Freeway Surgicenter of Houston, LLC	.TX	NIA	SCA-Freeway Holdings, LLC	Ownership	59.320	UnitedHealth Group Incorporated		2
		.00000	98-1172769				Frontier Medex Tanzania Limited	.TZA	NIA	UnitedHealthcare Global Medical (UK) Limited	Ownership	99.000	UnitedHealth Group Incorporated		2
		.00000	68-0679514				FrontierMEDEX (RMS), Inc.	.DE	NIA	FMG Holdings, LLC	Ownership	100.000	UnitedHealth Group Incorporated		
		.00000	45-5339512				FrontierMEDEX Government Services, LLC	.DE	NIA	FMG Holdings, LLC	Ownership	100.000	UnitedHealth Group Incorporated		
		.00000	98-1147103				FrontierMEDEX Kenya Limited	.KEN	NIA	UnitedHealthcare Global Medical (UK) Limited	Ownership	99.900	UnitedHealth Group Incorporated		
		.00000	98-1147103				FrontierMEDEX Kenya Limited	.KEN	NIA	UnitedHealthcare International I B.V. UnitedHealthcare Global Medical (UK)	Ownership	0.100	UnitedHealth Group Incorporated		
		.00000	98-1101521				FrontierMEDEX Limited	.IRQ	NIA	Limited	Ownership	100.000	UnitedHealth Group Incorporated		
		.00000	33-1219808				FrontierMEDEX US, Inc.	.DE	NIA	FMG Holdings, LLC	Ownership	100.000	UnitedHealth Group Incorporated		
		.00000	52-2230470				FrontierMEDEX, Inc.	.MN	NIA	FrontierMEDEX US, Inc.	Ownership	100.000	UnitedHealth Group Incorporated		
		.00000					Fundación Bannédica	.CHL	NIA	Banmedica S.A.	Ownership	100.000	UnitedHealth Group Incorporated		
		.00000	63-0833765				Gadsden Surgery Center, LLC	.DE	NIA	SC Affiliates, LLC	Ownership	100.000	UnitedHealth Group Incorporated		5
		.00000	62-1488653				Gadsden Surgery Center, Ltd.	.AL	NIA	Gadsden Surgery Center, LLC	Ownership	58.500	UnitedHealth Group Incorporated		2
		.00000	62-1600268				Gainesville Surgery Center, L.P.	.TN	NIA	SCA-Northeast Georgia Health, LLC	Ownership	87.000	UnitedHealth Group Incorporated		2
		.00000					Gainesville Surgery Properties, LLC	.DE	NIA	Gainesville Surgery Center, L.P.	Ownership	100.000	UnitedHealth Group Incorporated		
		.00000	46-1615328				Geisinger-SCA Holdings, LLC		NIA	SCA Pennsylvania Holdings, LLC	Influence	49.000	UnitedHealth Group Incorporated		5
		.00000	27-0556097				Genoa Healthcare LLC	.PA	NIA	Specialized Pharmaceuticals, Inc.	Ownership	100.000	UnitedHealth Group Incorporated		
		.00000	47-3851949				Genoa Healthcare, Inc.	.DE	NIA	OptumRx Holdings, LLC	Ownership	100.000	UnitedHealth Group Incorporated		
.0707	UnitedHealth Group Incorporated	.00000	20-5009764	3057283			Genoa of Arkansas, LLC	.AR	NIA	Genoa Healthcare LLC	Ownership	100.000	UnitedHealth Group Incorporated		
		.00000					Genoa Technology (Canada) Inc.	.CAN	NIA	Genoa Technology, Inc.	Ownership	100.000	UnitedHealth Group Incorporated		2
		.00000	38-4034308				Genoa Technology, Inc.	.DE	NIA	Genoa Healthcare LLC	Ownership	100.000	UnitedHealth Group Incorporated		5
		.00000	45-3010132				Genoa Telepsychiatry, Inc.	.DE	NIA	Genoa Healthcare LLC	Ownership	100.000	UnitedHealth Group Incorporated		2
		.00000	81-4703295				Genoa, QoL Wholesale, LLC	.DE	NIA	Genoa Healthcare LLC	Ownership	100.000	UnitedHealth Group Incorporated		5
		.00000	37-0920164				gethealthinsurance.com Agency Inc.	.IN	NIA	Golden Rule Financial Corporation	Ownership	100.000	UnitedHealth Group Incorporated		5
		.00000	65-1025514				Gladiolus Surgery Center, LLC	.FL	NIA	SCA-Gladiolus, LLC	Influence	45.981	UnitedHealth Group Incorporated		5
		.00000	47-3495605				GLBESC, LLC	.DE	NIA	Beach Surgical Holdings LLC	Influence	51.280	UnitedHealth Group Incorporated		5
		.00000	33-0595220				Glenwood Surgical Center, L.P.	.CA	NIA	Glenwood-SC, Inc.	Ownership	45.070	UnitedHealth Group Incorporated		2
		.00000	62-1601450				Glenwood-SC, Inc.	.TN	NIA	SC Affiliates, LLC	Ownership	100.000	UnitedHealth Group Incorporated		2
		.00000	98-1260839				GLGC Medical Ltd.	.CAN	NIA	UnitedHealthcare Global Canada Limited	Influence	49.000	UnitedHealth Group Incorporated		5
.0707	UnitedHealth Group Incorporated	.00000	20-3420886				Golden Outlook, Inc.	.CAN	NIA	Collaborative Care Holdings, LLC	Ownership	100.000	UnitedHealth Group Incorporated		
.0707	UnitedHealth Group Incorporated	.00000	37-0855360	3057283			Golden Rule Financial Corporation	.DE	NIA	UnitedHealth Group Incorporated	Ownership	100.000	UnitedHealth Group Incorporated		
		.62286	37-6028756				Golden Rule Insurance Company	.IN	IA	Golden Rule Financial Corporation	Ownership	100.000	UnitedHealth Group Incorporated		5
		.00000	33-0529450				Golden Triangle Surgicenter, L.P.	.CA	NIA	Surgery Centers-West Holdings, LLC	Ownership	72.000	UnitedHealth Group Incorporated		2
		.00000	52-1597483				Grandview Surgery Center, LTD.	.PA	NIA	Camp Hill Ambulatory Centers	Influence	41.993	UnitedHealth Group Incorporated		5
		.00000	93-1237063				GRANTS PASS SURGERY CENTER, LLC	.OR	NIA	SCA-GRANTS PASS, LLC	Ownership	51.000	UnitedHealth Group Incorporated		2
		.00000	81-4648930				Greater New Haven ASC, LLC	.CT	NIA	SCA-Handen, LLC	Influence	20.830	UnitedHealth Group Incorporated		5
		.00000	27-2337725				Greater Phoenix Collaborative Care, P.C.		OTH	Physician(s) owned	Influence	0.000	UnitedHealth Group Incorporated		4
.0707	UnitedHealth Group Incorporated	.00000	27-2337725				Greater Phoenix Collaborative Care, P.C.	.AZ	OTH	Collaborative Care Holdings, LLC	Influence	0.000	UnitedHealth Group Incorporated		4
		.00000	36-4053840				Greensboro Specialty Surgery Center, LLC	.NC	NIA	NSC Greensboro West, LLC	Influence	50.100	UnitedHealth Group Incorporated		5
		.00000	74-2411643				Greenville Surgery Center, LLC	.TX	NIA	THR-SCA Holdings, LLC	Influence	57.500	UnitedHealth Group Incorporated		5
		.00000	33-0749339				Grossmont Surgery Center, L.P.	.CA	NIA	Medical Surgical Centers of America, Inc.	Influence	33.280	UnitedHealth Group Incorporated		5
		.00000	33-0749339				Grossmont Surgery Center, L.P.	.CA	NIA	SunSurgery, LLC	Influence	1.000	UnitedHealth Group Incorporated		5
		.00000	01-0619096				Grove Place Surgery Center, L.L.C.		NIA	SCA-Grove Place, LLC	Ownership	52.580	UnitedHealth Group Incorporated		2
		.00000	98-0213198				H&W Indemnity (SPC), Ltd.	.CYM	NIA	UnitedHealth Group Incorporated	Ownership	100.000	UnitedHealth Group Incorporated		
		.00000	26-1227494				H.I. Investments Holding Company, LLC		NIA	Health Inventures, LLC	Ownership	100.000	UnitedHealth Group Incorporated		5
.0707	UnitedHealth Group Incorporated	.79480	35-1279304				Harken Health Insurance Company	.WI	IA	UnitedHealthcare, Inc.	Ownership	100.000	UnitedHealth Group Incorporated		5
		.00000	58-2065044				Hawthorn Place Outpatient Surgery Center, L.P.	.GA	NIA	SHC Hawthorn, Inc.	Influence	38.000	UnitedHealth Group Incorporated		5
		.00000	27-4579547				Hays Surgery Center, LLC		NIA	SCA Hays Holdings, LLC	Influence	27.270	UnitedHealth Group Incorporated		5
		.00000					hCentive, Inc.		NIA	Optum Government Solutions, Inc.	Ownership	100.000	UnitedHealth Group Incorporated		
		.00000	20-5944768				Health Inventures Employment Solutions, LLC	.DE	NIA	Health Inventures, LLC	Ownership	100.000	UnitedHealth Group Incorporated		
		.00000	04-3723090				Health Inventures, LLC		NIA	SC Affiliates, LLC	Ownership	100.000	UnitedHealth Group Incorporated		

41.7

SCHEDULE Y
PART 1A - DETAIL OF INSURANCE HOLDING COMPANY SYSTEM

1	2	3	4	5	6	7	8	9	10	11	12	13	14	15	16
Group Code	Group Name	NAIC Company Code	ID Number	Federal RSSD	CIK	Name of Securities Exchange if Publicly Traded (U.S. or International)	Names of Parent, Subsidiaries Or Affiliates	Domi-ciliary Loca-tion	Relation-ship to Reporting Entity	Directly Controlled by (Name of Entity/Person)	Type of Control (Ownership, Board, Management, Attorney-in-Fact, Influence, Other)	If Control is Owner-ship Provide Percen-tage	Ultimate Controlling Entity(ies)/Person(s)	Is an SCA Filing Re-quired? (Y/N)	*
0707	UnitedHealth Group Incorporated	00000	98-0153069				Health Net Services (Cayman) PIC	CYM	NIA	H&W Indemnity (SPC), Ltd.	Ownership	100.000	UnitedHealth Group Incorporated		2
		96342	88-0201035				Health Plan of Nevada, Inc.		IA	Sierra Health Services, Inc.	Ownership	100.000	UnitedHealth Group Incorporated		2
		00000	95-4763349				HealthAllies, Inc.		NIA	OptumHealth Holdings, LLC	Ownership	100.000	UnitedHealth Group Incorporated		2
		00000	77-0693060				Healthcare Solutions, Inc.		NIA	OptumRx Administrative Services, LLC	Ownership	100.000	UnitedHealth Group Incorporated		2
		00000	20-3349887				HealthEast Surgery Center-Maplewood, LLC		NIA	H.I. Investments Holding Company, LLC	Influence	25.962	UnitedHealth Group Incorporated		5
		00000					HealthFirst IPA, Inc.		NIA	New West Physicians, Inc.	Ownership	100.000	UnitedHealth Group Incorporated		
		00000	98-1443161				Help S.A.	CHL	NIA	Banmedica S.A.	Ownership	100.000	UnitedHealth Group Incorporated		
		00000					Help Service S.A.	CHL	NIA	Banmedica S.A.	Ownership	100.000	UnitedHealth Group Incorporated		2
		00000					Hemonefro – Hemodiálise e Nefrologia Ltda	BRA	NIA	Esho – Empresa de Serviços Hospitalares S.A.	Influence	28.500	UnitedHealth Group Incorporated		5
		00000	46-5291602				HFHS-SCA Holdings, LLC		NIA	SC Affiliates, LLC	Influence	49.000	UnitedHealth Group Incorporated		5
		00000	84-1472832				Highlands Ranch Healthcare, LLC		NIA	Urgent Care MSO, LLC	Ownership	100.000	UnitedHealth Group Incorporated		2
		00000	98-1452260				Home Medical S.A.	CHL	NIA	Help S.A.	Ownership	99.998	UnitedHealth Group Incorporated		
		00000	98-1452260				Home Medical S.A.	CHL	NIA	Saden S.A.	Ownership	0.002	UnitedHealth Group Incorporated		
		00000					Homecare Dimensions of Florida, Inc.		OTH	WellMed Networks, Inc.	Influence	0.000	UnitedHealth Group Incorporated		4
		00000					Homecare Dimensions, Inc.	TX	OTH	WellMed Networks, Inc.	Influence	0.000	UnitedHealth Group Incorporated		4
		00000	20-8910978				Hospice Inspiris Holdings, Inc.	TN	NIA	Inspiris, Inc.	Ownership	100.000	UnitedHealth Group Incorporated		
		00000	98-1286038				Hospitais Associados de Pernambuco Ltda.	BRA	NIA	Esho – Empresa de Serviços Hospitalares S.A.	Ownership	100.000	UnitedHealth Group Incorporated		
		00000					Hospital Alvorada de Taguatinga Ltda.	BRA	NIA	Anil Assistência Médica Internacional S.A.	Ownership	82.595	UnitedHealth Group Incorporated		2
		00000					Hospital Alvorada de Taguatinga Ltda.	BRA	NIA	Bosque Medical Center Ltda.	Ownership	9.310	UnitedHealth Group Incorporated		2
		00000					Hospital Alvorada de Taguatinga Ltda.	BRA	NIA	Hospital Samaritano de São Paulo Ltda.	Ownership	8.094	UnitedHealth Group Incorporated		2
		00000	98-1389272				Hospital Ana Costa S.A.	BRA	NIA	Piano de Saúde Ana Costa Ltda.	Ownership	98.670	UnitedHealth Group Incorporated		2
		00000	98-1389272				Hospital Ana Costa S.A.	BRA	NIA	Hospital Alvorada de Taguatinga Ltda.	Ownership	1.042	UnitedHealth Group Incorporated		2
		00000	98-1310065				Hospital de Clínicas de Jacarepaguá Ltda.	BRA	NIA	Esho – Empresa de Serviços Hospitalares S.A.	Ownership	100.000	UnitedHealth Group Incorporated		
		00000	98-1310065				Hospital de Clínicas de Jacarepaguá Ltda.	BRA	NIA	Cemed Care – Empresa de Atendimento Clínico Geral Ltda.	Ownership	0.000	UnitedHealth Group Incorporated		5
		00000	98-1328324				Hospital Samaritano de São Paulo Ltda.	BRA	NIA	Esho – Empresa de Serviços Hospitalares S.A.	Ownership	99.990	UnitedHealth Group Incorporated		2
		00000	98-1328324				Hospital Samaritano de São Paulo Ltda.	BRA	NIA	Anico Saúde Ltda.	Ownership	0.000	UnitedHealth Group Incorporated		2
		00000	98-1332673				Hospital Santa Helena S.A.	BRA	NIA	Elual Participações S.A.	Ownership	65.210	UnitedHealth Group Incorporated		2
		00000	98-1332673				Hospital Santa Helena S.A.	BRA	NIA	Esho – Empresa de Serviços Hospitalares S.A.	Ownership	33.600	UnitedHealth Group Incorporated		2
		00000	26-2912304				Humedica, Inc.		NIA	United HealthCare Services, Inc.	Ownership	100.000	UnitedHealth Group Incorporated		
		00000	36-4331825				Hygeia Corporation		NIA	UnitedHealth International, Inc.	Ownership	100.000	UnitedHealth Group Incorporated		2
		00000	98-1106075				Hygeia Corporation (Ontario)	CAN	NIA	UnitedHealth Group International L.P.	Ownership	100.000	UnitedHealth Group Incorporated		
		00000	45-4148032				IEC Holdings, LLC		NIA	SCA IEC Holdings, LLC	Influence	49.000	UnitedHealth Group Incorporated		5
		00000	82-1341098				Illinois Independent Care Network		NIA	Surgical Care Affiliates, LLC	Ownership	100.000	UnitedHealth Group Incorporated		2
		00000	98-1122694				Imed Star – Serviços de Desempenho Organizacional Ltda.	BRA	NIA	Optum Health & Technology Serviços do Brasil Ltda.	Ownership	100.000	UnitedHealth Group Incorporated		
		00000	98-1122694				Imed Star – Serviços de Desempenho Organizacional Ltda.	BRA	NIA	UHG Brasil Participações S.A.	Ownership	0.000	UnitedHealth Group Incorporated		
		00000	20-4351923				Impel Consulting Experts, L.L.C.	TX	NIA	Impel Management Services, L.L.C.	Ownership	100.000	UnitedHealth Group Incorporated		
		00000	75-2574317				Impel Management Services, L.L.C.	TX	NIA	USMD Holdings, Inc.	Ownership	100.000	UnitedHealth Group Incorporated		
		00000	27-3296953				IN Style OPTICAL, LLC	MA	OTH	Physician(s) owned	Influence	0.000	UnitedHealth Group Incorporated		4
		00000	26-0711388				Indian River Surgery Properties, LLC	FL	NIA	Surgery Center of Vero Beach, Inc.	Ownership	100.000	UnitedHealth Group Incorporated		
		00000	45-4132005				Indiana Care Organization, LLC		NIA	AHN Target Holdings, LLC	Ownership	100.000	UnitedHealth Group Incorporated		
		00000	62-1641102				Ingram & Associates, LLC		NIA	Optum360, LLC	Ownership	100.000	UnitedHealth Group Incorporated		
		00000	33-0618077				Inland Faculty Medical Group, Inc.		OTH	NAMM Medical Group Holdings, Inc.	Influence	0.000	UnitedHealth Group Incorporated		4
		00000	33-0018673				Inland Surgery Center, L.P.	CA	NIA	Redlands Ambulatory Surgery Center	Influence	51.000	UnitedHealth Group Incorporated		5
		00000					Imobiliária Apoquindo 3001 S.A.	CHL	NIA	Imobiliária Apoquindo S.A.	Ownership	99.999	UnitedHealth Group Incorporated		5
		00000					Imobiliária Apoquindo 3001 S.A.	CHL	NIA	Vida Tres Internacional S.A.	Ownership	0.001	UnitedHealth Group Incorporated		2

SCHEDULE Y
PART 1A - DETAIL OF INSURANCE HOLDING COMPANY SYSTEM

1	2	3	4	5	6	7	8	9	10	11	12	13	14	15	16
Group Code	Group Name	NAIC Company Code	ID Number	Federal RSSD	CIK	Name of Securities Exchange if Publicly Traded (U.S. or International)	Names of Parent, Subsidiaries Or Affiliates	Domi-ciliary Location	Relation-ship to Reporting Entity	Directly Controlled by (Name of Entity/Person)	Type of Control (Ownership, Board, Management, Attorney-in-Fact, Influence, Other)	If Control is Ownership Provide Per-centage	Ultimate Controlling Entity(ies)/Person(s)	Is an SCA Filing Re-quired? (Y/N)	*
0707	UnitedHealth Group Incorporated	.00000	98-1458683				Inmobiliaria Apoquindo 3600 Ltda.	.CHL	NIA	Banmédica S.A.	Ownership	99.700	UnitedHealth Group Incorporated		1
		.00000	98-1458683				Inmobiliaria Apoquindo 3600 Ltda.	.CHL	NIA	Inmobiliaria Apoquindo 3001 S.A.	Ownership	0.300	UnitedHealth Group Incorporated		2
		.00000	98-1443174				Inmobiliaria Apoquindo S.A.	.CHL	NIA	Banmédica S.A.	Ownership	100.000	UnitedHealth Group Incorporated		5
		.00000	98-1458682				Inmobiliaria Clínica Santa María S.A.	.CHL	NIA	Banmédica S.A.	Ownership	99.433	UnitedHealth Group Incorporated		2
		.00000	98-1454653				Inmobiliaria e Inversiones Alameda S.A.	.CHL	NIA	Banmédica S.A.	Ownership	99.980	UnitedHealth Group Incorporated		2
		.00000	98-1454653				Inmobiliaria e Inversiones Alameda S.A.	.CHL	NIA	Saden S.A.	Ownership	0.020	UnitedHealth Group Incorporated		2
		.00000	98-1460922				Inmobiliaria Viñamed Ltda.	.CHL	NIA	Administradora Médica Centromed S.A.	Ownership	99.900	UnitedHealth Group Incorporated		2
		.00000	47-5640889				INOVB Surgical at Memorial City, LLC	.TX	NIA	Memorial City Partners, LLC	Ownership	100.000	UnitedHealth Group Incorporated		
		.00000	88-0482274				inPharmative, Inc.	.NV	NIA	OptumRx Health Solutions, LLC	Ownership	100.000	UnitedHealth Group Incorporated		
							Inspiris Medical Services of New Jersey, P.C.								
		.00000	45-2563134						.OTH	Physician(s) owned	Influence	0.000	UnitedHealth Group Incorporated		4
		.00000	27-1561674				INSPIRIS of Michigan Medical Services, P.C.		.OTH	Physician(s) owned	Influence	0.000	UnitedHealth Group Incorporated		4
		.00000	13-4138668				INSPIRIS of New York IPA, Inc.	.NY	NIA	Inspiris, Inc.	Ownership	100.000	UnitedHealth Group Incorporated		2
		.00000	13-4138665				INSPIRIS of New York Management, Inc.	.NY	NIA	Inspiris, Inc.	Ownership	100.000	UnitedHealth Group Incorporated		
		.00000	13-4168739				INSPIRIS of New York Medical Services, P.C.	.NY	.OTH	Physician(s) owned	Influence	0.000	UnitedHealth Group Incorporated		4
							INSPIRIS of Pennsylvania Medical Services, P.C.		.PA	Physician(s) owned	Influence	0.000	UnitedHealth Group Incorporated		4
		.00000	26-2885572				INSPIRIS of Texas Physician Group		NIA	Optum Care Services Company	Ownership	100.000	UnitedHealth Group Incorporated		
		.00000	33-0766366				Inspiris, Inc.		NIA	Collaborative Care Holdings, LLC	Ownership	100.000	UnitedHealth Group Incorporated		
		.00000	98-1452273				Inversiones Clínicas Santa María S.A.	.CHL	NIA	Banmédica S.A.	Ownership	100.000	UnitedHealth Group Incorporated		
		.00000	98-1448096				Isapre Banmédica S.A.	.CHL	.IA	Banmédica S.A.	Ownership	100.000	UnitedHealth Group Incorporated		
		.00000					Isapre Vida Tres S.A.	.CHL	.IA	Banmédica S.A.	Ownership	100.000	UnitedHealth Group Incorporated		
		.00000	20-5337793				Johnston Surgicare, L.P.		NIA	Blackstone Valley Surgicare GP, LLC	Ownership	99.000	UnitedHealth Group Incorporated		
		.00000	20-5337793				Johnston Surgicare, L.P.		NIA	Surgery Center Holding, LLC	Ownership	1.000	UnitedHealth Group Incorporated		
		.00000	74-2544709				Joliet Surgery Center Limited Partnership		NIA	Surgicare of Joliet, Inc.	Ownership	54.030	UnitedHealth Group Incorporated		2
		.00000	98-1456202				Laboratorio ROE S.A.	.PER	NIA	Pacifico S.A. Entidad Prestadora de Salud	Ownership	99.990	UnitedHealth Group Incorporated		1
		.00000					Laboratorios Médicos Amed Quilpué S.A.	.CHL	NIA	Centromed Quilpué S.A.	Ownership	99.900	UnitedHealth Group Incorporated		2
		.00000	61-1028180				Lexington Surgery Center, Ltd.	.KY	NIA	Surgery Center of Lexington, LLC	Influence	73.000	UnitedHealth Group Incorporated		5
		.00000	36-3468942				LGH-A/GOLF ASC, L.L.C.	.OH	NIA	Advocate-SCA Partners, LLC	Influence	36.950	UnitedHealth Group Incorporated		5
		.00000	81-4465348				Liberty Anesthesia Services, LLC	.IL	NIA	Winchester Endoscopy, LLC	Ownership	51.000	UnitedHealth Group Incorporated		2
							Lifeprint Accountable Care Organization, LLC								
		.00000	32-0409538					.DE	NIA	Collaborative Care Holdings, LLC	Ownership	100.000	UnitedHealth Group Incorporated		5
		.00000	45-3143218				Lifeprint East, Inc.	.DE	NIA	Collaborative Care Holdings, LLC	Ownership	100.000	UnitedHealth Group Incorporated		
		.00000	27-2309024				LifePrint Health, Inc.	.DE	NIA	Collaborative Care Holdings, LLC	Ownership	100.000	UnitedHealth Group Incorporated		2
		.00000	39-1974851				Logistics Health, Inc.	.WI	NIA	OptumHealth Holdings, LLC	Ownership	100.000	UnitedHealth Group Incorporated		
							Lotten-Eyes Oftalmologia Clínica e Cirurgica Ltda.	.BRA	NIA	Hospital Alvorada de Taguatinga Ltda.	Ownership	99.990	UnitedHealth Group Incorporated		2
							Lotten-Eyes Oftalmologia Clínica e Cirurgica Ltda.			Esho – Empresa de Serviços Hospitalares S.A.					
		.00000	98-1337963					.BRA	NIA		Ownership	0.000	UnitedHealth Group Incorporated		2
		.00000	62-1179566				Louisville S.C., Ltd.	.KY	.RE	Surgery Center of Louisville, LLC	Ownership	65.400	UnitedHealth Group Incorporated		2
		.00000	62-1179538				Louisville-SC Properties, Inc.	.KY	.RE	SC Affiliates, LLC	Ownership	100.000	UnitedHealth Group Incorporated		
							Loyola Ambulatory Surgery Center at Oakbrook, Inc.		.IL	ASC Network, LLC	Ownership	100.000	UnitedHealth Group Incorporated		
		.00000	36-4119519				Loyola Ambulatory Surgery Center at Oakbrook, L.P.	.IL	NIA		Influence	45.000	UnitedHealth Group Incorporated		5
		.00000	98-1137620				Lusiadas – Parcerias Cascais, S.A.	.PRT	NIA	Lusiadas, SGPS, S.A.	Ownership	100.000	UnitedHealth Group Incorporated		
		.00000	98-1139095				Lusiadas A.C.E.	.PRT	NIA	Lusiadas, SGPS, S.A.	Ownership	55.000	UnitedHealth Group Incorporated		
		.00000	98-1139095				Lusiadas A.C.E.	.PRT	NIA	Lusiadas, S.A.	Ownership	20.000	UnitedHealth Group Incorporated		
		.00000	98-1139095				Lusiadas A.C.E.	.PRT	NIA	CLISA – Clínica de Santo António, S.A.	Ownership	10.000	UnitedHealth Group Incorporated		
		.00000	98-1139095				Lusiadas A.C.E.	.PRT	NIA	Lusiadas – Parcerias Cascais, S.A.	Ownership	10.000	UnitedHealth Group Incorporated		
										Clínica Médico Cirúrgica de Santa Tecla, S.A.					
		.00000	98-1139095				Lusiadas A.C.E.	.PRT	NIA		Ownership	5.000	UnitedHealth Group Incorporated		
		.00000	98-1139089				Lusiadas, S.A.	.PRT	NIA	Lusiadas, SGPS, S.A.	Ownership	100.000	UnitedHealth Group Incorporated		
		.00000	98-1138570				Lusiadas, SGPS, S.A.	.PRT	NIA	AMIL International	Ownership	100.000	UnitedHealth Group Incorporated		

41.9

SCHEDULE Y
PART 1A - DETAIL OF INSURANCE HOLDING COMPANY SYSTEM

1	2	3	4	5	6	7	8	9	10	11	12	13	14	15	16
Group Code	Group Name	NAIC Company Code	ID Number	Federal RSSD	CIK	Name of Securities Exchange if Publicly Traded (U.S. or International)	Names of Parent, Subsidiaries Or Affiliates	Domi-ciliary Location	Relation-ship to Reporting Entity	Directly Controlled by (Name of Entity/Person)	Type of Control (Ownership, Board, Management, Attorney-in-Fact, Influence, Other)	If Control is Ownership Provide Per-centage	Ultimate Controlling Entity(ies)/Person(s)	Is an SCA Filing Re-quired? (Y/N)	*
		.00000	52-2129787				MAMSI Insurance Resources, LLC	MD	NIA	OneNet PPO, LLC	Ownership	100.000	UnitedHealth Group Incorporated		
.0707	UnitedHealth Group Incorporated	.60321	52-1803283				MAMSI Life and Health Insurance Company	MD	IA	United HealthCare Services, Inc.	Ownership	100.000	UnitedHealth Group Incorporated		
.0707	UnitedHealth Group Incorporated	.00000	14-1782475				Managed Physical Network, Inc.	NY	NIA	OptumHealth Care Solutions, LLC	Ownership	100.000	UnitedHealth Group Incorporated		
		.00000	20-2880404				March Holdings, Inc.		NIA	Specialty Benefits, LLC	Ownership	100.000	UnitedHealth Group Incorporated		
		.00000	95-4874334				March Vision Care Group, Incorporated	CA	OTH	California Spring Holdings, PC	Influence	0.000	UnitedHealth Group Incorporated		.4
		.00000	27-3115058				March Vision Care IPA, Inc.	NY	OTH	California Spring Holdings, PC	Influence	0.000	UnitedHealth Group Incorporated		.4
		.00000	20-3042852				March Vision Care, Inc.	CA	NIA	March Holdings, Inc.	Ownership	100.000	UnitedHealth Group Incorporated		
		.00000	26-2637247				Marin Specialty Surgery Center, LLC	CA	NIA	MGH/SCA, LLC	Influence	.51.000	UnitedHealth Group Incorporated		.5
		.00000	26-2601943				Marin Surgery Holdings, Inc.	DE	NIA	SC Affiliates, LLC	Ownership	100.000	UnitedHealth Group Incorporated		
		.00000	52-1456812				Maryland Ambulatory Centers	MD	NIA	Maryland-SCA Centers, LLC	Ownership	50.000	UnitedHealth Group Incorporated		.2
		.00000	52-1401791				Maryland-SCA Centers, LLC	DE	NIA	SC Affiliates, LLC	Ownership	100.000	UnitedHealth Group Incorporated		.2
		.00000					Massachusetts Assurance Co., Ltd.	CYM	NIA	Collaborative Care Holdings, LLC	Ownership	100.000	UnitedHealth Group Incorporated		.5
		.00000	20-0815305				Massachusetts Avenue Surgery Center, LLC	MD	NIA	SCA-Bethesda, LLC	Ownership	56.690	UnitedHealth Group Incorporated		.2
		.00000	43-1967820				Mat-Rx Development, L.L.C.	TX	OTH	WellMed Networks, Inc.	Influence	0.000	UnitedHealth Group Incorporated		.4
		.00000	62-1600267				McKenzie Surgery Center, L.P.	TN	NIA	SCA-Eugene, Inc.	Ownership	92.000	UnitedHealth Group Incorporated		.2
		.00000	42-1741594				MD Ops, Inc.	CA	NIA	California, Inc.	Ownership	100.000	UnitedHealth Group Incorporated		.2
.0707	UnitedHealth Group Incorporated	.96310	52-1169135				MD-Individual Practice Association, Inc.	MD	IA	United HealthCare Services, Inc.	Ownership	100.000	UnitedHealth Group Incorporated		
		.00000	83-1183650				ME AHS UC LLC	DE	NIA	Urgent Care MSO, LLC	Ownership	70.000	UnitedHealth Group Incorporated		.2
		.00000	81-0936574				ME Urgent Care Nebraska, Inc.	NE	OTH	Physician(s) owned	Influence	0.000	UnitedHealth Group Incorporated		.4
		.00000					Medalliance Net Ltda.	BRA	NIA	Brasil Ltda.	Ownership	100.000	UnitedHealth Group Incorporated		.2
		.00000	98-1286220				Medalliance Net Ltda.	BRA	NIA	UHG Brasil Participações S.A.	Ownership	0.000	UnitedHealth Group Incorporated		.5
		.00000	52-2178531				MEDEX Insurance Services, Inc.	MD	NIA	FrontierMEDEX, Inc.	Ownership	100.000	UnitedHealth Group Incorporated		.2
		.00000	20-3824377				MedExpress Development, LLC	FL	NIA	Urgent Care MSO, LLC	Ownership	100.000	UnitedHealth Group Incorporated		.2
		.00000	81-1265129				MedExpress Employed Services, Inc.	DE	OTH	Physician(s) owned	Influence	0.000	UnitedHealth Group Incorporated		.4
		.00000	81-4550969				MedExpress Primary Care Arizona P.C.	AZ	OTH	Physician(s) owned	Influence	0.000	UnitedHealth Group Incorporated		.4
		.00000	81-4605885				MedExpress Primary Care Kansas, P.A.	KS	OTH	Physician(s) owned	Influence	0.000	UnitedHealth Group Incorporated		.4
		.00000	82-3384324				MedExpress Primary Care Maryland, P.C.	MD	OTH	Physician(s) owned	Influence	0.000	UnitedHealth Group Incorporated		.4
		.00000	82-1096099				MedExpress Primary Care Massachusetts, P.C.	MA	OTH	Physician(s) owned	Influence	0.000	UnitedHealth Group Incorporated		.4
		.00000	81-4396738				MedExpress Primary Care Minnesota P.C.	MN	OTH	Physician(s) owned	Influence	0.000	UnitedHealth Group Incorporated		.4
		.00000	83-1077265				MedExpress Primary Care Oklahoma, P.C.	OK	OTH	Physician(s) owned	Influence	0.000	UnitedHealth Group Incorporated		.4
		.00000					MedExpress Primary Care South Carolina, P.C.	SC	OTH	Physician(s) owned	Influence	0.000	UnitedHealth Group Incorporated		.4
		.00000	83-0764858				MedExpress Primary Care Virginia, P.C.		OTH	Physician(s) owned	Influence	0.000	UnitedHealth Group Incorporated		.4
		.00000	82-3395792				MedExpress Primary Care West Virginia, Inc.	WV	OTH	Physician(s) owned	Influence	0.000	UnitedHealth Group Incorporated		.4
		.00000	82-4401181				MedExpress Primary Care Wisconsin, S.C.	WI	OTH	Physician(s) owned	Influence	0.000	UnitedHealth Group Incorporated		.4
		.00000	81-4563448				MedExpress Urgent Care – New Jersey, P.C.	NJ	OTH	Physician(s) owned	Influence	0.000	UnitedHealth Group Incorporated		.4
		.00000	45-5388778				MedExpress Urgent Care – Northern New Jersey								
		.00000	83-2089623				PC	NJ	OTH	Physician(s) owned	Influence	0.000	UnitedHealth Group Incorporated		.4
		.00000	32-0533926				MedExpress Urgent Care Alabama, LLC	AL	NIA	Urgent Care Holdings, Inc.	Ownership	100.000	UnitedHealth Group Incorporated		
		.00000	81-4030280				MedExpress Urgent Care Arizona, P.C.	AZ	OTH	Physician(s) owned	Influence	0.000	UnitedHealth Group Incorporated		.4
.0707	UnitedHealth Group Incorporated	.00000	46-4348120				MedExpress Urgent Care Arkansas, P.A.	AR	OTH	Physician(s) owned	Influence	0.000	UnitedHealth Group Incorporated		.4
		.00000	82-0930142				MedExpress Urgent Care California, P.C.	CA	OTH	Physician(s) owned	Influence	0.000	UnitedHealth Group Incorporated		.4
.0707	UnitedHealth Group Incorporated	.00000	81-1956812				MedExpress Urgent Care Connecticut, P.C.	CT	OTH	Physician(s) owned	Influence	0.000	UnitedHealth Group Incorporated		.4
		.00000	82-1135336				MedExpress Urgent Care Idaho, P.C.	ID	OTH	Physician(s) owned	Influence	0.000	UnitedHealth Group Incorporated		.4
.0707	UnitedHealth Group Incorporated	.00000	47-4308614				MedExpress Urgent Care Illinois, P.C.	IL	OTH	Physician(s) owned	Influence	0.000	UnitedHealth Group Incorporated		.4
		.00000	81-5353472				MedExpress Urgent Care Iowa, P.C.	IA	OTH	Physician(s) owned	Influence	0.000	UnitedHealth Group Incorporated		.4
		.00000	47-1919283				MedExpress Urgent Care Kansas, P.A.	KS	OTH	Physician(s) owned	Influence	0.000	UnitedHealth Group Incorporated		.4
		.00000	82-1719888				MedExpress Urgent Care Maine, Inc.	ME	NIA	Urgent Care Holdings, Inc.	Ownership	100.000	UnitedHealth Group Incorporated		.2
		.00000	81-1125396				MedExpress Urgent Care Minnesota P.C.	MN	OTH	Physician(s) owned	Influence	0.000	UnitedHealth Group Incorporated		.4
		.00000	47-3132625				MedExpress Urgent Care Missouri P.C.	MO	OTH	Physician(s) owned	Influence	0.000	UnitedHealth Group Incorporated		.4
		.00000	82-0631738				MedExpress Urgent Care New Hampshire, Inc.	NH	NIA	Urgent Care Holdings, Inc.	Ownership	100.000	UnitedHealth Group Incorporated		
		.00000	81-5138747				MedExpress Urgent Care North Carolina, P.C.	NC	OTH	Physician(s) owned	Influence	0.000	UnitedHealth Group Incorporated		.4

41.10

SCHEDULE Y
PART 1A - DETAIL OF INSURANCE HOLDING COMPANY SYSTEM

1	2	3	4	5	6	7	8	9	10	11	12	13	14	15	16
Group Code	Group Name	NAIC Company Code	ID Number	Federal RSSD	CIK	Name of Securities Exchange if Publicly Traded (U.S. or International)	Names of Parent, Subsidiaries Or Affiliates	Domi-ciliary Location	Relation-ship to Reporting Entity	Directly Controlled by (Name of Entity/Person)	Type of Control (Ownership, Board, Management, Attorney-in-Fact, Influence, Other)	If Control is Owner-ship Provide Percen-tage	Ultimate Controlling Entity(ies)/Person(s)	Is an SCA Filing Re-quired? (Y/N)	*
		.00000	20-2545363				MedExpress Urgent Care of Boynton Beach, LLC	FL	NIA	MedExpress Development, LLC	Ownership	100.000	UnitedHealth Group Incorporated		
		.00000	82-1919436				MedExpress Urgent Care Oregon, P.C.	OR	OTH	Physician(s) owned	Influence	0.000	UnitedHealth Group Incorporated		.4
		.00000	81-5362765				MedExpress Urgent Care Rhode Island, P.C.	RI	OTH	Physician(s) owned	Influence	0.000	UnitedHealth Group Incorporated		.4
		.00000	81-5380706				MedExpress Urgent Care South Carolina, P.C.	SC	OTH	Physician(s) owned	Influence	0.000	UnitedHealth Group Incorporated		.4
		.00000	47-5147441				MedExpress Urgent Care Texas, P.A.	TX	OTH	Physician(s) owned	Influence	0.000	UnitedHealth Group Incorporated		.4
		.00000	82-2443118				MedExpress Urgent Care Washington, P.C.	WA	OTH	Physician(s) owned	Influence	0.000	UnitedHealth Group Incorporated		.4
		.00000	81-4281678				MedExpress Urgent Care Wisconsin, S.C.	WI	OTH	Physician(s) owned	Influence	0.000	UnitedHealth Group Incorporated		.4
		.00000					MedExpress Urgent Care, Inc. - Ohio	OH	NIA	Urgent Care Holdings, Inc.	Ownership	100.000	UnitedHealth Group Incorporated		
							MedExpress Urgent Care, Inc. - West Virginia								
		.00000	26-4546400						OTH	Physician(s) owned	Influence	0.000	UnitedHealth Group Incorporated		.4
		.00000	47-1804667				MedExpress Urgent Care, P.C. - Georgia		OTH	Physician(s) owned	Influence	0.000	UnitedHealth Group Incorporated		.4
		.00000	90-0929572				MedExpress Urgent Care, P.C. - Indiana		OTH	Physician(s) owned	Influence	0.000	UnitedHealth Group Incorporated		.4
		.00000	45-3461101				MedExpress Urgent Care, P.C. - Maryland	MD	OTH	Physician(s) owned	Influence	0.000	UnitedHealth Group Incorporated		.4
							MedExpress Urgent Care, P.C. - Massachusetts								
		.00000	47-1857908					MA	OTH	Physician(s) owned	Influence	0.000	UnitedHealth Group Incorporated		.4
.0707	UnitedHealth Group Incorporated	.00000	46-4793937				MedExpress Urgent Care, P.C. - Michigan	MI	OTH	Physician(s) owned	Influence	0.000	UnitedHealth Group Incorporated		.4
		.00000	47-1824365	3202702			MedExpress Urgent Care, P.C. - Oklahoma	OK	OTH	Physician(s) owned	Influence	0.000	UnitedHealth Group Incorporated		.4
		.00000	26-3750502				MedExpress Urgent Care, P.C. - Pennsylvania	PA	OTH	Physician(s) owned	Influence	0.000	UnitedHealth Group Incorporated		.4
		.00000	45-4973138				MedExpress Urgent Care, P.C. - Tennessee	TN	OTH	Physician(s) owned	Influence	0.000	UnitedHealth Group Incorporated		.4
		.00000	45-3123110				MedExpress Urgent Care, P.C. - Virginia	VA	OTH	Physician(s) owned	Influence	0.000	UnitedHealth Group Incorporated		.4
		.00000	83-1565124				MedExpress Urgent Care, P.S.C. - Kentucky	KY	OTH	Physician(s) owned	Influence	0.000	UnitedHealth Group Incorporated		.4
		.00000	45-5436856				MedExpress, Inc. - Delaware	DE	OTH	Physician(s) owned	Influence	0.000	UnitedHealth Group Incorporated		.4
.0707	UnitedHealth Group Incorporated	.12756	20-3391186				Medica Health Plans of Florida, Inc.	FL	IA	United HealthCare Services, Inc.	Ownership	100.000	UnitedHealth Group Incorporated		
.0707	UnitedHealth Group Incorporated	.12155	01-0788576				Medica HealthCare Plans, Inc.	IA	IA	United HealthCare Services, Inc.	Ownership	100.000	UnitedHealth Group Incorporated		
		.00000	75-2566987				Medical Clinic of North Texas, PLLC		OTH	Physician(s) owned	Influence	0.000	UnitedHealth Group Incorporated		.4
		.00000					Medical Hille S.A.	CHL	NIA	Home Medical S.A.	Ownership	100.000	UnitedHealth Group Incorporated		
		.00000	95-4708497				Medical Support Los Angeles, A Medical Corporation		OTH	Physician(s) owned	Influence	0.000	UnitedHealth Group Incorporated		.4
		.00000	26-0636717				Medical Surgical Centers of America, Inc.		NIA	ASC Network, LLC	Ownership	100.000	UnitedHealth Group Incorporated		
		.00000	32-0037402				Medical Transportation Services, LLC		NIA	United HealthCare Services, Inc.	Ownership	100.000	UnitedHealth Group Incorporated		
		.00000	20-4635837				Medication Management Systems, Inc.	MN	NIA	Genoa Healthcare LLC	Ownership	100.000	UnitedHealth Group Incorporated		
		.00000	75-2515691				MedSynergies, LLC		NIA	Mustang Razorback Holdings, Inc.	Ownership	100.000	UnitedHealth Group Incorporated		
		.00000	58-2101921				Melbourne Surgery Center, LLC		NIA	Surgical Care Partners of Melbourne, LLC	Ownership	100.000	UnitedHealth Group Incorporated		
		.00000	82-4964787				Memorial City Holdings, LLC		NIA	SCA-Memorial City, LLC	Ownership	51.000	UnitedHealth Group Incorporated		.2
		.00000	82-3689933				Memorial City Partners, LLC		NIA	Memorial City Holdings, LLC	Ownership	51.000	UnitedHealth Group Incorporated		.2
										MHIPA Physician Two Holdco, A Medical Corporation	Influence	0.000	UnitedHealth Group Incorporated		.4
		.00000	95-4688463				Memorial Healthcare IPA, GP		OTH	MH Physician Three Holdco, A Medical Corporation	Influence	0.000	UnitedHealth Group Incorporated		.4
		.00000	95-4688463				Memorial Healthcare IPA, GP	CA	OTH	Corporation	Influence	0.000	UnitedHealth Group Incorporated		.4
		.00000	26-1394069				MemorialCare Surgical Center at Orange Coast, LLC	CA	NIA	Beach Surgical Holdings, LLC	Influence	51.000	UnitedHealth Group Incorporated		.5
							MemorialCare Surgical Center at Saddleback, LLC								
		.00000	20-3678259						NIA	Beach Surgical Holdings, LLC	Influence	53.050	UnitedHealth Group Incorporated		.5
		.00000	62-1590322				Memphis-SC, LLC		NIA	SCA-Shelby Development Corp.	Ownership	100.000	UnitedHealth Group Incorporated		
		.00000	62-1590324				Memphis-SP, LLC		NIA	Shelby Surgery Properties, Inc.	Ownership	100.000	UnitedHealth Group Incorporated		
		.00000	52-2303928				Metropolitan Medical Partners, LLC		NIA	SCA-Chevy Chase, LLC	Ownership	60.830	UnitedHealth Group Incorporated		.2
							Metropolitan Medical Transportation IPA, LLC								
		.00000	20-8998927						NIA	National MedTrans, LLC	Ownership	100.000	UnitedHealth Group Incorporated		
		.00000	38-3861395				MGH/SCA, LLC		NIA	Marin Surgery Holdings, Inc.	Influence	49.000	UnitedHealth Group Incorporated		.5
		.00000	27-2252446				MHC Real Estate Holdings, LLC	CA	NIA	Monarch Management Services, Inc.	Ownership	100.000	UnitedHealth Group Incorporated		
		.00000	80-0507474				MHCH, Inc.	CA	OTH	Monarch HealthCare, A Medical Group, Inc.	Influence	0.000	UnitedHealth Group Incorporated		.4
.0707	UnitedHealth Group Incorporated	.00000	36-4600281				MIAMI SURGERY CENTER, LLC	DE	NIA	SCA-Doral, LLC	Ownership	50.180	UnitedHealth Group Incorporated		.2
		.00000	20-3345412				Midlands Orthopaedics Surgery Center, LLC	SC	NIA	SCA-Midlands, LLC	Influence	49.000	UnitedHealth Group Incorporated		.5

41.11

SCHEDULE Y
PART 1A - DETAIL OF INSURANCE HOLDING COMPANY SYSTEM

1	2	3	4	5	6	7	8	9	10	11	12	13	14	15	16
Group Code	Group Name	NAIC Company Code	ID Number	Federal RSSD	CIK	Name of Securities Exchange if Publicly Traded (U.S. or International)	Names of Parent, Subsidiaries Or Affiliates	Domi-ciliary Location	Relation-ship to Reporting Entity	Directly Controlled by (Name of Entity/Person)	Type of Control (Ownership, Board, Management, Attorney-in-Fact, Influence, Other)	If Control is Owner-ship Provide Per-centage	Ultimate Controlling Entity(ies)/Person(s)	Is an SCA Filing Re-quired? (Y/N)	*
		.00000	20-8103522				Midwest Center for Day Surgery, LLC		NIA.....	Advocate-SCA Partners, LLC	Ownership.....	53.224	UnitedHealth Group Incorporated		2
		.00000	83-0543458				Mile High SurgiCenter, LLC	CO.....	NIA.....	SCA-Mile High Holdings, LLC	Ownership.....	55.000	UnitedHealth Group Incorporated		2
		.00000	27-2439806				Mississippi Surgery Holdings, LLC		NIA.....	SCA Surgery Holdings, LLC	Ownership.....	100.000	UnitedHealth Group Incorporated		
		.00000	46-3949765				MN Waypoint Sports Physical Therapy, Inc.		NIA.....	Orthology, Inc.	Ownership.....	100.000	UnitedHealth Group Incorporated		
		.00000	30-0445773				Mobile Medical Services, P.C.	NY.....	OTH.....	Physician(s) owned	Influence.....	0.000	UnitedHealth Group Incorporated		4
		.00000	63-0883553				Mobile-SC, LTD.	AL.....	NIA.....	SCA-Mobile, LLC	Influence.....	33.000	UnitedHealth Group Incorporated		5
		.00000	31-1191553				Modern Medical, Inc.		NIA.....	Healthcare Solutions, Inc.	Ownership.....	100.000	UnitedHealth Group Incorporated		
		.00000	22-3935634				Monarch Health Plan, Inc.	CA.....	OTH.....	Monarch HealthCare, A Medical Group, Inc.	Influence.....	0.000	UnitedHealth Group Incorporated		4
										MH Physician Three Holdco, A Medical Corporation	Influence.....	0.000	UnitedHealth Group Incorporated		4
		.00000	33-0587660				Monarch Hospice, LLC	CA.....	OTH.....	MHCH, Inc.	Influence.....	0.000	UnitedHealth Group Incorporated		4
		.00000	30-0606451				Monarch Management Services, Inc.	DE.....	NIA.....	Collaborative Care Holdings, LLC	Ownership.....	100.000	UnitedHealth Group Incorporated		
							Montgomery Surgery Center Limited Partnership								
		.00000	52-1401868					MD.....	NIA.....	Maryland Ambulatory Centers	Ownership.....	77.000	UnitedHealth Group Incorporated		2
		.00000	81-1633765				MSLA Management LLC	DE.....	NIA.....	Logistics Health, Inc.	Ownership.....	100.000	UnitedHealth Group Incorporated		
		.00000	62-1506649				Mt. Pleasant Surgery Center, L.P.		NIA.....	SCA-Mt. Pleasant, LLC	Ownership.....	98.000	UnitedHealth Group Incorporated		2
										Esho – Empresa de Serviços Hospitalares S.A.	Ownership.....	93.000	UnitedHealth Group Incorporated		2
		.00000	98-1285432				Multiangio Ltda.	BRA.....	NIA.....	Surgery Center of Muskogee, LLC	Ownership.....	100.000	UnitedHealth Group Incorporated		
		.00000	20-4209261				Muskogee Surgical Investors, LLC	OK.....	NIA.....	OptumInsight, Inc.	Ownership.....	100.000	UnitedHealth Group Incorporated		
		.00000	47-1935798				Mustang Razorback Holdings, Inc.		NIA.....	OptumHealth Care Solutions, LLC	Ownership.....	100.000	UnitedHealth Group Incorporated		
		.00000	26-2564744				My Wellness Solutions, LLC		NIA.....	Aveta Inc.	Ownership.....	100.000	UnitedHealth Group Incorporated		
		.00000	20-3236839				NAMM Holdings, Inc.		NIA.....	Physician(s) owned	Influence.....	0.000	UnitedHealth Group Incorporated		4
		.00000	56-2627070				NAMM Medical Group Holdings, Inc.	CA.....	OTH.....	Physician(s) owned	Influence.....	0.000	UnitedHealth Group Incorporated		4
		.00000	61-1627269				NAMM MGH, Inc.		OTH.....	SC Affiliates, LLC	Ownership.....	100.000	UnitedHealth Group Incorporated		
		.00000	62-1468431				Nashville-SCA Surgery Centers, Inc.	TN.....	NIA.....	Specialty Benefits, LLC	Ownership.....	100.000	UnitedHealth Group Incorporated		
		.00000	47-2336925	3119994			National MedTrans, LLC	NY.....	NIA.....	Dental Benefit Providers, Inc.	Ownership.....	100.000	UnitedHealth Group Incorporated		2
.0707	UnitedHealth Group Incorporated	.95251	76-0196559				National Pacific Dental, Inc.	TX.....	IA.....	Surgical Care Affiliates, LLC	Ownership.....	100.000	UnitedHealth Group Incorporated		
		.00000	36-3549627				National Surgery Centers, LLC	DE.....	NIA.....	UnitedHealthcare, Inc.	Ownership.....	100.000	UnitedHealth Group Incorporated		2
.0707	UnitedHealth Group Incorporated	.95123	65-0996107				Neighborhood Health Partnership, Inc.	FL.....	IA.....	Optum360 Solutions, LLC	Ownership.....	100.000	UnitedHealth Group Incorporated		
		.00000	20-4755277				Netwerkes, LLC	TN.....	NIA.....	Dental Benefit Providers, Inc.	Ownership.....	100.000	UnitedHealth Group Incorporated		
.0707	UnitedHealth Group Incorporated	.95758	88-0228572				Nevada Pacific Dental	NV.....	IA.....	UnitedHealthcare, Inc.	Ownership.....	100.000	UnitedHealth Group Incorporated		
							New Orleans Regional Physician Hospital Organization, L.L.C.	LA.....	NIA.....	Newton Holdings, LLC	Ownership.....	100.000	UnitedHealth Group Incorporated		
		.00000	72-1267232				New West Physicians, Inc.		NIA.....	Collaborative Care Holdings, LLC	Ownership.....	80.100	UnitedHealth Group Incorporated		2
		.00000	84-1250135				Newton Holdings, LLC	DE.....	NIA.....	NAMM Holdings, Inc.	Ownership.....	100.000	UnitedHealth Group Incorporated		
		.00000	33-0673955				North American Medical Management California, Inc.	TN.....	NIA.....	THR-SCA Holdings, LLC	Influence.....	51.000	UnitedHealth Group Incorporated		5
		.00000	27-2248103				North Dallas Surgical Center, LLC	DE.....	NIA.....	Sierra Health Services, Inc.	Ownership.....	100.000	UnitedHealth Group Incorporated		
		.00000	88-0245121				Northern Nevada Health Network, Inc.	NV.....	NIA.....	Northern Rockies Surgicenter, Inc.	Ownership.....	51.000	UnitedHealth Group Incorporated		2
		.00000	63-1240726				Northern Rockies Surgery Center, L.P.	TN.....	NIA.....	National Surgery Centers, LLC	Ownership.....	100.000	UnitedHealth Group Incorporated		
		.00000	81-0399251				Northern Rockies Surgicenter, Inc.	MT.....	NIA.....	Surgery Center Holding, LLC	Ownership.....	100.000	UnitedHealth Group Incorporated		
		.00000	37-1007387				Northwest Surgicare, LLC	DE.....	NIA.....	Northwest Surgicare, LLC	Ownership.....	61.000	UnitedHealth Group Incorporated		2
		.00000	75-2494046				Northwest Surgicare, Ltd., an Illinois Limited Partnership	IL.....	NIA.....	National Surgery Centers, LLC	Ownership.....	100.000	UnitedHealth Group Incorporated		
		.00000	56-1754480				NSC Fayetteville, LLC	DE.....	NIA.....	National Surgery Centers, LLC	Ownership.....	100.000	UnitedHealth Group Incorporated		
		.00000	56-1775016				NSC Greensboro, LLC	DE.....	NIA.....	National Surgery Centers, LLC	Ownership.....	100.000	UnitedHealth Group Incorporated		
		.00000	36-4210296				NSC Lancaster, LLC	DE.....	NIA.....	National Surgery Centers, LLC	Ownership.....	100.000	UnitedHealth Group Incorporated		
		.00000	91-1553479				NSC Seattle, Inc.	WA.....	NIA.....	National Surgery Centers, LLC	Ownership.....	100.000	UnitedHealth Group Incorporated		
		.00000	33-0812824				NSC Upland, LLC	DE.....	NIA.....	Vidaintegra S.A.	Ownership.....	99.990	UnitedHealth Group Incorporated		
		.00000	98-1454609				Omesa S.A.	CHL.....	NIA.....	Saden S.A.	Ownership.....	0.010	UnitedHealth Group Incorporated		
		.00000	98-1454609				Omesa S.A.	CHL.....	NIA.....	Pacifico S.A. Entidad Prestadora de Salud	Ownership.....	80.000	UnitedHealth Group Incorporated		2
		.00000	98-1456252				Oncocare S.A.C.	PER.....	NIA.....	UnitedHealthcare Insurance Company	Ownership.....	100.000	UnitedHealth Group Incorporated		
		.00000	52-2129786				OneNet PPO, LLC	MD.....	NIA.....	THR-SCA Holdings, LLC	Influence.....	51.000	UnitedHealth Group Incorporated		5
		.00000	26-1914835				OPHTHALMOLOGY SURGERY CENTER OF DALLAS, LLC	TX.....	NIA.....						

41.12

SCHEDULE Y
PART 1A - DETAIL OF INSURANCE HOLDING COMPANY SYSTEM

1	2	3	4	5	6	7	8	9	10	11	12	13	14	15	16
Group Code	Group Name	NAIC Company Code	ID Number	Federal RSSD	CIK	Name of Securities Exchange if Publicly Traded (U.S. or International)	Names of Parent, Subsidiaries Or Affiliates	Domi-ciliary Location	Relation-ship to Reporting Entity	Directly Controlled by (Name of Entity/Person)	Type of Control (Ownership, Board, Management, Attorney-in-Fact, Influence, Other)	If Control is Owner-ship Provide Percen-tage	Ultimate Controlling Entity(ies)/Person(s)	Is an SCA Filing Re-quired? (Y/N)	*
0707	UnitedHealth Group Incorporated	96940	52-1518174	3202702			Optimum Choice, Inc.	MD	IA	United HealthCare Services, Inc.	Ownership	100.000	UnitedHealth Group Incorporated		
		.00000	47-0858534				Optum Bank, Inc.	UT	NIA	OptumHealth Financial Services, Inc.	Ownership	100.000	UnitedHealth Group Incorporated		
		.00000	36-3437660				Optum Biometrics, Inc.	IL	NIA	OptumHealth Care Solutions, LLC	Ownership	100.000	UnitedHealth Group Incorporated		
		.00000	26-0683057				Optum Care Services Company	TN	NIA	Inspiris, Inc.	Ownership	100.000	UnitedHealth Group Incorporated		
		.00000	83-1959511				Optum Care, Inc.	DE	NIA	Collaborative Care Holdings, LLC	Ownership	100.000	UnitedHealth Group Incorporated		5
		.00000	75-2778455				Optum Clinic, P.A.	TX	OTH	Physician(s) owned	Influence	0.000	UnitedHealth Group Incorporated		4
		.00000	37-1782217				Optum Clinics Holdings, Inc.	DE	NIA	Collaborative Care Holdings, LLC	Ownership	100.000	UnitedHealth Group Incorporated		4
		.00000	38-3969193				Optum Clinics Intermediate Holdings, Inc.	DE	NIA	Optum Clinics Holdings, Inc.	Ownership	100.000	UnitedHealth Group Incorporated		
		.00000					Optum Digital Health Holdings, LLC	DE	NIA	Consumer Wellness Solutions, Inc.	Ownership	100.000	UnitedHealth Group Incorporated		
		.00000	98-1325466				Optum Finance (Ireland) Unlimited Company	IRL	NIA	UnitedHealthcare International VIII S.à r.l.	Ownership	100.000	UnitedHealth Group Incorporated		
		.00000	98-1103015				Optum Global Solutions (India) Private Limited	IND	NIA	Optum Global Solutions International B.V.	Ownership	99.999	UnitedHealth Group Incorporated		
		.00000	98-1103015				Optum Global Solutions (India) Private Limited	IND	NIA	UnitedHealth International, Inc.	Ownership	0.001	UnitedHealth Group Incorporated		
		.00000	98-1097776				Optum Global Solutions (Philippines), Inc.	PHL	NIA	Optum Global Solutions International B.V.	Ownership	99.992	UnitedHealth Group Incorporated		2
		.00000	98-1201187				Optum Global Solutions International B.V.	NLD	NIA	Optum Technology, Inc.	Ownership	97.480	UnitedHealth Group Incorporated		
		.00000	98-1201187				Optum Global Solutions International B.V.	NLD	NIA	OptumHealth International B.V.	Ownership	2.520	UnitedHealth Group Incorporated		
		.00000	04-3574101				Optum Government Solutions, Inc.	DE	NIA	OptumInsight, Inc.	Ownership	100.000	UnitedHealth Group Incorporated		5
		.00000					Optum Health & Technology (Hong Kong) Limited	CHN	NIA	OptumHealth International B.V.	Ownership	100.000	UnitedHealth Group Incorporated		
		.00000	98-1095799				Optum Health & Technology (India) Private Limited	IND	NIA	OptumHealth International B.V.	Ownership	99.999	UnitedHealth Group Incorporated		
		.00000	98-1095799				Optum Health & Technology (India) Private Limited	IND	NIA	United Behavioral Health	Ownership	0.001	UnitedHealth Group Incorporated		
0707	UnitedHealth Group Incorporated	.00000	98-1097886				Optum Health & Technology (Singapore) Pte. Ltd.	SGP	NIA	OptumHealth International B.V.	Ownership	100.000	UnitedHealth Group Incorporated		
		.00000	98-1095879				Optum Health & Technology (UK) Limited	GBR	NIA	Optum UK Solutions Group Limited	Ownership	100.000	UnitedHealth Group Incorporated		
		.00000	20-2149493				Optum Health & Technology (US), LLC	MO	NIA	OptumHealth Holdings, LLC	Ownership	100.000	UnitedHealth Group Incorporated		
		.00000	43-1747235				Optum Health & Technology Holdings (US), Inc.	MO	NIA	Optum, Inc.	Ownership	100.000	UnitedHealth Group Incorporated		
		.00000	98-1184561				Optum Health & Technology Serviços do Brasil Ltda.	BRA	NIA	Optum Global Solutions International B.V.	Ownership	99.996	UnitedHealth Group Incorporated		
		.00000	98-1184561				Optum Health & Technology Serviços do Brasil Ltda.	BRA	NIA	OptumInsight, Inc.	Ownership	0.004	UnitedHealth Group Incorporated		
		.00000	98-1276517				Optum Health and Technology FZ-LLC	ARE	NIA	Optum Global Solutions International B.V.	Ownership	100.000	UnitedHealth Group Incorporated		
		.00000	98-1097921				Optum Health Services (Canada) Ltd.	CAN	NIA	Optum Health & Technology Holdings (US), Inc.	Ownership	100.000	UnitedHealth Group Incorporated		
		.00000	98-1406274				Optum Health Solutions (Australia) Pty Ltd.	AUS	NIA	Optum UK Solutions Group Limited	Ownership	100.000	UnitedHealth Group Incorporated		
		.00000	98-1147355				Optum Health Solutions (UK) Limited	GBR	NIA	Optum UK Solutions Group Limited	Ownership	100.000	UnitedHealth Group Incorporated		
		.00000	58-2068880				Optum Healthcare of Illinois, Inc.	GA	NIA	Optum Women's and Children's Health, LLC	Ownership	100.000	UnitedHealth Group Incorporated		
		.00000	20-0212381				Optum Hospice Pharmacy Services, LLC	NIA		OptumRx Health Solutions, LLC	Ownership	100.000	UnitedHealth Group Incorporated		2
		.00000	31-0628424				Optum Insurance of Ohio, Inc.	OH	IA	OptumRx PBM of Maryland, LLC	Ownership	100.000	UnitedHealth Group Incorporated		2
		.00000	46-4734521				Optum Labs Dimensions, Inc.	DE	NIA	Optum Labs, Inc.	Ownership	100.000	UnitedHealth Group Incorporated		2
		.00000	98-1249178				Optum Labs International (UK) Ltd.	GBR	NIA	Optum, Inc.	Ownership	100.000	UnitedHealth Group Incorporated		5
		.00000	46-1615964				Optum Labs, Inc.	DE	NIA	Optum, Inc.	Ownership	100.000	UnitedHealth Group Incorporated		2
		.00000	98-1209730				Optum Life Sciences (Canada) Inc.	CAN	NIA	OptumInsight Life Sciences, Inc.	Ownership	100.000	UnitedHealth Group Incorporated		5
		.00000	98-1098190				Optum Management Consulting (Shanghai) Co., Ltd.	CHN	NIA	Optum Health & Technology Holdings (US), Inc.	Ownership	100.000	UnitedHealth Group Incorporated		
		.00000	30-0826311				Optum Medical Services of California, P.C.		OTH	Physician(s) owned	Influence	0.000	UnitedHealth Group Incorporated		4
		.00000	45-3866363				Optum Medical Services, P.C.		OTH	Physician(s) owned	Influence	0.000	UnitedHealth Group Incorporated		4
0707	UnitedHealth Group Incorporated	.00000	90-1001805				Optum Nevada Accountable Care Organization LLC	DE	NIA	Collaborative Care Holdings, LLC	Ownership	100.000	UnitedHealth Group Incorporated		
		.00000	58-1873062				Optum of New York, Inc.	NY	NIA	Optum Women's and Children's Health, LLC	Ownership	100.000	UnitedHealth Group Incorporated		

SCHEDULE Y
PART 1A - DETAIL OF INSURANCE HOLDING COMPANY SYSTEM

1	2	3	4	5	6	7	8	9	10	11	12	13	14	15	16
Group Code	Group Name	NAIC Company Code	ID Number	Federal RSSD	CIK	Name of Securities Exchange if Publicly Traded (U.S. or International)	Names of Parent, Subsidiaries Or Affiliates	Domi-ciliary Location	Relation-ship to Reporting Entity	Directly Controlled by (Name of Entity/Person)	Type of Control (Ownership, Board, Management, Attorney-in-Fact, Influence, Other)	If Control is Owner-ship Provide Percen-tage	Ultimate Controlling Entity(ies)/Person(s)	Is an SCA Filing Re-quired? (Y/N)	*
		.00000	98-1097761				Optum Operations (Ireland) Unlimited Company	.IRL	NIA	UnitedHealthcare International VII S.à r.l.	Ownership	100.000	UnitedHealth Group Incorporated		
		.00000	20-8911466				Optum Palliative and Hospice Care of Pennsylvania, Inc.	.TN	NIA	Hospice Inspiris Holdings, Inc.	Ownership	100.000	UnitedHealth Group Incorporated		
		.00000	20-8911303				Optum Palliative and Hospice Care of Texas, Inc.	.TN	NIA	Hospice Inspiris Holdings, Inc.	Ownership	100.000	UnitedHealth Group Incorporated		5
		.00000	30-0226127				Optum Palliative and Hospice Care, Inc.	.DE	NIA	Collaborative Care Holdings, LLC	Ownership	100.000	UnitedHealth Group Incorporated		
		.00000	20-4581265				Optum Public Sector Solutions, Inc.	.DE	NIA	OptumInsight, Inc.	Ownership	100.000	UnitedHealth Group Incorporated		
		.00000	46-3328009				Optum Rocket, Inc.	.DE	NIA	OptumInsight, Inc.	Ownership	100.000	UnitedHealth Group Incorporated		
		.00000	26-0543382				Optum Senior Services, LLC	.AL	NIA	Optum Hospice Pharmacy Services, LLC	Ownership	100.000	UnitedHealth Group Incorporated		2
.0707	UnitedHealth Group Incorporated	.00000	98-1307821				Optum Services (Ireland) Limited	.IRL	NIA	Company	Ownership	100.000	UnitedHealth Group Incorporated		
		.00000	66-0870003				Optum Services (Puerto Rico) LLC	.PR	NIA	UnitedHealthcare International III B.V.	Ownership	100.000	UnitedHealth Group Incorporated		
		.00000	45-4683454				Optum Services, Inc.		NIA	Optum, Inc.	Ownership	100.000	UnitedHealth Group Incorporated		
		.00000	98-1284698				Optum Solutions do Brasil – Tecnologia e Serviços de Suporte Ltda.	.BRA	NIA	Optum Global Solutions International B.V.	Ownership	100.000	UnitedHealth Group Incorporated		
		.00000	98-1284698				Optum Solutions do Brasil – Tecnologia e Serviços de Suporte Ltda.	.BRA	NIA	OptumInsight, Inc.	Ownership	0.000	UnitedHealth Group Incorporated		
		.00000	98-0644599				Optum Solutions UK Holdings Limited	.GBR	NIA	Optum Health & Technology Holdings (US), Inc.	Ownership	100.000	UnitedHealth Group Incorporated		
		.00000	46-5713629				Optum Technology, Inc.	.DE	NIA	Optum, Inc.	Ownership	100.000	UnitedHealth Group Incorporated		
		.00000	98-1097769				Optum UK Solutions Group Limited	.GBR	NIA	Optum Solutions UK Holdings Limited	Ownership	100.000	UnitedHealth Group Incorporated		
		.00000	58-2205984				Optum Women's and Children's Health, LLC	.DE	NIA	My Wellness Solutions, LLC	Ownership	100.000	UnitedHealth Group Incorporated		
		.00000	30-0580620	3119994			Optum, Inc.	.DE	NIA	United HealthCare Services, Inc.	Ownership	100.000	UnitedHealth Group Incorporated		
		.00000	46-3983926				Optum360 Services, Inc.	.DE	NIA	Optum Rocket, Inc.	Ownership	69.000	UnitedHealth Group Incorporated		2
		.00000	82-3446942				Optum360 Solutions, LLC	.DE	NIA	OptumInsight, Inc.	Ownership	100.000	UnitedHealth Group Incorporated		2
		.00000	46-3328307				Optum360, LLC	.DE	NIA	Optum Rocket, Inc.	Ownership	69.000	UnitedHealth Group Incorporated		2
		.00000	41-1591944				OptumHealth Care Solutions, LLC	.DE	NIA	OptumInsight, Inc.	Ownership	100.000	UnitedHealth Group Incorporated		
		.00000	47-0858530				OptumHealth Financial Services, Inc.	.DE	NIA	OptumHealth Holdings, LLC	Ownership	100.000	UnitedHealth Group Incorporated		
		.00000	47-1192395				OptumHealth Holdings, LLC	.DE	NIA	Optum, Inc.	Ownership	100.000	UnitedHealth Group Incorporated		
		.00000	98-1106868				OptumHealth International B.V.	.MLD	NIA	Catamaran S.à r.l.	Ownership	100.000	UnitedHealth Group Incorporated		
		.00000					OptumInsight Holdings, LLC	.DE	NIA	Optum, Inc.	Ownership	100.000	UnitedHealth Group Incorporated		
		.00000	04-3383745				OptumInsight Life Sciences, Inc.	.DE	NIA	OptumInsight, Inc.	Ownership	100.000	UnitedHealth Group Incorporated		2
		.00000	41-1858498				OptumInsight, Inc.	.DE	NIA	OptumInsight Holdings, LLC	Ownership	100.000	UnitedHealth Group Incorporated		
		.00000	75-2578509				OptumRx Administrative Services, LLC	.TX	NIA	OptumRx Holdings I, LLC	Ownership	100.000	UnitedHealth Group Incorporated		
.0707	UnitedHealth Group Incorporated	.00000	31-1728846				OptumRx Discount Card Services, LLC	.DE	NIA	OptumRx PBM of Illinois, Inc.	Ownership	100.000	UnitedHealth Group Incorporated		
		.00000	47-4734235				OptumRx Group Holdings, Inc.	.DE	NIA	Optum, Inc.	Ownership	100.000	UnitedHealth Group Incorporated		
		.00000	46-0666840				OptumRx Health Solutions, LLC	.DE	NIA	OptumRx Administrative Services, LLC	Ownership	100.000	UnitedHealth Group Incorporated		2
		.00000	80-0870454				OptumRx Holdings I, LLC	.DE	NIA	OptumRx Group Holdings, Inc.	Ownership	100.000	UnitedHealth Group Incorporated		
		.00000					OptumRx Holdings, LLC	.DE	NIA	Optum, Inc.	Ownership	100.000	UnitedHealth Group Incorporated		
		.00000	34-1472211				OptumRx Home Delivery of Ohio, LLC	.OH	NIA	OptumRx Health Solutions, LLC	Ownership	100.000	UnitedHealth Group Incorporated		2
		.00000	20-0218027				OptumRx IPA III, Inc.	.NY	NIA	OptumRx PBM of Maryland, LLC	Ownership	100.000	UnitedHealth Group Incorporated		
		.00000	20-0151096				OptumRx NY IPA, Inc.	.NY	NIA	OptumRx, Inc.	Ownership	100.000	UnitedHealth Group Incorporated		
		.00000	27-3419292				OptumRx of Pennsylvania, LLC	.DE	NIA	OptumRx Health Solutions, LLC	Ownership	100.000	UnitedHealth Group Incorporated		
		.00000	11-2581812				OptumRx PBM of Illinois, Inc.	.DE	NIA	OptumRx Administrative Services, LLC	Ownership	100.000	UnitedHealth Group Incorporated		
		.00000	88-0361447				OptumRx PBM of Maryland, LLC	.NV	NIA	OptumRx Health Solutions, LLC	Ownership	100.000	UnitedHealth Group Incorporated		
		.00000	03-0592263				OptumRx PBM of Pennsylvania, LLC	.PA	NIA	OptumRx of Pennsylvania, LLC	Ownership	100.000	UnitedHealth Group Incorporated		
		.00000	26-1424534				OptumRx PBM of Puerto Rico, LLC	.NV	NIA	OptumRx PBM of Maryland, LLC	Ownership	100.000	UnitedHealth Group Incorporated		
		.00000	38-3693753				OptumRx PBM of Wisconsin, LLC	.WI	NIA	OptumRx PBM of Illinois, Inc.	Ownership	100.000	UnitedHealth Group Incorporated		
		.00000	16-1767416				OptumRx PD of Pennsylvania, LLC	.PA	NIA	OptumRx of Pennsylvania, LLC	Ownership	100.000	UnitedHealth Group Incorporated		
		.00000	88-0373347				OptumRx Pharmacy of Nevada, Inc.	.NV	NIA	OptumRx Health Solutions, LLC	Ownership	100.000	UnitedHealth Group Incorporated		
		.00000	47-3146510				OptumRx Pharmacy, Inc.	.DE	NIA	OptumRx, Inc.	Ownership	100.000	UnitedHealth Group Incorporated		
		.00000	33-0441200				OptumRx, Inc.	.CA	NIA	OptumRx Holdings, LLC	Ownership	100.000	UnitedHealth Group Incorporated		
		.00000	22-3883387				OREGON OUTPATIENT SURGERY CENTER, LLC	.OR	NIA	Providence & SCA Off-Campus Holdings, LLC	Influence	51.180	UnitedHealth Group Incorporated		5

41.14

SCHEDULE Y
PART 1A - DETAIL OF INSURANCE HOLDING COMPANY SYSTEM

1	2	3	4	5	6	7	8	9	10	11	12	13	14	15	16
Group Code	Group Name	NAIC Company Code	ID Number	Federal RSSD	CIK	Name of Securities Exchange if Publicly Traded (U.S. or International)	Names of Parent, Subsidiaries Or Affiliates	Domi-ciliary Location	Relation-ship to Reporting Entity	Directly Controlled by (Name of Entity/Person)	Type of Control (Ownership, Board, Management, Attorney-in-Fact, Influence, Other)	If Control is Owner-ship Provide Per-centage	Ultimate Controlling Entity(ies)/Person(s)	Is an SCA Filing Re-quired? (Y/N)	*
0707	UnitedHealth Group Incorporated	00000	59-3125869				Orlando Center for Outpatient Surgery, L.P.	GA	NIA	Surgical Health of Orlando, Inc.	Ownership	58.699	UnitedHealth Group Incorporated		2
		00000	46-2881462				Orthology Mid-Atlantic, Inc.	DE	NIA	Orthology, Inc.	Ownership	100.000	UnitedHealth Group Incorporated		
		00000	46-2742615				Orthology, Inc.	DE	NIA	UnitedHealth Group Ventures, LLC	Ownership	100.000	UnitedHealth Group Incorporated		
		00000	13-3960641				OrthoNet Holdings, Inc.	DE	NIA	OptumHealth Care Solutions, LLC	Ownership	100.000	UnitedHealth Group Incorporated		
		00000	13-3818652				OrthoNet LLC		NIA	OrthoNet Holdings, Inc.	Ownership	100.000	UnitedHealth Group Incorporated		3
		00000	13-4025898				OrthoNet New York IPA, Inc.	NY	NIA	OrthoNet Holdings, Inc.	Ownership	100.000	UnitedHealth Group Incorporated		
		11068	30-0029448				OrthoNet of the Mid-Atlantic, Inc.		IA	OrthoNet Holdings, Inc.	Ownership	100.000	UnitedHealth Group Incorporated		1
		00000	26-2884306				OrthoNet of the South, Inc.	DE	NIA	OrthoNet Holdings, Inc.	Ownership	100.000	UnitedHealth Group Incorporated		5
		00000	46-1581769				OrthoNet Services, Inc.	DE	NIA	OrthoNet Holdings, Inc.	Ownership	100.000	UnitedHealth Group Incorporated		
		00000	20-0221966				OrthoNet West, Inc.	DE	NIA	OrthoNet Holdings, Inc.	Ownership	100.000	UnitedHealth Group Incorporated		
0707	UnitedHealth Group Incorporated	00000	81-2594417				ORTHOPEDIC SURGERY CENTER OF PALM BEACH COUNTY, LLC	FL	NIA	SCA-Palm Beach, LLC	Influence	20.000	UnitedHealth Group Incorporated		5
		00000	41-1921007				Ovations, Inc.	DE	NIA	United HealthCare Services, Inc.	Ownership	100.000	UnitedHealth Group Incorporated		
		00000	06-1587795				Oxford Benefit Management, Inc.	CT	NIA	Oxford Health Plans LLC	Ownership	100.000	UnitedHealth Group Incorporated		
		78026	22-2797560				Oxford Health Insurance, Inc.	NY	IA	UnitedHealthcare Insurance Company	Ownership	100.000	UnitedHealth Group Incorporated		
		96798	06-1181201				Oxford Health Plans (CT), Inc.	CT	IA	Oxford Health Plans LLC	Ownership	100.000	UnitedHealth Group Incorporated		
		95506	22-2745725				Oxford Health Plans (NJ), Inc.		IA	Oxford Health Plans LLC	Ownership	100.000	UnitedHealth Group Incorporated		
		95479	06-1181200				Oxford Health Plans (NY), Inc.		IA	Oxford Health Plans LLC	Ownership	100.000	UnitedHealth Group Incorporated		
		00000	52-2443751				Oxford Health Plans LLC	DE	NIA	UnitedHealth Group Incorporated	Ownership	100.000	UnitedHealth Group Incorporated		2
		00000	27-0008097				P2P Link, LLC	DE	NIA	SRPS, LLC	Ownership	100.000	UnitedHealth Group Incorporated		
		00000					Pacifica Labs, Inc.	DE	NIA	Victory Rollover Holdings LLC	Ownership	100.000	UnitedHealth Group Incorporated		
0707	UnitedHealth Group Incorporated	70785	35-1137395				PacifiCare Life and Health Insurance Company	IN	IA	United HealthCare Services, Inc.	Ownership	100.000	UnitedHealth Group Incorporated		
		84506	95-2829463				PacifiCare Life Assurance Company	CO	IA	United HealthCare Services, Inc.	Ownership	100.000	UnitedHealth Group Incorporated		
		95617	94-3267522				PacifiCare of Arizona, Inc.	AZ	IA	United HealthCare Services, Inc.	Ownership	100.000	UnitedHealth Group Incorporated		
		95434	84-1011378				PacifiCare of Colorado, Inc.	CO	IA	United HealthCare Services, Inc.	Ownership	100.000	UnitedHealth Group Incorporated		2
		95685	86-0875231				PacifiCare of Nevada, Inc.	NV	IA	United HealthCare Services, Inc.	Ownership	100.000	UnitedHealth Group Incorporated		2
		00000	98-1444613				Pacifico S.A. Entidad Prestadora de Salud	PER	NIA	Empremédica S. A.	Ownership	50.000	UnitedHealth Group Incorporated		2
		00000	62-1595402				Paoli Ambulatory Surgery Center	PA	NIA	SCA-Paoli, LLC	Ownership	51.000	UnitedHealth Group Incorporated		2
		00000	62-1547618				Paoli Surgery Center, L.P.	TN	NIA	Paoli Ambulatory Surgery Center	Ownership	64.250	UnitedHealth Group Incorporated		2
		00000	45-1484375				Park Hill Surgery Center, LLC	TX	NIA	THR-SCA Holdings, LLC	Influence	51.000	UnitedHealth Group Incorporated		5
		00000	20-4127100				Parkway Surgery Center, LLC		NIA	SCA-Hagerstown, LLC	Ownership	63.300	UnitedHealth Group Incorporated		2
0707	UnitedHealth Group Incorporated	00000	46-3034062				PASC Real Estate, LLC		NIA	Pueblo Ambulatory Surgery Center, LLC	Influence	25.000	UnitedHealth Group Incorporated		5
		00000	63-1271644				Pasteur Plaza Surgery Center GP, Inc.	DE	NIA	ASC Network, LLC	Ownership	100.000	UnitedHealth Group Incorporated		2
		00000					Patrimonio Autónomo Nueva Clínica – PANC	COL	NIA	Clínica del Country S.A.	Ownership	65.170	UnitedHealth Group Incorporated		2
		00000					Patrimonio Autónomo Nueva Clínica – PANC	COL	NIA	Banmedica Internacional SpA	Ownership	9.590	UnitedHealth Group Incorporated		2
		00000	62-1451147				Payment Resolution Services, LLC	TN	NIA	OptumInsight, Inc.	Ownership	100.000	UnitedHealth Group Incorporated		5
		00000	75-3265056				PCCCV, Inc.	CA	NIA	PrimeCare Medical Network, Inc.	Ownership	100.000	UnitedHealth Group Incorporated		2
		00000	20-5662149				Peoples Health, Inc.	LA	IA	New Orleans Regional Physician Hospital Organization, L.L.C.	Ownership	100.000	UnitedHealth Group Incorporated		2
		00000					Perham Physical Therapy, LTD.		NIA	Orthology, Inc.	Ownership	100.000	UnitedHealth Group Incorporated		2
		00000					Perimeter Center for Outpatient Surgery, L.P.								
		00000	58-1978405				Pharmacy Software Holdco, Inc.		NIA	SHC Atlanta, LLC	Influence	18.643	UnitedHealth Group Incorporated		5
0707	UnitedHealth Group Incorporated	00000	23-2171049				Pharmacy Software Holdco, Inc.		NIA	OptumRx Administrative Services, LLC	Ownership	100.000	UnitedHealth Group Incorporated		
		00000	35-2288416				PHC Subsidiary Holdings, LLC	TX	NIA	United HealthCare Services, Inc.	Ownership	100.000	UnitedHealth Group Incorporated		2
		00000	81-2902954				Physician Alliance of the Rockies, LLC		NIA	New West Physicians, Inc.	Ownership	100.000	UnitedHealth Group Incorporated		2
		00000	30-0516435				Physician Partners Medical Group, Inc.	CA	OTH	Physician(s) owned	Influence	0.000	UnitedHealth Group Incorporated		4
		00000	59-3438026				PHYSICIANS DAY SURGERY CENTER, LLC	FL	NIA	SCA-Naples, LLC	Ownership	51.000	UnitedHealth Group Incorporated		2
		11494	04-3677255				Physicians Health Choice of Texas, LLC	TX	IA	PHC Subsidiary Holdings, LLC	Ownership	100.000	UnitedHealth Group Incorporated		
		00000	52-1162824				Physicians Health Plan of Maryland, Inc.	MD	NIA	United HealthCare Services, Inc.	Ownership	100.000	UnitedHealth Group Incorporated		
		00000	98-1388873				Plano de Saúde Ana Costa Ltda.	BRA	IA	Anil Assistência Médica Internacional S.A.	Ownership	74.860	UnitedHealth Group Incorporated		
		00000	98-1388873				Plano de Saúde Ana Costa Ltda.	BRA	IA	Santos Administração e Participações S.A.	Ownership	25.140	UnitedHealth Group Incorporated		

41.15

SCHEDULE Y
PART 1A - DETAIL OF INSURANCE HOLDING COMPANY SYSTEM

1	2	3	4	5	6	7	8	9	10	11	12	13	14	15	16
Group Code	Group Name	NAIC Company Code	ID Number	Federal RSSD	CIK	Name of Securities Exchange if Publicly Traded (U.S. or International)	Names of Parent, Subsidiaries Or Affiliates	Domi-ciliary Location	Relation-ship to Reporting Entity	Directly Controlled by (Name of Entity/Person)	Type of Control (Ownership, Board, Management, Attorney-in-Fact, Influence, Other)	If Control is Ownership Provide Percentage	Ultimate Controlling Entity(ies)/Person(s)	Is an SCA Filing Re-quired? (Y/N)	*
		.00000	66-0742844				Plus One Health Management Puerto Rico, Inc.	.PR	NIA	Plus One Holdings, Inc.	Ownership	100.000	UnitedHealth Group Incorporated		
		.00000	13-3613705				Plus One Holdings, Inc.	.DE	NIA	OptumHealth Care Solutions, LLC	Ownership	100.000	UnitedHealth Group Incorporated		
		.00000	80-0670247				PMI Aquisition, LLC	.DE	NIA	Progressive Enterprises Holdings, Inc.	Ownership	100.000	UnitedHealth Group Incorporated		
		.00000	26-3148744				PMSI Holdings, LLC	.DE	NIA	Progressive Enterprises Holdings, Inc.	Ownership	100.000	UnitedHealth Group Incorporated		
		.00000	59-3166848				PMSI Settlement Solutions, LLC	.FL	NIA	PMSI Holdings, LLC	Ownership	100.000	UnitedHealth Group Incorporated		
		.00000	56-2422696				PMSI, LLC	.FL	NIA	PMSI Holdings, LLC	Ownership	100.000	UnitedHealth Group Incorporated		2
		.00000	98-1083164				Polar II Fundo de Investimento em Participações Multiestrategia	.BRA	NIA	UnitedHealthcare International IV S.á r.l.	Ownership	100.000	UnitedHealth Group Incorporated		
		.00000	47-5563848				Polo Holdco, LLC		NIA	Collaborative Care Holdings, LLC	Ownership	80.100	UnitedHealth Group Incorporated		2
		.00000	46-5415205				POMCO Network, Inc.	.NY	NIA	UMR, Inc.	Ownership	100.000	UnitedHealth Group Incorporated		
		.00000	65-0392785				POMCO of Florida Ltd., Inc.	.FL	NIA	UMR, Inc.	Ownership	100.000	UnitedHealth Group Incorporated		
		.00000	46-2975338				POMCO West, Inc.	.DE	NIA	POMCO, Inc.	Ownership	100.000	UnitedHealth Group Incorporated		
		.00000	15-0581348				POMCO, Inc.	.NY	NIA	UMR, Inc.	Ownership	100.000	UnitedHealth Group Incorporated		
		.00000	45-0482796				Pomcoplus, LLC	.NY	NIA	UMR, Inc.	Ownership	100.000	UnitedHealth Group Incorporated		
		.00000	33-0261822				Pomerado Outpatient Surgical Center, Inc.	.CA	NIA	ASC Network, LLC	Ownership	100.000	UnitedHealth Group Incorporated		
		.00000	33-0752699				Pomerado Outpatient Surgical Center, L.P.	.FL	NIA	Pomerado Outpatient Surgical Center, Inc.	Ownership	57.500	UnitedHealth Group Incorporated		2
		.00000	65-0683927				Preferred Care Partners Holding, Corp.	.FL	NIA	United HealthCare Services, Inc.	Ownership	100.000	UnitedHealth Group Incorporated		
		.00000	26-1845018				Preferred Care Partners Medical Group, Inc.	.FL	NIA	Preferred Care Partners Holding, Corp.	Ownership	100.000	UnitedHealth Group Incorporated		
.0707	UnitedHealth Group Incorporated	.11176	65-0885893				Preferred Care Partners, Inc.	.FL	.IA	Preferred Care Partners Holding, Corp.	Ownership	100.000	UnitedHealth Group Incorporated		
		.00000	75-3265059				Premier Choice ACO, Inc.	.CA	NIA	PrimeCare Medical Network, Inc.	Ownership	100.000	UnitedHealth Group Incorporated		
		.00000	72-1378216				Premier Surgery Center of Louisville, L.P.	.TN	NIA	SCA Premier Surgery Center of Louisville, LLC	Ownership	51.000	UnitedHealth Group Incorporated		2
		.00000	33-0527335				Primary Care Associated Medical Group, Inc.	.CA	.OTH	Physician(s) owned	Influence	0.000	UnitedHealth Group Incorporated		4
		.00000	30-0516440				Prime Community Care, Inc.	.CA	.OTH	Physician(s) owned	Influence	0.000	UnitedHealth Group Incorporated		4
		.00000	88-0253112				Prime Health, Inc.	.NV	NIA	Sierra Health Services, Inc.	Ownership	100.000	UnitedHealth Group Incorporated		
		.00000	33-0607478				PrimeCare Medical Network, Inc.	.CA	.IA	NAMI Holdings, Inc.	Ownership	100.000	UnitedHealth Group Incorporated		
		.00000	87-0757397				PrimeCare of Citrus Valley, Inc.	.CA	NIA	PrimeCare Medical Network, Inc.	Ownership	80.000	UnitedHealth Group Incorporated		2
		.00000	33-0674407				PrimeCare of Corona, Inc.	.CA	NIA	PrimeCare Medical Network, Inc.	Ownership	100.000	UnitedHealth Group Incorporated		
		.00000	33-0674401				PrimeCare of Hemet Valley, Inc.	.CA	NIA	PrimeCare Medical Network, Inc.	Ownership	100.000	UnitedHealth Group Incorporated		
		.00000	33-0674408				PrimeCare of Inland Valley, Inc.	.CA	NIA	PrimeCare Medical Network, Inc.	Ownership	100.000	UnitedHealth Group Incorporated		
		.00000	33-0674402				PrimeCare of Moreno Valley, Inc.	.CA	NIA	PrimeCare Medical Network, Inc.	Ownership	100.000	UnitedHealth Group Incorporated		
		.00000	33-0674400				PrimeCare of Redlands, Inc.	.CA	NIA	PrimeCare Medical Network, Inc.	Ownership	100.000	UnitedHealth Group Incorporated		
		.00000	33-0674404				PrimeCare of Riverside, Inc.	.CA	NIA	PrimeCare Medical Network, Inc.	Ownership	100.000	UnitedHealth Group Incorporated		
		.00000	14-1915328				PrimeCare of San Bernardino, Inc.	.CA	NIA	PrimeCare Medical Network, Inc.	Ownership	100.000	UnitedHealth Group Incorporated		
		.00000	33-0698439				PrimeCare of Sun City, Inc.	.CA	NIA	PrimeCare Medical Network, Inc.	Ownership	100.000	UnitedHealth Group Incorporated		
		.00000	33-0674409				PrimeCare of Temecula, Inc.	.CA	NIA	PrimeCare Medical Network, Inc.	Ownership	100.000	UnitedHealth Group Incorporated		
		.00000	14-1873402				Procura Management, Inc.	.DE	NIA	Healthcare Solutions, Inc.	Ownership	100.000	UnitedHealth Group Incorporated		
		.00000	27-4371197				Progressive Enterprises Holdings, Inc.	.DE	NIA	OptumRx, Inc.	Ownership	100.000	UnitedHealth Group Incorporated		2
		.00000	31-1192384				Progressive Medical, LLC	.OH	NIA	PMI Aquisition, LLC	Ownership	100.000	UnitedHealth Group Incorporated		
		.00000	45-4469117				ProHEALTH Accountable Care Medical Group, PLLC	.NY	.OTH	PROHEALTH CARE ASSOCIATES, L.L.P.	Influence	0.000	UnitedHealth Group Incorporated		4
		.00000	11-3447394				ProHEALTH Ambulatory Surgery Center, Inc.	.NY	.OTH	Physician(s) owned	Influence	0.000	UnitedHealth Group Incorporated		4
		.00000	11-3355604				ProHEALTH Care Associates LLP	.NY	.OTH	ProHEALTH Medical NY, P.C.	Influence	0.000	UnitedHealth Group Incorporated		4
		.00000	32-0229091				ProHEALTH Fitness of Lake Success, LLC	.NY	NIA	ProHEALTH Medical Management, LLC	Ownership	82.620	UnitedHealth Group Incorporated		2
		.00000	47-1049961				ProHEALTH Medical Management, LLC	.DE	NIA	Collaborative Care Holdings, LLC	Ownership	80.000	UnitedHealth Group Incorporated		2
		.00000	45-5470737				ProHealth Physicians ACO, LLC	.CT	NIA	ProHealth Physicians, Inc.	Ownership	100.000	UnitedHealth Group Incorporated		
		.00000	06-1446075				ProHealth Physicians, Inc.	.CT	NIA	Polo Holdco, LLC	Ownership	100.000	UnitedHealth Group Incorporated		
		.00000	06-1469068				ProHealth Physicians, P.C.	.CT	.OTH	Physician(s) owned	Influence	0.000	UnitedHealth Group Incorporated		4
		.00000	06-1469068				Prohealth Physicians, P.C.	.CT	.OTH	ProHealth Physicians, Inc.	Influence	0.000	UnitedHealth Group Incorporated		4
		.00000	32-0455430				ProHealth Proton Center Management, LLC	.DE	NIA	ProHEALTH Medical Management, LLC	Ownership	100.000	UnitedHealth Group Incorporated		
		.00000	47-5661535				ProHEALTH Urgent Care Medicine of New Jersey LLP	.NJ	.OTH	Physician(s) owned	Influence	0.000	UnitedHealth Group Incorporated		4
		.00000	46-1883579				ProHEALTH Urgent Care Medicine, PLLC	.NY	.OTH	PROHEALTH CARE ASSOCIATES, L.L.P.	Influence	0.000	UnitedHealth Group Incorporated		4

41.16

SCHEDULE Y
PART 1A - DETAIL OF INSURANCE HOLDING COMPANY SYSTEM

1	2	3	4	5	6	7	8	9	10	11	12	13	14	15	16
Group Code	Group Name	NAIC Company Code	ID Number	Federal RSSD	CIK	Name of Securities Exchange if Publicly Traded (U.S. or International)	Names of Parent, Subsidiaries Or Affiliates	Domi-ciliary Location	Relation-ship to Reporting Entity	Directly Controlled by (Name of Entity/Person)	Type of Control (Ownership, Board, Management, Attorney-in-Fact, Influence, Other)	If Control is Ownership Provide Percentage	Ultimate Controlling Entity(ies)/Person(s)	Is an SCA Filing Re-quired? (Y/N)	*
		.00000					Promotora Country S.A.	.COL	NIA	Banmédica S.A.	Ownership	50.000	UnitedHealth Group Incorporated		3
		.00000	22-3493126				Pronounced Health Solutions, Inc.	.DE	NIA	My Wellness Solutions, LLC	Ownership	100.000	UnitedHealth Group Incorporated		
		.00000	98-1444638				Prosemedic S.A.C.	.PER	NIA	Pacifico S.A. Entidad Prestadora de Salud	Ownership	80.000	UnitedHealth Group Incorporated		1
		.00000	90-0876656				PS Center, LLC	.CA	NIA	Beach Surgical Holdings II LLC	Influence	100.000	UnitedHealth Group Incorporated		5
		.00000	62-1488737				Pueblo Ambulatory Surgery Center, LLC	.CO	NIA	SC Affiliates, LLC	Ownership	100.000	UnitedHealth Group Incorporated		
		.00000	93-1068319				Pueblo-SCA Surgery Center, LLC	.DE	NIA	SC Affiliates, LLC	Ownership	100.000	UnitedHealth Group Incorporated		
		.00000					Pulse Platform, LLC	.DE	NIA	Rally Health, Inc.	Ownership	100.000	UnitedHealth Group Incorporated		
		.00000	46-3901920				QoL Acquisition Holdings Corp.	.DE	NIA	Genoa Healthcare, Inc.	Ownership	100.000	UnitedHealth Group Incorporated		
		.00000	52-2016292				Quality Software Services, Inc.	.MD	NIA	OptumInsight, Inc.	Ownership	100.000	UnitedHealth Group Incorporated		
		.00000	35-2493256				Rally Health, Inc.	.DE	NIA	Optum Digital Health Holdings, LLC	Ownership	100.000	UnitedHealth Group Incorporated		
		.00000	80-0947972				Real Appeal, Inc.	.DE	NIA	Rally Health, Inc.	Ownership	100.000	UnitedHealth Group Incorporated		
		.00000					Recaudación y Cobranzas Honodav Ltda.	.CHL	NIA	Clínica Dávila y Servicios Médicos S.A.	Ownership	99.000	UnitedHealth Group Incorporated		
		.00000					Recaudación y Cobranzas Honodav Ltda.	.CHL	NIA	Servicios Integrados de Salud Ltda.	Ownership	1.000	UnitedHealth Group Incorporated		
		.00000	94-3115625				Redlands Ambulatory Surgery Center	.CA	NIA	Redlands-SCA Surgery Centers, Inc.	Ownership	54.000	UnitedHealth Group Incorporated		2
		.00000					Redlands Family Practice Medical Group, Inc.	.CA	OTH	Physician(s) owned	Influence	0.000	UnitedHealth Group Incorporated		4
		.00000	56-2627067				Redlands-SCA Surgery Centers, Inc.	.CA	NIA	SC Affiliates, LLC	Ownership	100.000	UnitedHealth Group Incorporated		
		.00000	22-2912515				Reliant Medical Group, Inc.	.MA	OTH	Reliant MSO, LLC	Influence	0.000	UnitedHealth Group Incorporated		4
		.00000	82-3745100				Reliant MSO, LLC	.DE	NIA	Collaborative Care Holdings, LLC	Ownership	100.000	UnitedHealth Group Incorporated		
		.00000	32-0543788				Renai Health Holdings, Inc.	.DE	NIA	UnitedHealth Group Ventures, LLC	Ownership	100.000	UnitedHealth Group Incorporated		
		.00000	82-3161933				Renai Health IPA, LLC	.DE	NIA	Renai Health Holdings, Inc.	Ownership	100.000	UnitedHealth Group Incorporated		
		.00000	82-3130872				Renai Health Management, LLC	.DE	NIA	Renai Health Holdings, Inc.	Ownership	100.000	UnitedHealth Group Incorporated		
		.00000	46-0758315				River Valley ASC, LLC	.CT	NIA	SCA-River Valley, LLC	Ownership	57.540	UnitedHealth Group Incorporated		2
		.00000	32-0500242				Riverside Medical Management, LLC	.DE	NIA	ProHEALTH Medical Management, LLC	Ownership	100.000	UnitedHealth Group Incorporated		
		.00000	22-3624559				Riverside Pediatric Group, P.C.	.NJ	OTH	Physician(s) owned	Influence	0.000	UnitedHealth Group Incorporated		4
		.00000	86-0857176				Robert B. McBeath, M.D. II, P.C.	.NV	OTH	Physician(s) owned	Influence	0.000	UnitedHealth Group Incorporated		4
		.00000					Robert B. McBeath, M.D. III, P.C.	.NV	OTH	Physician(s) owned	Influence	0.000	UnitedHealth Group Incorporated		4
		.00000					Robert B. McBeath, M.D., Professional Corporation	.NV	OTH	Physician(s) owned	Influence	0.000	UnitedHealth Group Incorporated		4
.0707	UnitedHealth Group Incorporated	.95482	84-0614905				Rocky Mountain Health Maintenance Organization, Incorporated	.CO	IA	United HealthCare Services, Inc.	Ownership	100.000	UnitedHealth Group Incorporated		
		.00000	84-1009248				Rocky Mountain Health Management Corporation	.CO	NIA	Rocky Mountain Health Maintenance Organization, Incorporated	Ownership	100.000	UnitedHealth Group Incorporated		
.0707	UnitedHealth Group Incorporated	.47004	84-1224718				Rocky Mountain HealthCare Options, Inc.	.CO	IA	Organization, Incorporated	Ownership	100.000	UnitedHealth Group Incorporated		
		.00000	45-4148369				ROCS Holdings, LLC	.IN	NIA	SCA ROCS Holdings, LLC	Influence	49.000	UnitedHealth Group Incorporated		5
		.00000					Saden S.A.	.CHL	NIA	Banmédica S.A.	Ownership	99.920	UnitedHealth Group Incorporated		
		.00000					Saden S.A.	.CHL	NIA	Clínica Dávila y Servicios Médicos S.A.	Ownership	0.080	UnitedHealth Group Incorporated		
		.00000	74-2462470				Salem Surgery Center, LLC	.OR	NIA	Surgicare of Salem, LLC	Ownership	67.000	UnitedHealth Group Incorporated		2
		.00000	45-2219585				Salveo Specialty Pharmacy, Inc.	.DE	NIA	OptumRx Administrative Services, LLC	Ownership	100.000	UnitedHealth Group Incorporated		
		.00000	77-0322251				San Diego Endoscopy Center	.CA	NIA	Endoscopy Center Affiliates, Inc.	Influence	42.000	UnitedHealth Group Incorporated		5
		.00000					San Diego Sports and Minimally Invasive Surgery Center, LLC	.DE	NIA	SCA-San Diego, Inc.	Influence	31.608	UnitedHealth Group Incorporated		5
		.00000	26-0287192				Sand Lake SurgiCenter, LLC	.FL	NIA	SCA-Sand Lake, LLC	Ownership	52.450	UnitedHealth Group Incorporated		2
		.00000	91-2127820				Santa Cruz Endoscopy Center, LLC	.CA	NIA	SCA Pacific Holdings, Inc.	Ownership	50.000	UnitedHealth Group Incorporated		2
		.00000					Santa Helena Assistência Médica S.A.	.BRA	NIA	Elual Participações S.A.	Ownership	65.210	UnitedHealth Group Incorporated		2
		.00000					Santa Helena Assistência Médica S.A.	.BRA	NIA	Anil Assistência Médica Internacional S.A.	Ownership	33.600	UnitedHealth Group Incorporated		2
		.00000					Santa Helena Assistência Médica S.A.	.BRA	NIA	Anil Assistência Médica Internacional S.A.	Ownership	33.600	UnitedHealth Group Incorporated		2
		.00000					Santos Administração e Participações S.A.	.BRA	NIA		Ownership	100.000	UnitedHealth Group Incorporated		
		.00000	27-4028885				Savvysherpa Administrative Services, LLC	.MN	NIA	Savvysherpa, LLC	Ownership	100.000	UnitedHealth Group Incorporated		
		.00000					Savvysherpa Asia, Inc.	.PHL	NIA	Savvysherpa, LLC	Ownership	99.990	UnitedHealth Group Incorporated		2
		.00000	41-1934238				Savvysherpa, LLC	.DE	NIA	United HealthCare Services, Inc.	Ownership	100.000	UnitedHealth Group Incorporated		
		.00000	62-1149229				SC Affiliates, LLC	.DE	NIA	Surgical Care Affiliates, LLC	Ownership	100.000	UnitedHealth Group Incorporated		

41.17

SCHEDULE Y
PART 1A - DETAIL OF INSURANCE HOLDING COMPANY SYSTEM

1	2	3	4	5	6	7	8	9	10	11	12	13	14	15	16
Group Code	Group Name	NAIC Company Code	ID Number	Federal RSSD	CIK	Name of Securities Exchange if Publicly Traded (U.S. or International)	Names of Parent, Subsidiaries Or Affiliates	Domi-ciliary Location	Relation-ship to Reporting Entity	Directly Controlled by (Name of Entity/Person)	Type of Control (Ownership, Board, Management, Attorney-in-Fact, Influence, Other)	If Control is Owner-ship Provide Percen-tage	Ultimate Controlling Entity(ies)/Person(s)	Is an SCA Filing Re-quired? (Y/N)	*
		.00000	47-5537316				SCA Athens, LLC	DE	NIA	SC Affiliates, LLC	Ownership	100.000	UnitedHealth Group Incorporated		
		.00000	47-5014406				SCA Austin Holdings, LLC	DE	NIA	SC Affiliates, LLC	Ownership	100.000	UnitedHealth Group Incorporated		
		.00000	45-4230864				SCA BOSC Holdings, LLC	DE	NIA	National Surgery Centers, LLC	Ownership	25.000	UnitedHealth Group Incorporated		
		.00000	45-4230864				SCA BOSC Holdings, LLC	DE	NIA	SC Affiliates, LLC	Ownership	25.000	UnitedHealth Group Incorporated		
		.00000	45-4230864				SCA BOSC Holdings, LLC	DE	NIA	SunSurgery, LLC	Ownership	25.000	UnitedHealth Group Incorporated		
		.00000	45-4230864				SCA BOSC Holdings, LLC	DE	NIA	Surgery Center Holding, LLC	Ownership	25.000	UnitedHealth Group Incorporated		
		.00000	47-2110605				SCA California Surgical Holdings, LLC	DE	NIA	National Surgery Centers, LLC	Ownership	100.000	UnitedHealth Group Incorporated		
		.00000	47-3916468				SCA Capital, LLC	DE	NIA	Surgical Care Affiliates, LLC	Ownership	100.000	UnitedHealth Group Incorporated		
		.00000	47-5030792				SCA Cedar Park Holdings, LLC	DE	NIA	SCA Austin Holdings, LLC	Ownership	100.000	UnitedHealth Group Incorporated		
		.00000	04-3170801				SCA Danbury Surgical Center, LLC	DE	NIA	SunSurgery, LLC	Ownership	67.000	UnitedHealth Group Incorporated		2
		.00000	62-1535981				SCA Development, LLC	DE	NIA	SC Affiliates, LLC	Ownership	100.000	UnitedHealth Group Incorporated		
		.00000	98-1372069				SCA eCode Solutions Private Limited	IND	NIA	eCode Solutions, LLC	Ownership	99.990	UnitedHealth Group Incorporated		2
		.00000	45-4230987				SCA EHSC Holdings, LLC	DE	NIA	National Surgery Centers, LLC	Ownership	25.000	UnitedHealth Group Incorporated		
		.00000	45-4230987				SCA EHSC Holdings, LLC	DE	NIA	SC Affiliates, LLC	Ownership	25.000	UnitedHealth Group Incorporated		
		.00000	45-4230987				SCA EHSC Holdings, LLC	DE	NIA	SunSurgery, LLC	Ownership	25.000	UnitedHealth Group Incorporated		
		.00000	45-4230987				SCA EHSC Holdings, LLC	DE	NIA	Surgery Center Holding, LLC	Ownership	25.000	UnitedHealth Group Incorporated		
		.00000	47-5512838				SCA EWASC Holdings, LLC	DE	NIA	National Surgery Centers, LLC	Ownership	25.000	UnitedHealth Group Incorporated		
		.00000	47-5512838				SCA EWASC Holdings, LLC	DE	NIA	SC Affiliates, LLC	Ownership	25.000	UnitedHealth Group Incorporated		
		.00000	47-5512838				SCA EWASC Holdings, LLC	DE	NIA	SunSurgery, LLC	Ownership	25.000	UnitedHealth Group Incorporated		
		.00000	47-5512838				SCA EWASC Holdings, LLC	DE	NIA	Surgery Center Holding, LLC	Ownership	25.000	UnitedHealth Group Incorporated		
		.00000	47-5064834				SCA Hays Holdings, LLC	DE	NIA	SCA Austin Holdings, LLC	Ownership	100.000	UnitedHealth Group Incorporated		
		.00000					SCA Heartland Holdings, LLC	DE	NIA	SC Affiliates, LLC	Ownership	100.000	UnitedHealth Group Incorporated		
		.00000	36-4869243				SCA HoldCo, Inc.	DE	NIA	Collaborative Care Holdings, LLC	Ownership	100.000	UnitedHealth Group Incorporated		
		.00000	27-1664837				SCA Holding Company, Inc.	DE	NIA	SCA Surgery Holdings, LLC	Ownership	100.000	UnitedHealth Group Incorporated		
		.00000	47-1256943				SCA Holdings, Inc.	CA	NIA	National Surgery Centers, LLC	Ownership	100.000	UnitedHealth Group Incorporated		
		.00000	45-4240475				SCA IEC Holdings, LLC		NIA	National Surgery Centers, LLC	Ownership	25.000	UnitedHealth Group Incorporated		2
		.00000	45-4240475				SCA IEC Holdings, LLC	DE	NIA	SC Affiliates, LLC	Ownership	25.000	UnitedHealth Group Incorporated		2
		.00000	45-4240475				SCA IEC Holdings, LLC	DE	NIA	SunSurgery, LLC	Ownership	25.000	UnitedHealth Group Incorporated		
		.00000	45-4240475				SCA IEC Holdings, LLC	DE	NIA	Surgery Center Holding, LLC	Ownership	25.000	UnitedHealth Group Incorporated		
		.00000	45-2684108				SCA Indiana Holdings, LLC	DE	NIA	National Surgery Centers, LLC	Ownership	25.000	UnitedHealth Group Incorporated		
		.00000	45-2684108				SCA Indiana Holdings, LLC	DE	NIA	SC Affiliates, LLC	Ownership	25.000	UnitedHealth Group Incorporated		
		.00000	45-2684108				SCA Indiana Holdings, LLC	DE	NIA	SunSurgery, LLC	Ownership	25.000	UnitedHealth Group Incorporated		
		.00000	45-2684108				SCA Indiana Holdings, LLC	DE	NIA	Surgery Center Holding, LLC	Ownership	25.000	UnitedHealth Group Incorporated		
		.00000	20-8116987				SCA Nashville ASC, LLC	TN	NIA	Nashville-SCA Surgery Centers, Inc.	Ownership	99.000	UnitedHealth Group Incorporated		
		.00000	20-8116987				SCA Nashville ASC, LLC	TN	NIA	SC Affiliates, LLC	Ownership	1.000	UnitedHealth Group Incorporated		
		.00000	62-1505276				SCA of Clarksville, Inc.	TN	NIA	Surgical Health, LLC	Ownership	100.000	UnitedHealth Group Incorporated		
		.00000	27-1707364				SCA Pacific Holdings, Inc.	CA	NIA	SC Affiliates, LLC	Ownership	100.000	UnitedHealth Group Incorporated		
		.00000	46-1686425				SCA Pennsylvania Holdings, LLC	DE	NIA	Surgery Center Holding, LLC	Ownership	100.000	UnitedHealth Group Incorporated		
							SCA Premier Surgery Center of Louisville, LLC								
		.00000	72-1386840					DE	NIA	SC Affiliates, LLC	Ownership	100.000	UnitedHealth Group Incorporated		
		.00000	81-5211225				SCA Rockledge JV, LLC	DE	NIA	SCA-Merriitt, LLC	Ownership	97.000	UnitedHealth Group Incorporated		2
		.00000	45-4252645				SCA ROCs Holdings, LLC	DE	NIA	National Surgery Centers, LLC	Ownership	25.000	UnitedHealth Group Incorporated		
		.00000	45-4252645				SCA ROCs Holdings, LLC	DE	NIA	SC Affiliates, LLC	Ownership	25.000	UnitedHealth Group Incorporated		
		.00000	45-4252645				SCA ROCs Holdings, LLC	DE	NIA	SunSurgery, LLC	Ownership	25.000	UnitedHealth Group Incorporated		
		.00000	45-4252645				SCA ROCs Holdings, LLC	DE	NIA	Surgery Center Holding, LLC	Ownership	25.000	UnitedHealth Group Incorporated		
		.00000	47-4928368				SCA Southwestern PA, LLC	DE	NIA	SC Affiliates, LLC	Ownership	100.000	UnitedHealth Group Incorporated		
		.00000	47-3165040				SCA Specialists of Florida, LLC	DE	NIA	SCA Surgery Holdings, LLC	Ownership	100.000	UnitedHealth Group Incorporated		
		.00000	46-4898819				SCA SSC Holdings, LLC	DE	NIA	National Surgery Centers, LLC	Ownership	25.000	UnitedHealth Group Incorporated		
		.00000	46-4898819				SCA SSC Holdings, LLC	DE	NIA	SC Affiliates, LLC	Ownership	25.000	UnitedHealth Group Incorporated		
		.00000	46-4898819				SCA SSC Holdings, LLC	DE	NIA	SunSurgery, LLC	Ownership	25.000	UnitedHealth Group Incorporated		
		.00000	46-4898819				SCA SSC Holdings, LLC	DE	NIA	Surgery Center Holding, LLC	Ownership	25.000	UnitedHealth Group Incorporated		
		.00000	45-4266502				SCA SSSC Holdings, LLC	DE	NIA	National Surgery Centers, LLC	Ownership	25.000	UnitedHealth Group Incorporated		
		.00000	45-4266502				SCA SSSC Holdings, LLC	DE	NIA	SC Affiliates, LLC	Ownership	25.000	UnitedHealth Group Incorporated		
		.00000	45-4266502				SCA SSSC Holdings, LLC	DE	NIA	SunSurgery, LLC	Ownership	25.000	UnitedHealth Group Incorporated		

41.18

SCHEDULE Y
PART 1A - DETAIL OF INSURANCE HOLDING COMPANY SYSTEM

1	2	3	4	5	6	7	8	9	10	11	12	13	14	15	16
Group Code	Group Name	NAIC Company Code	ID Number	Federal RSSD	CIK	Name of Securities Exchange if Publicly Traded (U.S. or International)	Names of Parent, Subsidiaries Or Affiliates	Domi-ciliary Loca-tion	Rela-tion-ship to Reporting Entity	Directly Controlled by (Name of Entity/Person)	Type of Control (Ownership, Board, Management, Attorney-in-Fact, Influence, Other)	If Control is Owner-ship Provide Percen-tage	Ultimate Controlling Entity(ies)/Person(s)	Is an SCA Filing Re-quired? (Y/N)	*
		.00000	45-4266502				SCA SSSC Holdings, LLC	DE	NIA	Surgery Center Holding, LLC	Ownership	25.000	UnitedHealth Group Incorporated		
		.00000	47-5038680				SCA Stonegate Holdings, LLC	DE	NIA	SCA Austin Holdings, LLC	Ownership	100.000	UnitedHealth Group Incorporated		
		.00000	63-1286887				SCA Surgery Center of Cullman, LLC	DE	NIA	SC Affiliates, LLC	Ownership	100.000	UnitedHealth Group Incorporated		
		.00000	26-2602268				SCA Surgery Holdings, LLC	DE	NIA	Surgical Care Affiliates, LLC	Ownership	100.000	UnitedHealth Group Incorporated		
		.00000	46-4774546				SCA Surgery Partners, LLC	DE	NIA	National Surgery Centers, LLC	Ownership	100.000	UnitedHealth Group Incorporated		
		.00000	75-2501088				SCA Surgicare of Laguna Hills, LLC	DE	NIA	Surgery Center Holding, LLC	Ownership	100.000	UnitedHealth Group Incorporated		5
		.00000	27-2096767				SCA Teammate Support Network		NIA	Surgical Care Affiliates, LLC	Ownership	100.000	UnitedHealth Group Incorporated		
		.00000	74-2555097				SCA-Albuquerque Surgery Properties, Inc.		NIA	SC Affiliates, LLC	Ownership	100.000	UnitedHealth Group Incorporated		2
		.00000	47-1807383				SCA-Alliance, LLC		NIA	SCA Surgery Holdings, LLC	Ownership	100.000	UnitedHealth Group Incorporated		2
		.00000	82-4763869				SCA-Anne Arundel, LLC	DE	NIA	SC Affiliates, LLC	Ownership	100.000	UnitedHealth Group Incorporated		2
		.00000	82-3857984				SCA-Bethesda, LLC	DE	NIA	SC Affiliates, LLC	Ownership	100.000	UnitedHealth Group Incorporated		
		.00000	62-1530120				SCA-Blue Ridge, LLC		NIA	SC Affiliates, LLC	Ownership	100.000	UnitedHealth Group Incorporated		
		.00000					SCA-Bonita Springs, LLC		NIA	SC Affiliates, LLC	Ownership	100.000	UnitedHealth Group Incorporated		
		.00000	82-1980137				SCA-Brandon, LLC		NIA	SC Affiliates, LLC	Ownership	50.980	UnitedHealth Group Incorporated		2
		.00000	81-3336088				SCA-Brazil, LLC		NIA	SC Affiliates, LLC	Ownership	100.000	UnitedHealth Group Incorporated		
		.00000	83-1094012				SCA-Castle Rock, LLC		NIA	SC Affiliates, LLC	Ownership	100.000	UnitedHealth Group Incorporated		
		.00000	47-1535510				SCA-Central Florida, LLC		NIA	SC Affiliates, LLC	Ownership	55.360	UnitedHealth Group Incorporated		2
		.00000	58-1709758				SCA-Charleston, LLC		NIA	SCA Surgery Holdings, LLC	Ownership	100.000	UnitedHealth Group Incorporated		
		.00000	82-4511713				SCA-Chatham, LLC		NIA	SC Affiliates, LLC	Ownership	100.000	UnitedHealth Group Incorporated		
		.00000	83-1093626				SCA-Cherry Creek, LLC		NIA	SC Affiliates, LLC	Ownership	100.000	UnitedHealth Group Incorporated		
		.00000	81-3301058				SCA-Chevy Chase, LLC		NIA	SC Affiliates, LLC	Ownership	100.000	UnitedHealth Group Incorporated		
		.00000	62-1516306				SCA-Citrus, Inc.		NIA	SC Affiliates, LLC	Ownership	100.000	UnitedHealth Group Incorporated		
		.00000	93-1047471				SCA-Colorado Springs, LLC		NIA	SC Affiliates, LLC	Ownership	100.000	UnitedHealth Group Incorporated		
		.00000	83-1585952				SCA-Connecticut Partners, LLC		NIA	SunSurgery, LLC	Ownership	100.000	UnitedHealth Group Incorporated		
		.00000	47-4028383				SCA-Davenport, LLC		NIA	SC Affiliates, LLC	Ownership	100.000	UnitedHealth Group Incorporated		
		.00000	82-1470227				SCA-Derry, LLC	DE	NIA	SC Affiliates, LLC	Ownership	78.873	UnitedHealth Group Incorporated		2
		.00000	81-3734814				SCA-Doral, LLC	DE	NIA	SC Affiliates, LLC	Ownership	100.000	UnitedHealth Group Incorporated		
		.00000	83-1093886				SCA-DRY CREEK, LLC	DE	NIA	SC Affiliates, LLC	Ownership	100.000	UnitedHealth Group Incorporated		
		.00000	83-1102015				SCA-DTC Holdings, LLC	DE	NIA	SC Affiliates, LLC	Ownership	100.000	UnitedHealth Group Incorporated		
		.00000	81-1594261				SCA-Dublin, LLC	DE	NIA	SC Affiliates, LLC	Ownership	100.000	UnitedHealth Group Incorporated		
		.00000	81-3301305				SCA-Encinitas, Inc.	DE	NIA	Surgical Health, LLC	Ownership	100.000	UnitedHealth Group Incorporated		
.0707	UnitedHealth Group Incorporated	.00000	62-1541235				SCA-Eugene, Inc.	TN	NIA	SC Affiliates, LLC	Ownership	100.000	UnitedHealth Group Incorporated		
		.00000					SCA-First Coast, LLC	DE	NIA	SC Affiliates, LLC	Ownership	100.000	UnitedHealth Group Incorporated		
		.00000	62-1551099				SCA-Florence, LLC	DE	NIA	SC Affiliates, LLC	Ownership	100.000	UnitedHealth Group Incorporated		
		.00000	93-1067967				SCA-Fort Collins, Inc.	CO	NIA	SC Affiliates, LLC	Ownership	100.000	UnitedHealth Group Incorporated		
		.00000	62-1502719				SCA-Fort Walton, Inc.	TN	NIA	SC Affiliates, LLC	Ownership	100.000	UnitedHealth Group Incorporated		
		.00000	47-3641516				SCA-Franklin, LLC		NIA	SC Affiliates, LLC	Ownership	100.000	UnitedHealth Group Incorporated		1
		.00000	81-2727879				SCA-Frederick, LLC		NIA	SC Affiliates, LLC	Ownership	100.000	UnitedHealth Group Incorporated		
		.00000	82-3535257				SCA-Freeway Holdings, LLC		NIA	SC Affiliates, LLC	Ownership	100.000	UnitedHealth Group Incorporated		
		.00000					SCA-Ft. Myers, LLC		NIA	SC Affiliates, LLC	Ownership	100.000	UnitedHealth Group Incorporated		
		.00000	62-1547690				SCA-Gainesville, LLC		NIA	SC Affiliates, LLC	Ownership	100.000	UnitedHealth Group Incorporated		2
		.00000	81-1956407				SCA-Gladiolus, LLC	DE	NIA	SC Affiliates, LLC	Ownership	100.000	UnitedHealth Group Incorporated		2
		.00000	82-1438326				SCA-GRANTS PASS, LLC	DE	NIA	SC Affiliates, LLC	Ownership	100.000	UnitedHealth Group Incorporated		
		.00000	81-2376695				SCA-Grove Place, LLC	DE	NIA	SC Affiliates, LLC	Ownership	100.000	UnitedHealth Group Incorporated		
		.00000	47-3466283				SCA-Hagerstown, LLC	DE	NIA	SC Affiliates, LLC	Ownership	100.000	UnitedHealth Group Incorporated		2
		.00000	81-4605501				SCA-Hamden, LLC	DE	NIA	SC Affiliates, LLC	Ownership	100.000	UnitedHealth Group Incorporated		2
		.00000	47-5229514				SCA-Hilton Head, LLC	DE	NIA	SC Affiliates, LLC	Ownership	100.000	UnitedHealth Group Incorporated		5
		.00000	62-1506650				SCA-Honolulu, LLC	DE	NIA	SC Affiliates, LLC	Ownership	100.000	UnitedHealth Group Incorporated		
		.00000	81-3445356				SCA-Houston Executive, LLC	DE	NIA	SCA Pacific Holdings, Inc.	Ownership	100.000	UnitedHealth Group Incorporated		
		.00000	81-4905342				SCAI Holdings, LLC	DE	NIA	SCA HoldCo, Inc.	Ownership	100.000	UnitedHealth Group Incorporated		
		.00000	81-1666861				SCA-Illinois, LLC	DE	NIA	SCA Surgery Holdings, LLC	Ownership	100.000	UnitedHealth Group Incorporated		2
		.00000	47-3930052				SCA-IT Holdings, LLC	DE	NIA	SC Affiliates, LLC	Ownership	100.000	UnitedHealth Group Incorporated		
		.00000	83-1102109				SCA-Kissing Camels Holdings, LLC	DE	NIA	SC Affiliates, LLC	Ownership	100.000	UnitedHealth Group Incorporated		
		.00000	81-4292506				SCA-Main Street, LLC	DE	NIA	SC Affiliates, LLC	Ownership	100.000	UnitedHealth Group Incorporated		

41.19

SCHEDULE Y
PART 1A - DETAIL OF INSURANCE HOLDING COMPANY SYSTEM

1	2	3	4	5	6	7	8	9	10	11	12	13	14	15	16
Group Code	Group Name	NAIC Company Code	ID Number	Federal RSSD	CIK	Name of Securities Exchange if Publicly Traded (U.S. or International)	Names of Parent, Subsidiaries Or Affiliates	Domi-ciliary Location	Relation-ship to Reporting Entity	Directly Controlled by (Name of Entity/Person)	Type of Control (Ownership, Board, Management, Attorney-in-Fact, Influence, Other)	If Control is Owner-ship Provide Per-centage	Ultimate Controlling Entity(ies)/Person(s)	Is an SCA Filing Re-quired? (Y/N)	*
		.00000					SCA-Marina del Rey, LLC	.CA	NIA	SC Affiliates, LLC	Ownership	100.000	UnitedHealth Group Incorporated		
		.00000	81-1367813				SCA-MC VBP, Inc.	.DE	NIA	SC Affiliates, LLC	Ownership	100.000	UnitedHealth Group Incorporated		
		.00000	62-1184188				SCA-Mecklenburg Development Corp.	.NC	NIA	SC Affiliates, LLC	Ownership	100.000	UnitedHealth Group Incorporated		
		.00000	81-4616104				SCA-Memorial City, LLC	.DE	NIA	SC Affiliates, LLC	Ownership	100.000	UnitedHealth Group Incorporated		5
		.00000	81-1771410				SCA-Merritt, LLC	.DE	NIA	SC Affiliates, LLC	Ownership	100.000	UnitedHealth Group Incorporated		5
		.00000	82-2455773				SCA-Midlands, LLC	.DE	NIA	SC Affiliates, LLC	Ownership	100.000	UnitedHealth Group Incorporated		
		.00000	81-2976543				SCA-Midway Management, LLC	.IL	NIA	SC Affiliates, LLC	Ownership	100.000	UnitedHealth Group Incorporated		2
		.00000	83-1093787				SCA-Mile High Holdings, LLC	.DE	NIA	SC Affiliates, LLC	Ownership	100.000	UnitedHealth Group Incorporated		
		.00000	80-0070617				SCA-Mobile, LLC	.DE	NIA	SC Affiliates, LLC	Ownership	100.000	UnitedHealth Group Incorporated		
		.00000	81-1320467				SCA-Mokena Properties, LLC	.DE	NIA	SCA-Mokena, LLC	Ownership	100.000	UnitedHealth Group Incorporated		2
		.00000	81-1065674				SCA-Mokena, LLC	.DE	NIA	SC Affiliates, LLC	Ownership	100.000	UnitedHealth Group Incorporated		
		.00000	62-1506655				SCA-Mt. Pleasant, LLC	.DE	NIA	SC Affiliates, LLC	Ownership	100.000	UnitedHealth Group Incorporated		
		.00000	81-2850365				SCA-Naperville, LLC	.DE	NIA	SC Affiliates, LLC	Ownership	100.000	UnitedHealth Group Incorporated		
		.00000	82-3002171				SCA-Naples, LLC	.DE	NIA	SC Affiliates, LLC	Ownership	100.000	UnitedHealth Group Incorporated		2
		.00000	81-1347328				SCA-ND VBP, Inc.	.DE	NIA	SC Affiliates, LLC	Ownership	100.000	UnitedHealth Group Incorporated		
		.00000	47-4418919				SCA-New Jersey, LLC	.DE	NIA	SC Affiliates, LLC	Ownership	100.000	UnitedHealth Group Incorporated		
		.00000	47-1760663				SCA-Newport Beach, LLC	.CA	NIA	SC Affiliates, LLC	Ownership	100.000	UnitedHealth Group Incorporated		
		.00000					Scanner Centromed S.A.	.CHL	NIA	Administradora Médica Centromed S.A.	Ownership	84.500	UnitedHealth Group Incorporated		2
		.00000	62-1589343				SCA-Northeast Georgia Health, LLC	.TN	NIA	SCA-Gainesville, LLC	Ownership	50.100	UnitedHealth Group Incorporated		2
		.00000	81-3445510				SCA-Palm Beach MSO Holdings, LLC	.DE	NIA	SunSurgery, LLC	Ownership	100.000	UnitedHealth Group Incorporated		
		.00000	82-3050836				SCA-Palm Beach, LLC	.DE	NIA	SC Affiliates, LLC	Ownership	100.000	UnitedHealth Group Incorporated		
		.00000	62-1538850				SCA-Paoli, LLC	.DE	NIA	SC Affiliates, LLC	Ownership	100.000	UnitedHealth Group Incorporated		
		.00000	47-2785908				SCA-Phoenix, LLC	.DE	NIA	SC Affiliates, LLC	Ownership	100.000	UnitedHealth Group Incorporated		
		.00000	47-1620189				SCA-Pocono, LLC	.DE	NIA	SC Affiliates, LLC	Ownership	100.000	UnitedHealth Group Incorporated		2
		.00000	81-4139195				SCA-PORTLAND, LLC	.DE	NIA	SC Affiliates, LLC	Ownership	100.000	UnitedHealth Group Incorporated		
		.00000	81-4304317				SCA-River Valley, LLC	.DE	NIA	SC Affiliates, LLC	Ownership	100.000	UnitedHealth Group Incorporated		
		.00000	47-1647512				SCA-Rockville, LLC	.FL	NIA	SC Affiliates, LLC	Ownership	100.000	UnitedHealth Group Incorporated		
		.00000	81-2963561				SCA-San Diego, Inc.	.DE	NIA	Surgical Health, LLC	Ownership	100.000	UnitedHealth Group Incorporated		2
		.00000	94-3138088				SCA-San Luis Obispo, LLC	.DE	NIA	SC Affiliates, LLC	Ownership	100.000	UnitedHealth Group Incorporated		
		.00000	47-1688578				SCA-Sand Lake, LLC	.FL	NIA	SC Affiliates, LLC	Ownership	100.000	UnitedHealth Group Incorporated		
		.00000	88-0185362				SCA-Santa Rosa, Inc.	.NV	NIA	SC Affiliates, LLC	Ownership	100.000	UnitedHealth Group Incorporated		
		.00000	62-1179532				SCA-Shelby Development Corp.	.TN	NIA	SC Affiliates, LLC	Ownership	100.000	UnitedHealth Group Incorporated		2
		.00000	81-3300613				SCA-Somerset, LLC	.DE	NIA	SCA Surgery Holdings, LLC	Ownership	100.000	UnitedHealth Group Incorporated		2
		.00000	22-3117714				SCA-South Jersey, LLC	.DE	NIA	SC Affiliates, LLC	Ownership	100.000	UnitedHealth Group Incorporated		
		.00000	47-2676325				SCA-Sparta, LLC	.DE	NIA	SC Affiliates, LLC	Ownership	100.000	UnitedHealth Group Incorporated		
		.00000	82-4490088				SCA-Spartanburg Holdings, LLC	.DE	NIA	SC Affiliates, LLC	Ownership	100.000	UnitedHealth Group Incorporated		
		.00000	47-4106989				SCA-St. Louis, LLC	.DE	NIA	Surgical Health, LLC	Ownership	100.000	UnitedHealth Group Incorporated		2
		.00000	82-3270591				SCA-St. Lucie, LLC	.DE	NIA	SC Affiliates, LLC	Ownership	100.000	UnitedHealth Group Incorporated		5
		.00000	81-4371453				SCA-SurgiCare, LLC	.DE	NIA	SC Affiliates, LLC	Ownership	100.000	UnitedHealth Group Incorporated		5
		.00000	81-2455241				SCA-Swiftpath, LLC	.DE	NIA	SC Affiliates, LLC	Ownership	100.000	UnitedHealth Group Incorporated		5
		.00000	82-1987225				SCA-VERTA, LLC	.DE	NIA	SC Affiliates, LLC	Ownership	100.000	UnitedHealth Group Incorporated		2
		.00000	82-2294882				SCA-Wake Forest, LLC	.DE	NIA	SC Affiliates, LLC	Ownership	100.000	UnitedHealth Group Incorporated		
		.00000	82-1449412				SCA-Western Connecticut, LLC	.DE	NIA	SC Affiliates, LLC	Ownership	100.000	UnitedHealth Group Incorporated		
		.00000	82-3689825				SCA-Westover Hills, LLC	.DE	NIA	SC Affiliates, LLC	Ownership	100.000	UnitedHealth Group Incorporated		
		.00000					SCA-Wilmington, LLC	.DE	NIA	SC Affiliates, LLC	Ownership	100.000	UnitedHealth Group Incorporated		
		.00000	47-2890788				SCA-Wilson, LLC	.DE	NIA	SCA Surgery Holdings, LLC	Ownership	100.000	UnitedHealth Group Incorporated		2
		.00000	81-1159878				SCA-Winchester, LLC	.DE	NIA	SC Affiliates, LLC	Ownership	100.000	UnitedHealth Group Incorporated		
		.00000	62-1525777				SCA-Winter Park, Inc.	.TN	NIA	SC Affiliates, LLC	Ownership	100.000	UnitedHealth Group Incorporated		
		.00000	82-3528300				SCA-Woodlands Holdings, LLC	.DE	NIA	SC Affiliates, LLC	Ownership	100.000	UnitedHealth Group Incorporated		5
		.00000	27-2635371				SCP Specialty Infusion, LLC	.DE	NIA	BrioRx Infusion Services, Inc.	Ownership	100.000	UnitedHealth Group Incorporated		
		.00000	45-3629080				Script Relief LLC	.DE	NIA	OptumRxHealth Solutions, LLC	Influence	42.000	UnitedHealth Group Incorporated		5
		.00000	98-1097822				ScriptSwitch Limited	.GBR	NIA	Optum UK Solutions Group Limited	Ownership	100.000	UnitedHealth Group Incorporated		
		.00000	98-1202716				Seisa Serviços Integrados de Saúde Ltda.	.BRA	NIA	Anil Assistência Médica Internacional S.A.	Ownership	99.990	UnitedHealth Group Incorporated		2

41.20

SCHEDULE Y
PART 1A - DETAIL OF INSURANCE HOLDING COMPANY SYSTEM

1	2	3	4	5	6	7	8	9	10	11	12	13	14	15	16
Group Code	Group Name	NAIC Company Code	ID Number	Federal RSSD	CIK	Name of Securities Exchange if Publicly Traded (U.S. or International)	Names of Parent, Subsidiaries Or Affiliates	Domi-ciliary Location	Relation-ship to Reporting Entity	Directly Controlled by (Name of Entity/Person)	Type of Control (Ownership, Board, Management, Attorney-in-Fact, Influence, Other)	If Control is Owner-ship Provide Percen-tage	Ultimate Controlling Entity(ies)/Person(s)	Is an SCA Filing Re-quired? (Y/N)	*
		.00000	98-1202716				Seisa Serviços Integrados de Saúde Ltda.BRA	NIA.....	Cemed Care – Empresa de Atendimento Clínico	Ownership.....	0.000	UnitedHealth Group Incorporated		2
		.00000	42-1709357				Senate Street Surgery Center, LLCIN	NIA.....	Geral Ltda.	Ownership.....	50.720	UnitedHealth Group Incorporated		2
		.00000	27-1533951				Serquinox Holdings LLCDE	NIA.....	SCA SSSC Holdings, LLC	Ownership.....	100.000	UnitedHealth Group Incorporated		
							Serviços de Entrenamiento en Competencias Clínicas Ltda.CHL	NIA.....	BriovaRx Infusion Services, Inc.	Ownership.....		UnitedHealth Group Incorporated		
		.00000					Serviços de Entrenamiento en Competencias Clínicas Ltda.CHL	NIA.....	Clínica Santa María S.A.	Ownership.....	99.900	UnitedHealth Group Incorporated		
		.00000					Serviços Integrados de Salud Ltda.CHL	NIA.....	Sociedad de Inversiones Santa María S.A.	Ownership.....	0.100	UnitedHealth Group Incorporated		
		.00000					Serviços Integrados de Salud Ltda.CHL	NIA.....	Clínica Dávila y Servicios Médicos S.A.	Ownership.....	99.900	UnitedHealth Group Incorporated		2
		.00000					Serviços Médicos Amed Quilpué S.A.CHL	NIA.....	Clínica Santa María S.A.	Ownership.....	0.100	UnitedHealth Group Incorporated		5
		.00000					Serviços Médicos Amed Quilpué S.A.CHL	NIA.....	Centromed Quilpué S.A.	Ownership.....	99.900	UnitedHealth Group Incorporated		
		.00000					Serviços Médicos Amed Quilpué S.A.CHL	NIA.....	Laboratorios Médicos Amed Quilpué S.A.	Ownership.....	0.100	UnitedHealth Group Incorporated		
0707	UnitedHealth Group Incorporated	.00000					Serviços Médicos Bio Bio Limitada	.CHL	NIA.....	Clínica Bio Bio S.A.	Ownership.....	99.000	UnitedHealth Group Incorporated		
		.00000					Serviços Médicos Bio Bio Limitada	.CHL	NIA.....	Saden S.A.	Ownership.....	1.000	UnitedHealth Group Incorporated		
		.00000					Serviços Médicos Ciudad del Mar Ltda.CHL	NIA.....	Clínica Ciudad del Mar S.A.	Ownership.....	99.000	UnitedHealth Group Incorporated		
		.00000					Serviços Médicos Ciudad del Mar Ltda.CHL	NIA.....	Saden S.A.	Ownership.....	1.000	UnitedHealth Group Incorporated		
		.00000					Serviços Médicos Santa María Limitada	.CHL	NIA.....	Sociedad de Inversiones Santa María S.A.	Ownership.....	99.176	UnitedHealth Group Incorporated		
		.00000					Serviços Médicos Santa María Limitada	.CHL	NIA.....	Clínica Santa María S.A.	Ownership.....	0.824	UnitedHealth Group Incorporated		5
		.00000					Serviços Médicos Vespucio Ltda.CHL	NIA.....	Clínica Vespucio S.A.	Ownership.....	99.000	UnitedHealth Group Incorporated		5
		.00000					Serviços Médicos Vespucio Ltda.CHL	NIA.....	Saden S.A.	Ownership.....	1.000	UnitedHealth Group Incorporated		5
		.00000	45-4233576				SharedClarity LLCDE	NIA.....	United HealthCare Services, Inc.	Ownership.....	100.000	UnitedHealth Group Incorporated		5
		.00000	58-1978974				SHC Atlanta, LLCDE	NIA.....	Surgical Health, LLC	Ownership.....	100.000	UnitedHealth Group Incorporated		5
		.00000	58-2013443				SHC Austin, Inc.GA	NIA.....	Surgical Health, LLC	Ownership.....	100.000	UnitedHealth Group Incorporated		5
		.00000	58-2062812				SHC Hawthorn, Inc.GA	NIA.....	Surgical Health, LLC	Ownership.....	100.000	UnitedHealth Group Incorporated		5
		.00000	58-2101924				SHC Melbourne, Inc.		NIA.....	Surgical Health, LLC	Ownership.....	100.000	UnitedHealth Group Incorporated		
		.00000	62-1223273				Shelby Surgery Properties, Inc.TN	NIA.....	SC Affiliates, LLC	Ownership.....	100.000	UnitedHealth Group Incorporated		
0707	UnitedHealth Group Incorporated	.71420	94-0734860				Sierra Health and Life Insurance Company, Inc.NV	IA.....	Sierra Health Services, Inc.	Ownership.....	100.000	UnitedHealth Group Incorporated		5
		.00000	88-0200415				Sierra Health Services, Inc.NV	NIA.....	UnitedHealthcare, Inc.	Ownership.....	100.000	UnitedHealth Group Incorporated		
		.00000	88-0254322				Sierra Health-Care Options, Inc.NV	NIA.....	Sierra Health Services, Inc.	Ownership.....	100.000	UnitedHealth Group Incorporated		2
		.00000	88-0385705				Sierra Home Medical Products, Inc.NV	NIA.....	Sierra Health Services, Inc.	Ownership.....	100.000	UnitedHealth Group Incorporated		2
		.00000	88-0264562				Sierra Nevada Administrators, Inc.NV	NIA.....	Sierra Health Services, Inc.	Ownership.....	100.000	UnitedHealth Group Incorporated		5
		.00000					Sistema de Administración Hospitalaria S.A.C.PER	NIA.....	Pacifico S.A. Entidad Prestadora de Salud	Ownership.....	99.870	UnitedHealth Group Incorporated		1
		.00000					Sobam – Centro Médico Hospitalar S.A.BRA	IA.....	Santa Helena Assistência Médica S.A.	Ownership.....	100.000	UnitedHealth Group Incorporated		2
		.00000	98-1453235				Sociedad de Inversiones Santa María S.A.CHL	NIA.....	Clínica Santa María S.A.	Ownership.....	99.743	UnitedHealth Group Incorporated		2
		.00000	98-1453235				Sociedad de Inversiones Santa María S.A.CHL	NIA.....	Clínica Dávila y Servicios Médicos S.A.	Ownership.....	0.257	UnitedHealth Group Incorporated		2
		.00000	98-1462570				Sociedad Editorial para la Ciencia Limitada.COL	NIA.....	Banmédica S.A.	Ownership.....	76.290	UnitedHealth Group Incorporated		2
		.00000	20-8433398				Somerset Outpatient Surgery, L.L.C.NJ	NIA.....	SCA-Somerset, LLC	Ownership.....	59.999	UnitedHealth Group Incorporated		2
		.00000	88-0201420				Southwest Medical Associates, Inc.NV	NIA.....	Sierra Health Services, Inc.	Ownership.....	100.000	UnitedHealth Group Incorporated		
		.00000	38-2609888				Southwest Michigan Health Network Inc.		NIA.....	UnitedHealthcare, Inc.	Ownership.....	100.000	UnitedHealth Group Incorporated		2
		.00000	36-4369359				Southwest Surgery Center, LLCIL	NIA.....	SCA-Mokena, LLC	Ownership.....	44.670	UnitedHealth Group Incorporated		2
		.00000	75-2516426				Space Coast Surgical Center, Ltd.FL	NIA.....	SCA Rockledge JV, LLC	Ownership.....	52.190	UnitedHealth Group Incorporated		2
		.00000	57-0953005				Spartanburg Surgery Center, LLCSC	NIA.....	SCA-Spartanburg Holdings, LLC	Influence.....	10.700	UnitedHealth Group Incorporated		5
		.00000	55-0790742				Specialists in Urology Surgery Center, LLCFL	NIA.....	SCA Specialists of Florida, LLC	Ownership.....	100.000	UnitedHealth Group Incorporated		5
		.00000	25-1868213				Specialized Pharmaceuticals, Inc.PA	NIA.....	QoL Acquisition Holdings Corp.	Ownership.....	100.000	UnitedHealth Group Incorporated		5
		.00000	41-1921983				Specialty Benefits, LLCDE	NIA.....	United HealthCare Services, Inc.	Ownership.....	100.000	UnitedHealth Group Incorporated		5
		.00000	20-3412545				Specialty Surgical Center, LLCNJ	NIA.....	SCA-Sparta, LLC	Ownership.....	51.000	UnitedHealth Group Incorporated		2
		.00000	71-0886811				Spectera of New York, IPA, Inc.NY	NIA.....	Spectera, Inc.	Ownership.....	100.000	UnitedHealth Group Incorporated		
		.00000	52-1260282				Spectera, Inc.MD	NIA.....	Specialty Benefits, LLC	Ownership.....	100.000	UnitedHealth Group Incorporated		5
		.00000	81-1387232				SPINETRACK 20/20, Inc.CA	NIA.....	SCA-ND VBP, Inc.	Ownership.....	100.000	UnitedHealth Group Incorporated		
		.00000					Sports and Spinal Physical Therapy, Inc.DC	NIA.....	Orthology, Inc.	Ownership.....	100.000	UnitedHealth Group Incorporated		5
		.00000	46-5587702				Spotlite, Inc.DE	NIA.....	Rally Health, Inc.	Ownership.....	100.000	UnitedHealth Group Incorporated		5

41.21

SCHEDULE Y
PART 1A - DETAIL OF INSURANCE HOLDING COMPANY SYSTEM

1	2	3	4	5	6	7	8	9	10	11	12	13	14	15	16
Group Code	Group Name	NAIC Company Code	ID Number	Federal RSSD	CIK	Name of Securities Exchange if Publicly Traded (U.S. or International)	Names of Parent, Subsidiaries Or Affiliates	Domi-ciliary Location	Relation-ship to Reporting Entity	Directly Controlled by (Name of Entity/Person)	Type of Control (Ownership, Board, Management, Attorney-in-Fact, Influence, Other)	If Control is Ownership Provide Percentage	Ultimate Controlling Entity(ies)/Person(s)	Is an SCA Filing Re-quired? (Y/N)	*
		.00000	62-1770924				SRPS, LLC		NIA	Progressive Enterprises Holdings, Inc.	Ownership	100.000	UnitedHealth Group Incorporated		
		.00000	45-4148167				SSSC Holdings, LLC		NIA	SCA SSSC Holdings, LLC	Influence	49.000	UnitedHealth Group Incorporated		5
		.00000	75-2201400				St. Cloud Outpatient Surgery, Ltd., a Minnesota Limited Partnership	..MN	NIA	St. Cloud Surgical Center, LLC	Influence	23.383	UnitedHealth Group Incorporated		5
		.00000	41-1348916				St. Cloud Surgical Center, LLC	..DE	NIA	Surgery Center Holding, LLC	Ownership	100.000	UnitedHealth Group Incorporated		
		.00000	20-1211544				Stonegate Surgery Center, L.P.	..TX	NIA	SCA Stonegate Holdings, LLC	Ownership	56.834	UnitedHealth Group Incorporated		2
		.00000	27-2944223				Streamlines Health, LLC		NIA	Savvysherpa, LLC	Ownership	100.000	UnitedHealth Group Incorporated		
		.00000	06-1082848				SunSurgery, LLC		NIA	Surgical Care Affiliates, LLC	Ownership	100.000	UnitedHealth Group Incorporated		
		.00000	82-5207693				Surgery Center at Kissing Camels, LLC		NIA	SCA-Kissing Camels Holdings, LLC	Ownership	55.000	UnitedHealth Group Incorporated		2
		.00000	62-1739361				Surgery Center Holding, LLC		NIA	Surgical Care Affiliates, LLC	Ownership	100.000	UnitedHealth Group Incorporated		
		.00000	45-0581955				Surgery Center of Athens, LLC	..GA	NIA	Athens ASC Holdings, LLC	Ownership	100.000	UnitedHealth Group Incorporated		
		.00000	62-1509341				Surgery Center of Boca Raton, Inc.	..FL	NIA	Surgical Health, LLC	Ownership	100.000	UnitedHealth Group Incorporated		
		.00000	62-1506370				Surgery Center of Clarksville, L.P.		NIA	Surgical Health, LLC	Ownership	99.900	UnitedHealth Group Incorporated		2
		.00000	63-1214140				Surgery Center of Colorado Springs, LLC		NIA	SC Affiliates, LLC	Ownership	100.000	UnitedHealth Group Incorporated		
..0707	UnitedHealth Group Incorporated	.00000	42-1166764				Surgery Center of Des Moines, LLC	..DE	NIA	Surgery Center Holding, LLC	Ownership	100.000	UnitedHealth Group Incorporated		
..0707	UnitedHealth Group Incorporated	.00000	72-1349752				Surgery Center of Easton, LLC	..DE	NIA	SC Affiliates, LLC	Ownership	100.000	UnitedHealth Group Incorporated		
		.00000	63-1212213				Surgery Center of Ellicott City, Inc.	..DE	NIA	SC Affiliates, LLC	Ownership	100.000	UnitedHealth Group Incorporated		
		.00000	20-1733152				Surgery Center of Fairfield County, LLC	..DE	NIA	SunSurgery, LLC	Influence	43.204	UnitedHealth Group Incorporated		5
		.00000	62-1179539				Surgery Center of Lexington, LLC	..DE	NIA	SC Affiliates, LLC	Ownership	100.000	UnitedHealth Group Incorporated		
		.00000	62-1179537				Surgery Center of Louisville, LLC	..DE	NIA	SC Affiliates, LLC	Ownership	100.000	UnitedHealth Group Incorporated		
		.00000	63-1231944				Surgery Center of Maui, LLC	..DE	NIA	SC Affiliates, LLC	Ownership	100.000	UnitedHealth Group Incorporated		
		.00000	63-1194204	3410132			Surgery Center of Muskogee, LLC	..DE	NIA	SC Affiliates, LLC	Ownership	100.000	UnitedHealth Group Incorporated		
		.00000	11-3701564				Surgery Center of Rockville, L.L.C.	..MD	NIA	SCA-Rockville, LLC	Ownership	59.000	UnitedHealth Group Incorporated		2
		.00000	63-1212214				Surgery Center of Southern Pines, LLC	..DE	NIA	Surgery Center Holding, LLC	Ownership	100.000	UnitedHealth Group Incorporated		
		.00000	63-1178497	4665014	0000731766	New York Stock Exchange	Surgery Center of Spokane, LLC	..DE	NIA	SC Affiliates, LLC	Ownership	100.000	UnitedHealth Group Incorporated		2
		.00000	63-1184216				Surgery Center of Summerlin, LLC		NIA	SC Affiliates, LLC	Ownership	100.000	UnitedHealth Group Incorporated		
		.00000	82-3448050				Surgery Center of The Woodlands, LLC		NIA	SCA-Woodlands Holdings, LLC	Ownership	55.510	UnitedHealth Group Incorporated		2
		.00000	62-1491963				Surgery Center of Vero Beach, Inc.		NIA	Surgical Health, LLC	Ownership	100.000	UnitedHealth Group Incorporated		
		.00000					Surgery Center of Wilmington Properties, LLC		NIA		Ownership	100.000	UnitedHealth Group Incorporated		
		.00000					Surgery Center of Wilmington, LLC	..NC	NIA	SCA-Wilmington, LLC	Ownership	100.000	UnitedHealth Group Incorporated		
		.00000	26-1767806				Surgery Center of Wilson, LLC	..NC	NIA	SCA-Wilson, LLC	Ownership	76.450	UnitedHealth Group Incorporated		2
		.00000	36-3562598				Surgery Centers of Des Moines, Ltd., an Iowa Limited Partnership	..IA	NIA	Surgery Center Holding, LLC	Ownership	67.950	UnitedHealth Group Incorporated		2
		.00000	68-0282268				Surgery Centers-West Holdings, LLC		NIA	Surgical Care Affiliates, LLC	Ownership	100.000	UnitedHealth Group Incorporated		
..0707	UnitedHealth Group Incorporated	.00000	33-1187498				Surgical Care Affiliates Political Action Committee	..AL	NIA	Surgical Care Affiliates, LLC	Ownership	100.000	UnitedHealth Group Incorporated		
		.00000	20-8922307				Surgical Care Affiliates, LLC	..DE	NIA	SCAI Holdings, LLC	Ownership	100.000	UnitedHealth Group Incorporated		
		.00000	46-2971080				Surgical Care Partners of Melbourne, LLC	..DE	NIA	SHC Melbourne, Inc.	Ownership	74.740	UnitedHealth Group Incorporated		2
..0707	UnitedHealth Group Incorporated	.00000	75-1925497				Surgical Caregivers of Fort Worth, LLC	..TX	NIA	THR-SCA Holdings, LLC	Influence	56.423	UnitedHealth Group Incorporated		5
..0707	UnitedHealth Group Incorporated	.00000	63-1242229				Surgical Center at Premier, LLC	..TN	NIA	Audubon Ambulatory Surgery Center, LLC	Influence	100.000	UnitedHealth Group Incorporated		5
..0707	UnitedHealth Group Incorporated	.00000	63-1251243				Surgical Center of Greensboro, LLC	..NC	NIA	NSC Greensboro, LLC	Influence	35.720	UnitedHealth Group Incorporated		5
..0707	UnitedHealth Group Incorporated	.00000	22-2709324				Surgical Center of South Jersey, Limited Partnership	..NJ	NIA	SCA-South Jersey, LLC	Ownership	61.853	UnitedHealth Group Incorporated		2
		.00000	63-1138507				Surgical Center of Tuscaloosa Holdings, LLC		NIA	Surgical Care Affiliates, LLC	Ownership	100.000	UnitedHealth Group Incorporated		
		.00000					Surgical Eye Experts, LLC		OTH	Physician(s) owned	Influence	0.000	UnitedHealth Group Incorporated		4
		.00000	58-1997354				Surgical Health of Orlando, Inc.		NIA	Surgical Health, LLC	Ownership	100.000	UnitedHealth Group Incorporated		
		.00000	58-1941168				Surgical Health, LLC		NIA	Surgical Care Affiliates, LLC	Ownership	100.000	UnitedHealth Group Incorporated		
		.00000	27-0168681				Surgical Hospital Holdings of Oklahoma, LLC		NIA	SCA Surgery Holdings, LLC	Ownership	100.000	UnitedHealth Group Incorporated		
..0707	UnitedHealth Group Incorporated	.00000	73-1521890				Surgical Hospital of Oklahoma, L.L.C.	..OK	NIA	Surgical Hospital Holdings of Oklahoma, LLC	Ownership	56.000	UnitedHealth Group Incorporated		2
..0707	UnitedHealth Group Incorporated	.00000	75-2157730				Surgicare of Belleville, LLC	..DE	NIA	Surgery Center Holding, LLC	Ownership	100.000	UnitedHealth Group Incorporated		
..0707	UnitedHealth Group Incorporated	.00000	64-0629000				Surgicare of Jackson, LLC	..DE	NIA	Surgery Center Holding, LLC	Ownership	100.000	UnitedHealth Group Incorporated		

4122

SCHEDULE Y
PART 1A - DETAIL OF INSURANCE HOLDING COMPANY SYSTEM

1	2	3	4	5	6	7	8	9	10	11	12	13	14	15	16
Group Code	Group Name	NAIC Company Code	ID Number	Federal RSSD	CIK	Name of Securities Exchange if Publicly Traded (U.S. or International)	Names of Parent, Subsidiaries Or Affiliates	Domi-ciliary Location	Relation-ship to Reporting Entity	Directly Controlled by (Name of Entity/Person)	Type of Control (Ownership, Board, Management, Attorney-in-Fact, Influence, Other)	If Control is Ownership Provide Percen-tage	Ultimate Controlling Entity(ies)/Person(s)	Is an SCA Filing Re-quired? (Y/N)	*
..0707	UnitedHealth Group Incorporated	..00000	75-2162993				Surgicare of Jackson, Ltd., a Mississippi Limited Partnership	..MS	..NIA	Surgicare of Jackson, LLC	Influence	..40.000	UnitedHealth Group Incorporated		..5
..0707	UnitedHealth Group Incorporated	..00000	75-2287141				Surgicare of Joliet, Inc.		..NIA	Surgery Center Holding, LLC	Ownership	..100.000	UnitedHealth Group Incorporated		
..0707	UnitedHealth Group Incorporated	..00000	75-2501191				Surgicare of La Veta, Inc.	..CA	..NIA	Surgery Centers-West Holdings, LLC	Ownership	..100.000	UnitedHealth Group Incorporated		
..0707	UnitedHealth Group Incorporated	..00000	75-2507129				Surgicare of La Veta, Ltd.	..CA	..OTH	Monarch HealthCare, A Medical Group, Inc.	Influence	..0.000	UnitedHealth Group Incorporated		..4
..0707	UnitedHealth Group Incorporated	..00000	41-1437636				Surgicare of Minneapolis, LLC		..NIA	Surgery Center Holding, LLC	Ownership	..100.000	UnitedHealth Group Incorporated		
..0707	UnitedHealth Group Incorporated	..00000	41-1624905				Surgicare of Minneapolis, Ltd., a Minnesota Limited Partnership		..NIA	Surgicare of Minneapolis, LLC	Influence	..20.000	UnitedHealth Group Incorporated		..5
..0707	UnitedHealth Group Incorporated	..00000	75-2459713				Surgicare of Mobile, LLC		..NIA	Surgery Center Holding, LLC	Ownership	..100.000	UnitedHealth Group Incorporated		
..0707	UnitedHealth Group Incorporated	..00000	75-2459715				Surgicare of Mobile, Ltd.		..NIA	Surgicare of Mobile, LLC	Influence	..20.000	UnitedHealth Group Incorporated		..5
..0707	UnitedHealth Group Incorporated	..00000	75-2448926				Surgicare of Oceanside, Inc.		..NIA	Surgery Center Holding, LLC	Ownership	..100.000	UnitedHealth Group Incorporated		
..0707	UnitedHealth Group Incorporated	..00000	75-2184730				Surgicare of Owensboro, LLC		..NIA	Surgery Center Holding, LLC	Ownership	..100.000	UnitedHealth Group Incorporated		
..0707	UnitedHealth Group Incorporated	..00000	75-2200171				Surgicare of Salem, LLC		..NIA	Surgery Center Holding, LLC	Ownership	..100.000	UnitedHealth Group Incorporated		
..0707	UnitedHealth Group Incorporated	..00000	35-1975122				Surgicare, LLC		..NIA	SCA-SurgiCare, LLC	Ownership	..53.680	UnitedHealth Group Incorporated		..2
..0707	UnitedHealth Group Incorporated	..00000	82-3717201				SurgiCenter of San Antonio at Westover Hills, LLC		..NIA	SCA-Westover Hills, LLC	Influence	..45.360	UnitedHealth Group Incorporated		..5
..0707	UnitedHealth Group Incorporated	..00000	95-3329855				Surgicenters of Southern California, Inc.		..NIA	Surgery Center Holding, LLC	Ownership	..100.000	UnitedHealth Group Incorporated		
..0707	UnitedHealth Group Incorporated	..00000	46-1536748				Symphonix Health Holdings, LLC	..DE	..NIA	United HealthCare Services, Inc.	Ownership	..100.000	UnitedHealth Group Incorporated		
..0707	UnitedHealth Group Incorporated	..84549	38-2044243				Symphonix Health Insurance, Inc.	..IL	..IA	Symphonix Health Holdings, LLC	Ownership	..100.000	UnitedHealth Group Incorporated		
..0707	UnitedHealth Group Incorporated	..00000	47-4751035				TeamMD Holdings, Inc.	..DE	..NIA	AmeriChoice Corporation	Ownership	..100.000	UnitedHealth Group Incorporated		
..0707	UnitedHealth Group Incorporated	..00000	47-4850893				TeamMD Iowa, Inc.	..DE	..NIA	TeamMD Holdings, Inc.	Ownership	..100.000	UnitedHealth Group Incorporated		
..0707	UnitedHealth Group Incorporated	..00000	30-0445773				TeamMD Physicians, P.C.	..IA	..OTH	Physician(s) owned	Influence	..0.000	UnitedHealth Group Incorporated		..4
..0707	UnitedHealth Group Incorporated	..00000					Tecnologías de Información en Salud S.A.	..CHL	..NIA	Clínica Santa María S.A.	Ownership	..50.000	UnitedHealth Group Incorporated		
..0707	UnitedHealth Group Incorporated	..00000					Tecnologías de Información en Salud S.A.	..CHL	..NIA	Clínica Dávila y Servicios Médicos S.A.	Ownership	..50.000	UnitedHealth Group Incorporated		
..0707	UnitedHealth Group Incorporated	..00000	38-3897811				Texas Health Craig Ranch Surgery Center, LLC	..TX	..NIA	THR-SCA Holdings, LLC	Influence	..51.500	UnitedHealth Group Incorporated		..5
..0707	UnitedHealth Group Incorporated	..00000	80-0866449				Texas Health Flower Mound Orthopedic Surgery Center, LLC	..TX	..NIA	THR-SCA Holdings, LLC	Influence	..51.000	UnitedHealth Group Incorporated		..5
..0707	UnitedHealth Group Incorporated	..00000	81-4977249				Texas Health Orthopedic Surgery Center Alliance, LLC	..TX	..NIA	THR-SCA Holdings, LLC	Influence	..51.000	UnitedHealth Group Incorporated		..5
..0707	UnitedHealth Group Incorporated	..00000	82-2296081				Texas Health Surgery Center Alliance, LLC	..TX	..NIA	THR-SCA Holdings, LLC	Influence	..77.583	UnitedHealth Group Incorporated		..5
..0707	UnitedHealth Group Incorporated	..00000	82-1307876				Texas Health Surgery Center Bedford, LLC	..TX	..NIA	THR-SCA Holdings, LLC	Influence	..51.010	UnitedHealth Group Incorporated		..5
..0707	UnitedHealth Group Incorporated	..00000	20-3991622				Texas Health Surgery Center Preston Plaza, LLC	..TX	..NIA	THR-SCA Holdings, LLC	Influence	..53.048	UnitedHealth Group Incorporated		..5
..0707	UnitedHealth Group Incorporated	..00000	47-4425996				Texas Health Surgery Center Rockwall, LLC	..TX	..NIA	THR-SCA Holdings, LLC	Influence	..51.000	UnitedHealth Group Incorporated		..5
..0707	UnitedHealth Group Incorporated	..00000	63-1184215				The Advisory Board (Chile) SpA	..CHL	..NIA	The Advisory Board Company	Ownership	..100.000	UnitedHealth Group Incorporated		
..0707	UnitedHealth Group Incorporated	..00000	52-1468699				The Advisory Board Company	..DE	..NIA	OptumInsight, Inc.	Ownership	..100.000	UnitedHealth Group Incorporated		
..0707	UnitedHealth Group Incorporated	..00000	20-5562797				The Eye Surgery Center of the Carolinas, L.P.	..NC	..NIA	Surgery Center of Southern Pines, LLC	Influence	..46.000	UnitedHealth Group Incorporated		..5
..0707	UnitedHealth Group Incorporated	..00000	56-1970224				The Lewin Group, Inc.	..NC	..NIA	Optum Public Sector Solutions, Inc.	Ownership	..100.000	UnitedHealth Group Incorporated		
..0707	UnitedHealth Group Incorporated	..00000	61-1409045				The Outpatient Surgery Center of Hilton Head, LLC	..SC	..NIA	SCA-Hilton Head, LLC	Ownership	..50.000	UnitedHealth Group Incorporated		..2
..0707	UnitedHealth Group Incorporated	..00000	72-1349755				The Surgery Center of Easton, L.P.	..TN	..NIA	Surgery Center of Easton, LLC	Ownership	..57.000	UnitedHealth Group Incorporated		..2
..0707	UnitedHealth Group Incorporated	..00000	63-1184215				The Surgical Center at Tenaya, L.P.	..TN	..NIA	Surgery Center of Summerlin, LLC	Influence	..20.000	UnitedHealth Group Incorporated		..5
..0707	UnitedHealth Group Incorporated	..00000	06-1552689				The Surgical Center of Connecticut, LLC	..CT	..NIA	SCA-Main Street, LLC	Influence	..62.120	UnitedHealth Group Incorporated		..5
..0707	UnitedHealth Group Incorporated	..00000	37-1446353				THE SURGICAL CENTER OF THE TREASURE COAST, L.L.C.	..FL	..NIA	SCA-St. Lucie, LLC	Ownership	..51.000	UnitedHealth Group Incorporated		..2
..0707	UnitedHealth Group Incorporated	..00000	26-1479919				Thomas Johnson Surgery Center, LLC	..MD	..NIA	SCA-Frederick, LLC	Ownership	..65.000	UnitedHealth Group Incorporated		..2
..0707	UnitedHealth Group Incorporated	..00000	77-0367271				Thousand Oaks Endoscopy Center, LLC	..CA	..NIA	Endoscopy Center Affiliates, Inc.	Ownership	..99.000	UnitedHealth Group Incorporated		..2
..0707	UnitedHealth Group Incorporated	..00000	25-1825549				Three Rivers Holdings, Inc.	..DE	..NIA	AmeriChoice Corporation	Ownership	..100.000	UnitedHealth Group Incorporated		
..0707	UnitedHealth Group Incorporated	..00000	63-1194203				Three Rivers Surgical Care, L.P.	..TN	..NIA	Muskogee Surgical Investors, LLC	Ownership	..72.538	UnitedHealth Group Incorporated		..2
..0707	UnitedHealth Group Incorporated	..00000	59-3143128				Tmesys, LLC	..FL	..NIA	PMIS Holdings, LLC	Ownership	..100.000	UnitedHealth Group Incorporated		
..0707	UnitedHealth Group Incorporated	..00000	98-1287904				Topimagem Diagnóstico por Imagem Ltda.	..BRA	..NIA	Esho – Empresa de Serviços Hospitalares S.A.	Ownership	..89.000	UnitedHealth Group Incorporated		..2

41.23

SCHEDULE Y
PART 1A - DETAIL OF INSURANCE HOLDING COMPANY SYSTEM

1	2	3	4	5	6	7	8	9	10	11	12	13	14	15	16
Group Code	Group Name	NAIC Company Code	ID Number	Federal RSSD	CIK	Name of Securities Exchange if Publicly Traded (U.S. or International)	Names of Parent, Subsidiaries Or Affiliates	Domi-ciliary Location	Relation-ship to Reporting Entity	Directly Controlled by (Name of Entity/Person)	Type of Control (Ownership, Board, Management, Attorney-in-Fact, Influence, Other)	If Control is Ownership Provide Per-centage	Ultimate Controlling Entity(ies)/Person(s)	Is an SCA Filing Re-quired? (Y/N)	*
		.00000					Trails Edge Surgery Center, LLCFL	.NIA	SCA-Bonita Springs, LLC	Ownership.....	59.000	UnitedHealth Group Incorporated		2
		.00000	46-5482620				Trauma Surgery Affiliates, LLCTX	.NIA	National Surgery Centers, LLC	Influence.....	49.000	UnitedHealth Group Incorporated		5
		.00000	52-1431155				Travel Express IncorporatedMD	.NIA	FrontierMEDEX, Inc.	Ownership.....	100.000	UnitedHealth Group Incorporated		
		.00000	46-2613170				Treasure Valley Emerald Properties, LLCID	.NIA	Treasure Valley Hospital Limited Partnership	Influence.....	100.000	UnitedHealth Group Incorporated		5
		.00000	33-0592165				Treasure Valley Hospital Limited PartnershipID	.NIA	Surgical Health, LLC	Influence.....	40.375	UnitedHealth Group Incorporated		5
		.00000	27-2241757				Tri-City Medical Center ASC Operators, LLC ..	.CA	.NIA	Surgicare of Oceanside, Inc.	Influence.....	40.000	UnitedHealth Group Incorporated		5
		.00000	47-5088596				TriMed, LLCUT	.NIA	National MedTrans, LLC	Ownership.....	100.000	UnitedHealth Group Incorporated		5
		.00000	46-5530255				Trio Motion, LLCDE	.NIA	Savvysherpa, LLC	Ownership.....	100.000	UnitedHealth Group Incorporated		
		.00000	63-0974161				Tuscaloosa Surgical Center, L.P.AL	.NIA	Surgical Center of Tuscaloosa Holdings, LLC	Influence.....	30.000	UnitedHealth Group Incorporated		5
		.00000	94-3077084				U.S. Behavioral Health Plan, CaliforniaCA	.IA	United Behavioral Health	Ownership.....	100.000	UnitedHealth Group Incorporated		
		.00000	81-3287291				UCSD-SCA Holdings I, LLCDE	.NIA	SCA-Encinitas, Inc.	Influence.....	49.000	UnitedHealth Group Incorporated		5
		.00000	81-3144140				UCSD-SCA Holdings II, LLCDE	.NIA	SCA-San Diego, Inc.	Influence.....	47.961	UnitedHealth Group Incorporated		5
		.00000	98-1388279				UHC Finance (Ireland) Unlimited CompanyIRL	.NIA	UnitedHealth Group International Finance (Ireland) Unlimited Company	Ownership.....	100.000	UnitedHealth Group Incorporated		
		.00000	98-1113428				UHC Global Health Services BC Ltd.CAN	.NIA	UnitedHealthcare Global Canada Limited	Ownership.....	100.000	UnitedHealth Group Incorporated		
		.00000	41-1913059				UHC International Services, Inc.DE	.NIA	UnitedHealth Group Incorporated	Ownership.....	100.000	UnitedHealth Group Incorporated		
		.00000	95-2931460				UHC of CaliforniaCA	.IA	United HealthCare Services, Inc.	Ownership.....	100.000	UnitedHealth Group Incorporated		
		.00000	82-3143073				UHCFL LLCDE	.NIA	OptumRx, Inc.	Ownership.....	100.000	UnitedHealth Group Incorporated		2
		.00000	98-1103713				UHCFL LLC			UnitedHealthcare Global Medical (UK) Limited	Ownership.....	100.000	UnitedHealth Group Incorporated		
		.00000	98-1372063				UHCFL LLCARE	.NIA	Limited	Ownership.....	100.000	UnitedHealth Group Incorporated		
		.00000	98-1372064				UHCFL LLCIRL	.NIA	United HealthCare Services, Inc.	Ownership.....	100.000	UnitedHealth Group Incorporated		2
		.00000	98-1372064				UHCFL LLCIRL	.NIA	UHC Holdings (Ireland) Limited	Ownership.....	100.000	UnitedHealth Group Incorporated		
		.00000	98-1372064				UHCFL LLCIRL	.NIA	UHC Holdings (Ireland) Limited	Ownership.....	100.000	UnitedHealth Group Incorporated		
		.00000	98-1122490				UHG Brasil Participações S.A.BRA	.NIA	Polar II Fundo de Investimento em Participações Multiestrategia	Ownership.....	100.000	UnitedHealth Group Incorporated		
		.00000	41-1921008				UHC Holdings, Inc.NIA	Participações Multiestrategia	Ownership.....	100.000	UnitedHealth Group Incorporated		
		.00000	39-1995276				UHC Holdings, Inc.NIA	United HealthCare Services, Inc.	Ownership.....	100.000	UnitedHealth Group Incorporated		
		.00000	98-1444648				UHC Holdings, Inc.NIA	United HealthCare Services, Inc.	Ownership.....	100.000	UnitedHealth Group Incorporated		
		.00000	98-1444648				Unidad Médica Diagnóstico S.A.COL	.NIA	Unidad HealthCare Services, Inc.	Ownership.....	92.380	UnitedHealth Group Incorporated		2
		.00000	98-1444648				Unidad Médica Diagnóstico S.A.COL	.NIA	Colmedica Medicina Prepagada	Ownership.....	7.620	UnitedHealth Group Incorporated		5
.0707	UnitedHealth Group Incorporated	91529	52-1996029				Banmédica Colombia S.A.WI	.IA	Banmédica Colombia S.A.	Ownership.....	100.000	UnitedHealth Group Incorporated		
							Unimerica Insurance Company			OptumHealth Holdings, LLC	Ownership.....	100.000	UnitedHealth Group Incorporated		
							Unimerica Life Insurance Company of New York								
.0707	UnitedHealth Group Incorporated11596	01-0637149				Unimerica Life Insurance Company of New YorkNY	.IA	UnitedHealthcare Insurance Company	Ownership.....	100.000	UnitedHealth Group Incorporated		2
		.00000	25-1877716				Unimerica Life Insurance Company of New YorkPA	.NIA	UnitedHealthcare Insurance Company	Ownership.....	100.000	UnitedHealth Group Incorporated		2
		.00000	20-5917714				Unimerica Life Insurance Company of New YorkDE	.IA	Three Rivers Holdings, Inc.	Ownership.....	100.000	UnitedHealth Group Incorporated		
		.00000	94-2649097				Unimerica Life Insurance Company of New YorkCA	.NIA	Three Rivers Holdings, Inc.	Ownership.....	100.000	UnitedHealth Group Incorporated		
		.00000	41-1868911				United Behavioral Health			OptumHealth Holdings, LLC	Ownership.....	100.000	UnitedHealth Group Incorporated		
		.00000	41-1941615				United Behavioral Health of New York, I.P.A., Inc.NY	.NIA	OptumHealth Holdings, LLC	Ownership.....	100.000	UnitedHealth Group Incorporated		
		.00000	41-1289245	3410132			United Behavioral Health of New York, I.P.A., Inc.MN	.NIA	United Behavioral Health	Ownership.....	100.000	UnitedHealth Group Incorporated		2
		.00000	30-0318238				United Health FoundationMN	.UDP	UnitedHealth Group Incorporated	Ownership.....	100.000	UnitedHealth Group Incorporated		
		.00000	01-0538317				United HealthCare Services, Inc.			UnitedHealth Group Incorporated	Ownership.....	100.000	UnitedHealth Group Incorporated		
		.00000	41-1321939	4665014	0000731766		United Resource Networks IPA of New York, Inc.NY	.NIA	UnitedHealth Group Incorporated	Ownership.....	100.000	UnitedHealth Group Incorporated		2
		.00000	98-1422474				United Health Advisors, LLCME	.NIA	OptumHealth Care Solutions, LLC	Ownership.....	100.000	UnitedHealth Group Incorporated		
		.00000	98-1079826				UnitedHealth Group IncorporatedDE	.UIP	United HealthCare Services, Inc.	Ownership.....	0.000	UnitedHealth Group Incorporated		2
		.00000	98-1080118				UnitedHealth Group International Finance (Ireland) Unlimited CompanyIRL	.NIA	Self	Ownership.....	100.000	UnitedHealth Group Incorporated		
		.00000	98-1080118				UnitedHealth Group International GPCYM	.NIA	UnitedHealthcare Europe S.á r.l.	Ownership.....	100.000	UnitedHealth Group Incorporated		5
		.00000	98-1080118				UnitedHealth Group International L.P.CYM	.NIA	UnitedHealth Group Incorporated	Ownership.....	70.604	UnitedHealth Group Incorporated		2
		.00000	98-1080118				UnitedHealth Group International L.P.CYM	.NIA	UnitedHealth Group Incorporated	Ownership.....	29.396	UnitedHealth Group Incorporated		5
		.00000	46-3311984				UnitedHealth Group International L.P.CYM	.NIA	FMG Holdings, LLC	Ownership.....	100.000	UnitedHealth Group Incorporated		5
		.00000	41-1917398				UnitedHealth Group Ventures, LLCDE	.NIA	UnitedHealth Group Incorporated	Ownership.....	100.000	UnitedHealth Group Incorporated		5
		.00000	26-2574977				UnitedHealth International, Inc.DE	.NIA	UnitedHealth Group Incorporated	Ownership.....	100.000	UnitedHealth Group Incorporated		2
		.00000	26-2574977				UnitedHealth Military & Veterans Services, LLCDE	.NIA	UnitedHealth Group Incorporated	Ownership.....	100.000	UnitedHealth Group Incorporated		

41.24

SCHEDULE Y
PART 1A - DETAIL OF INSURANCE HOLDING COMPANY SYSTEM

1	2	3	4	5	6	7	8	9	10	11	12 Type of Control (Ownership, Board, Management, Attorney-in-Fact, Influence, Other)	13 If Control is Owner- ship Provide Perce- ntage	14 Ultimate Controlling Entity(ies)/Person(s)	15 Is an SCA Filing Re- quired? (Y/N)	16 *
Group Code	Group Name	NAIC Company Code	ID Number	Federal RSSD	CIK	Name of Securities Exchange if Publicly Traded (U.S. or International)	Names of Parent, Subsidiaries Or Affiliates	Domi- ciliary Loca- tion	Rela- tion- ship to Reporting Entity	Directly Controlled by (Name of Entity/Person)					
		.00000	98-0559902				UnitedHealth UK Limited	.GBR	.NIA	Optum Solutions UK Holdings Limited	Ownership	100.000	UnitedHealth Group Incorporated		
.0707	UnitedHealth Group Incorporated	.95174	33-0115163				UnitedHealthcare Benefits of Texas, Inc.		.IA	United HealthCare Services, Inc.	Ownership	100.000	UnitedHealth Group Incorporated		
							UnitedHealthcare Benefits Plan of California								
		.00000	47-3221444				UnitedHealthcare Community Plan of California, Inc.	.CA	.IA	United HealthCare Services, Inc.	Ownership	100.000	UnitedHealth Group Incorporated		
		.00000	46-4348775				UnitedHealthcare Community Plan of Georgia, Inc.	.CA	.IA	United HealthCare Services, Inc.	Ownership	100.000	UnitedHealth Group Incorporated		
.0707	UnitedHealth Group Incorporated	.13168	26-2688274				UnitedHealthcare Community Plan of Ohio, Inc.	.GA	.IA	AmeriChoice Corporation	Ownership	100.000	UnitedHealth Group Incorporated		
.0707	UnitedHealth Group Incorporated	.12323	56-2451429				UnitedHealthcare Community Plan of Texas, L.L.C.	.OH	.IA	Three Rivers Holdings, Inc.	Ownership	100.000	UnitedHealth Group Incorporated		
.0707	UnitedHealth Group Incorporated	.11141	91-2008361				UnitedHealthcare Community Plan, Inc.	.TX	.IA	Ovations, Inc.	Ownership	100.000	UnitedHealth Group Incorporated		
.0707	UnitedHealth Group Incorporated	.95467	38-3204052				UnitedHealthcare Consulting & Assistance Service (Beijing) Co., Ltd.	.MI	.IA	AmeriChoice Corporation	Ownership	100.000	UnitedHealth Group Incorporated		
		.00000	98-1200034				UnitedHealthcare International I B.V.	.CHN	.NIA	UnitedHealthcare International I B.V.	Ownership	100.000	UnitedHealth Group Incorporated		
		.00000	98-1199879				UnitedHealthcare International VI S.à r.l.	.LUX	.NIA	UnitedHealthcare International VI S.à r.l.	Ownership	100.000	UnitedHealth Group Incorporated		
		.00000	98-1029201				UnitedHealthcare Global Medical (UK) Limited	.GBR	.NIA	UnitedHealthcare International I B.V.	Ownership	100.000	UnitedHealth Group Incorporated		
		.00000	98-1099116				UnitedHealthcare India Private Limited	.IND	.NIA	OptumHealth International B.V.	Ownership	99.999	UnitedHealth Group Incorporated		
		.00000	98-1099116				UnitedHealthcare India Private Limited	.IND	.NIA	UnitedHealth International, Inc.	Ownership	.0.001	UnitedHealth Group Incorporated		
.0707	UnitedHealth Group Incorporated	.79413	36-2739571				UnitedHealthcare Insurance Company	.CT	.IA	UHC Holdings, Inc.	Ownership	100.000	UnitedHealth Group Incorporated		
.0707	UnitedHealth Group Incorporated	.60318	36-3800349				UnitedHealthcare Insurance Company of Illinois	.IL	.IA	UnitedHealthcare Insurance Company	Ownership	100.000	UnitedHealth Group Incorporated		
.0707	UnitedHealth Group Incorporated	.60093	11-3283886				UnitedHealthcare Insurance Company of New York	.NY	.IA	UnitedHealthcare Insurance Company	Ownership	100.000	UnitedHealth Group Incorporated		
.0707	UnitedHealth Group Incorporated	.12231	20-1902768				UnitedHealthcare Insurance Company of the River Valley	.IL	.IA	UnitedHealthcare Services Company of the River Valley, Inc.	Ownership	100.000	UnitedHealth Group Incorporated		
		.00000	98-1372065				UnitedHealthcare Insurance Designated Activity Company	.IRL	.IA	UHC Holdings (Ireland) Limited	Ownership	100.000	UnitedHealth Group Incorporated		
.0707	UnitedHealth Group Incorporated	.00000	86-0618309				UnitedHealthcare Integrated Services, Inc.	.AZ	.IA	Ovations, Inc.	Ownership	100.000	UnitedHealth Group Incorporated		
		.00000	41-1988797				UnitedHealthcare International Asia, LLC	.DE	.NIA	UnitedHealth Group Incorporated	Ownership	100.000	UnitedHealth Group Incorporated		
		.00000	98-1100512				UnitedHealthcare International I B.V.	.NLD	.NIA	UnitedHealth Group International L.P.	Ownership	100.000	UnitedHealth Group Incorporated		
		.00000	98-1079459				UnitedHealthcare International II S.à r.l.	.LUX	.NIA	UnitedHealthcare International VI S.à r.l.	Ownership	100.000	UnitedHealth Group Incorporated		
		.00000	98-1340853				UnitedHealthcare International III B.V.	.NLD	.NIA	UnitedHealthcare Europe S.à r.l.	Ownership	100.000	UnitedHealth Group Incorporated		
		.00000	98-1077436				UnitedHealthcare International III S.à r.l.	.LUX	.NIA	Optum Services (Ireland) Limited	Ownership	100.000	UnitedHealth Group Incorporated		
		.00000	98-1372054				UnitedHealthcare International IV B.V.	.NLD	.NIA	OptumHealth International B.V.	Ownership	100.000	UnitedHealth Group Incorporated		
		.00000	98-1080926				UnitedHealthcare International IV S.à r.l.	.LUX	.NIA	UnitedHealthcare International VIII S.à r.l.	Ownership	100.000	UnitedHealth Group Incorporated		
		.00000	98-1372058				UnitedHealthcare International VI S.à r.l.	.LUX	.NIA	UnitedHealth Group International L.P.	Ownership	100.000	UnitedHealth Group Incorporated		
		.00000	98-1372060				UnitedHealthcare International VII S.à r.l.	.LUX	.NIA	UHC Finance (Ireland) Unlimited Company	Ownership	100.000	UnitedHealth Group Incorporated		
		.00000	98-1372062				UnitedHealthcare International VIII S.à r.l.	.LUX	.NIA	UnitedHealthcare International X S.à r.l.	Ownership	100.000	UnitedHealth Group Incorporated		
		.00000	98-1372062				UnitedHealthcare International VIII S.à r.l.	.LUX	.NIA	UnitedHealthcare International III S.à r.l.	Ownership	100.000	UnitedHealth Group Incorporated		
.0707	UnitedHealth Group Incorporated	.97179	86-0207231				UnitedHealthcare International X S.à r.l.	.LUX	.NIA	UnitedHealthcare International X S.à r.l.	Ownership	100.000	UnitedHealth Group Incorporated		
.0707	UnitedHealth Group Incorporated	.95784	63-0899562				UnitedHealthcare Life Insurance Company	.WI	.IA	Golden Rule Financial Corporation	Ownership	100.000	UnitedHealth Group Incorporated		
.0707	UnitedHealth Group Incorporated	.96016	86-0507074				UnitedHealthcare of Alabama, Inc.	.AL	.IA	UnitedHealthcare, Inc.	Ownership	100.000	UnitedHealth Group Incorporated		
.0707	UnitedHealth Group Incorporated	.95446	63-1036819				UnitedHealthcare of Arizona, Inc.	.AZ	.IA	UnitedHealthcare, Inc.	Ownership	100.000	UnitedHealth Group Incorporated		
.0707	UnitedHealth Group Incorporated	.95409	84-1004639				UnitedHealthcare of Arkansas, Inc.	.AR	.IA	UnitedHealthcare, Inc.	Ownership	100.000	UnitedHealth Group Incorporated		
.0707	UnitedHealth Group Incorporated	.95264	59-1293865				UnitedHealthcare of Colorado, Inc.	.CO	.IA	UnitedHealthcare, Inc.	Ownership	100.000	UnitedHealth Group Incorporated		
.0707	UnitedHealth Group Incorporated	.95850	58-1653544				UnitedHealthcare of Florida, Inc.	.FL	.IA	UnitedHealthcare, Inc.	Ownership	100.000	UnitedHealth Group Incorporated		
.0707	UnitedHealth Group Incorporated	.95776	36-3280214				UnitedHealthcare of Georgia, Inc.	.GA	.IA	UnitedHealthcare, Inc.	Ownership	100.000	UnitedHealth Group Incorporated		
.0707	UnitedHealth Group Incorporated						UnitedHealthcare of Illinois, Inc.	.IL	.IA	UnitedHealthcare, Inc.	Ownership	100.000	UnitedHealth Group Incorporated		

SCHEDULE Y
PART 1A - DETAIL OF INSURANCE HOLDING COMPANY SYSTEM

1	2	3	4	5	6	7	8	9	10	11	12	13	14	15	16
Group Code	Group Name	NAIC Company Code	ID Number	Federal RSSD	CIK	Name of Securities Exchange if Publicly Traded (U.S. or International)	Names of Parent, Subsidiaries Or Affiliates	Domi-ciliary Location	Relation-ship to Reporting Entity	Directly Controlled by (Name of Entity/Person)	Type of Control (Ownership, Board, Management, Attorney-in-Fact, Influence, Other)	If Control is Ownership Provide Percen-tage	Ultimate Controlling Entity(ies)/Person(s)	Is an SCA Filing Re-quired? (Y/N)	*
		.96644	62-1240316				UnitedHealthcare of Kentucky, Ltd.KY.	..RE.	United HealthCare Services, Inc.	Ownership.....	94.883	UnitedHealth Group Incorporated		
		.96644	62-1240316				UnitedHealthcare of Kentucky, Ltd.KY.	..RE.	UnitedHealthcare, Inc.	Ownership.....	5.117	UnitedHealth Group Incorporated		
..0707	UnitedHealth Group Incorporated95833	72-1074008				UnitedHealthcare of Louisiana, Inc.LA.	..IA.	UnitedHealthcare, Inc.	Ownership.....	100.000	UnitedHealth Group Incorporated		
..0707	UnitedHealth Group Incorporated95716	63-1036817				UnitedHealthcare of Mississippi, Inc.MS.	..IA.	UnitedHealthcare, Inc.	Ownership.....	100.000	UnitedHealth Group Incorporated		
..0707	UnitedHealth Group Incorporated95149	05-0413469				UnitedHealthcare of New England, Inc.RI.	..IA.	United HealthCare Services, Inc.	Ownership.....	100.000	UnitedHealth Group Incorporated		
..0707	UnitedHealth Group Incorporated13214	26-2697886				UnitedHealthcare of New Mexico, Inc.NM.	..IA.	UnitedHealthcare Insurance Company	Ownership.....	100.000	UnitedHealth Group Incorporated		
..0707	UnitedHealth Group Incorporated95085	06-1172891				UnitedHealthcare of New York, Inc.NY.	..IA.	AmeriChoice Corporation	Ownership.....	100.000	UnitedHealth Group Incorporated		
..0707	UnitedHealth Group Incorporated95103	56-1461010				UnitedHealthcare of North Carolina, Inc.NC.	..IA.	UnitedHealthcare, Inc.	Ownership.....	100.000	UnitedHealth Group Incorporated		
..0707	UnitedHealth Group Incorporated95186	31-1142815				UnitedHealthcare of Ohio, Inc.OH.	..IA.	United HealthCare Services, Inc.	Ownership.....	100.000	UnitedHealth Group Incorporated		
..0707	UnitedHealth Group Incorporated96903	33-0115166				UnitedHealthcare of Oklahoma, Inc.OK.	..IA.	United HealthCare Services, Inc.	Ownership.....	100.000	UnitedHealth Group Incorporated		
..0707	UnitedHealth Group Incorporated95893	93-0938819				UnitedHealthcare of Oregon, Inc.OR.	..IA.	United HealthCare Services, Inc.	Ownership.....	100.000	UnitedHealth Group Incorporated		
..0707	UnitedHealth Group Incorporated95220	25-1756858				UnitedHealthcare of Pennsylvania, Inc.PA.	..IA.	Three Rivers Holdings, Inc.	Ownership.....	100.000	UnitedHealth Group Incorporated		
..0707	UnitedHealth Group Incorporated95765	95-3939697				UnitedHealthcare of Texas, Inc.TX.	..IA.	UnitedHealthcare, Inc.	Ownership.....	100.000	UnitedHealth Group Incorporated		
..0707	UnitedHealth Group Incorporated95025	52-1130183				UnitedHealthcare of the Mid-Atlantic, Inc.MD.	..IA.	UnitedHealthcare, Inc.	Ownership.....	100.000	UnitedHealth Group Incorporated		
..0707	UnitedHealth Group Incorporated95591	47-0676824				UnitedHealthcare of the Midlands, Inc.NE.	..IA.	UnitedHealthcare, Inc.	Ownership.....	100.000	UnitedHealth Group Incorporated		
..0707	UnitedHealth Group Incorporated96385	43-1361841				UnitedHealthcare of the Midwest, Inc.MO.	..IA.	UnitedHealthcare, Inc.	Ownership.....	100.000	UnitedHealth Group Incorporated		
..0707	UnitedHealth Group Incorporated95501	41-1488563				UnitedHealthcare of Utah, Inc.UT.	..IA.	UnitedHealthcare, Inc.	Ownership.....	100.000	UnitedHealth Group Incorporated		
..0707	UnitedHealth Group Incorporated48038	91-1312551				UnitedHealthcare of Washington, Inc.WA.	..IA.	United HealthCare Services, Inc.	Ownership.....	100.000	UnitedHealth Group Incorporated		
..0707	UnitedHealth Group Incorporated95710	39-1555888				UnitedHealthcare of Wisconsin, Inc.WI.	..IA.	UnitedHealthcare, Inc.	Ownership.....	100.000	UnitedHealth Group Incorporated		
							UnitedHealthcare Plan of the River Valley, Inc.IL.	..IA.	River Valley, Inc.	Ownership.....	100.000	UnitedHealth Group Incorporated		
		.00000	47-0854646				UnitedHealthcare Service LLCDE.	..NIA.	UnitedHealthcare Insurance Company	Ownership.....	100.000	UnitedHealth Group Incorporated		
		.00000	36-3355110				UnitedHealthcare Services Company of the River Valley, Inc.DE.	..NIA.	UnitedHealthcare, Inc.	Ownership.....	100.000	UnitedHealth Group Incorporated		
		.00000	01-0518346				UnitedHealthcare Specialty Benefits, LLCME.	..NIA.	Specialty Benefits, LLC	Ownership.....	100.000	UnitedHealth Group Incorporated		
		.00000	41-1922511				UnitedHealthcare, Inc.DE.	..UDP.	United HealthCare Services, Inc.	Ownership.....	100.000	UnitedHealth Group Incorporated		
		.00000	26-4219191				UpFront Insurance Agency, LLCMN.	..NIA.	Savvysherpa, LLC	Ownership.....	100.000	UnitedHealth Group Incorporated		
		.00000	47-3564984				UPHT-SCA Holdings, LLCDE.	..NIA.	SCA-Davenport, LLC	Influence.....	49.000	UnitedHealth Group Incorporated5
		.00000	33-0812827				Upland Outpatient Surgical Center, L.P.CA.	..NIA.	NSC Upland, LLC	Ownership.....	72.800	UnitedHealth Group Incorporated2
		.00000	95-3222717				Upland Specialty Medical Center, a California General PartnershipCA.	..NIA.	Upland Outpatient Surgical Center, L.P.	Influence.....	29.060	UnitedHealth Group Incorporated5
		.00000	26-0382877				Urgent Care Holdings, Inc.DE.	..NIA.	Optum Clinics Intermediate Holdings, Inc.	Ownership.....	100.000	UnitedHealth Group Incorporated		
		.00000	26-3667220				Urgent Care MSO, LLCDE.	..NIA.	Urgent Care Holdings, Inc.	Ownership.....	100.000	UnitedHealth Group Incorporated		
		.00000	82-2400620				Urgent Care New York, P.C.NY.	..OTH.	Physician(s) owned	Influence.....	0.000	UnitedHealth Group Incorporated4
		.00000	75-2613230				Urology Associates of North Texas, P.L.L.C. .	..TX.	..NIA.	USMD Affiliated Services	Ownership.....	100.000	UnitedHealth Group Incorporated		
		.00000	47-2101539				USC/SCA Surgical Holdings, LLCDE.	..NIA.	SCA California Surgical Holdings, LLC	Influence.....	49.000	UnitedHealth Group Incorporated5
		.00000	20-8048861				USMD Administrative Services, L.L.C.TX.	..NIA.	USMD Inc.	Ownership.....	100.000	UnitedHealth Group Incorporated		
		.00000	27-2956222				USMD Affiliated ServicesTX.	..NIA.	USMD Inc.	Ownership.....	100.000	UnitedHealth Group Incorporated		
		.00000	27-2866866				USMD Holdings, Inc.DE.	..NIA.	WellMed Medical Management, Inc.	Ownership.....	100.000	UnitedHealth Group Incorporated		
		.00000	20-8050318				USMD Inc.TX.	..NIA.	USMD Holdings, Inc.	Ownership.....	100.000	UnitedHealth Group Incorporated		
		.00000	73-1662757				USMD of Arlington GP, L.L.C.TX.	..OTH.	Mat-Rx Development, L.L.C.	Influence.....	0.000	UnitedHealth Group Incorporated4
		.00000	35-2446102				USMD PPM, LLCTX.	..NIA.	USMD Inc.	Ownership.....	100.000	UnitedHealth Group Incorporated		
		.00000	63-1182191				Valley Hospital, L.L.C.WA.	..NIA.	Surgery Center of Spokane, LLC	Ownership.....	50.000	UnitedHealth Group Incorporated2
		.00000	87-0757396				Valley Physicians Network, Inc.CA.	..NIA.	PrimeCare Medical Network, Inc.	Ownership.....	100.000	UnitedHealth Group Incorporated		
		.00000	81-4629242				VERTA MANAGEMENT SERVICES, LLCDE.	..NIA.	SCA-VERTA, LLC	Ownership.....	50.000	UnitedHealth Group Incorporated2
		.00000					Victory Rollover Holdings LLCDE.	..NIA.	UnitedHealth Group Ventures, LLC	Ownership.....	85.790	UnitedHealth Group Incorporated		
		.00000					Victory Rollover Holdings LLCDE.	..NIA.	Pacifica Labs, Inc.	Ownership.....	14.210	UnitedHealth Group Incorporated		
		.00000	98-1444067				Vida Tres Internacional S.A.CHL.	..NIA.	Banmédica S.A.	Ownership.....	100.000	UnitedHealth Group Incorporated		
		.00000	98-1443076				Vidaintegra S.A.CHL.	..NIA.	Banmédica S.A.	Ownership.....	100.000	UnitedHealth Group Incorporated		
		.00000					Virtual Therapeutics CorporationDE.	..NIA.	United HealthCare Services, Inc.	Ownership.....	33.000	UnitedHealth Group Incorporated2
		.00000	47-3247166				Virtua-SCA Holdings, LLCNJ.	..NIA.	SCA-New Jersey, LLC	Influence.....	49.000	UnitedHealth Group Incorporated5
		.00000	36-3469841				Wauwatosa Outpatient Surgery Center, LLCDE.	..NIA.	Surgery Centers-West Holdings, LLC	Ownership.....	100.000	UnitedHealth Group Incorporated		
		.00000	36-3469839				Wauwatosa Surgery Center, Limited PartnershipWI.	..NIA.	Wauwatosa Outpatient Surgery Center, LLC ..	Ownership.....	51.000	UnitedHealth Group Incorporated2

SCHEDULE Y
PART 1A - DETAIL OF INSURANCE HOLDING COMPANY SYSTEM

1	2	3	4	5	6	7	8	9	10	11	12	13	14	15	16
Group Code	Group Name	NAIC Company Code	ID Number	Federal RSSD	CIK	Name of Securities Exchange if Publicly Traded (U.S. or International)	Names of Parent, Subsidiaries Or Affiliates	Domi-ciliary Location	Relation-ship to Reporting Entity	Directly Controlled by (Name of Entity/Person)	Type of Control (Ownership, Board, Management, Attorney-in-Fact, Influence, Other)	If Control is Owner-ship Provide Percen-tage	Ultimate Controlling Entity(ies)/Person(s)	Is an SCA Filing Re-quired? (Y/N)	*
		.00000	20-5429310				Wayland Square Surgicare Acquisition, L.P.	RI	NIA	Wayland Square Surgicare GP, Inc.	Ownership	99.000	UnitedHealth Group Incorporated		2
		.00000	75-2500274				Wayland Square Surgicare GP, Inc.	RI	NIA	Surgery Center Holding, LLC	Ownership	100.000	UnitedHealth Group Incorporated		
		.00000	46-2854394				Waypoint Minnesota PC	MN	OTH	Physician(s) owned	Influence	0.000	UnitedHealth Group Incorporated		4
		.00000					WebInsure Benefits, LLC	DE	NIA	hCentive, Inc.	Ownership	100.000	UnitedHealth Group Incorporated		
		.00000	74-2574229				WellMed Medical Group, P.A.	TX	OTH	Physician(s) owned	Influence	0.000	UnitedHealth Group Incorporated		4
		.00000	74-2797745				WellMed Medical Management of Florida, Inc.	FL	NIA	WellMed Medical Management, Inc.	Ownership	100.000	UnitedHealth Group Incorporated		
		.00000	74-2786364				WellMed Medical Management, Inc.	TX	NIA	Collaborative Care Holdings, LLC	Ownership	80.000	UnitedHealth Group Incorporated		2
		.00000	35-2314192				WellMed Network of Florida, Inc.	TX	OTH	WellMed Networks, Inc.	Influence	0.000	UnitedHealth Group Incorporated		4
		.00000	74-2889447				WellMed Networks, Inc.	TX	OTH	Physician(s) owned	Influence	0.000	UnitedHealth Group Incorporated		4
		.00000	92-0183013				WellMed of Las Cruces, Inc.	TX	OTH	WellMed Networks, Inc.	Influence	0.000	UnitedHealth Group Incorporated		4
		.00000	27-2809113				West Coast Endoscopy Holdings, LLC	DE	NIA	SCA Surgery Holdings, LLC	Ownership	100.000	UnitedHealth Group Incorporated		
		.00000	06-1521999				Western Connecticut Orthopedic Surgical Center, LLC	CT	NIA	SCA-Western Connecticut, LLC	Ownership	59.586	UnitedHealth Group Incorporated		2
		.00000	45-0636596				WESTMED Practice Partners LLC	DE	NIA	Collaborative Care Holdings, LLC	Ownership	100.000	UnitedHealth Group Incorporated		
		.00000					WillowB Labs LLC	DE	NIA	OptumRx, Inc.	Ownership	100.000	UnitedHealth Group Incorporated		
		.00000					Wilmington ASC, LLC	NC	NIA	SCA-Wilmington, LLC	Ownership	100.000	UnitedHealth Group Incorporated		
		.00000	27-4816583				Wilson Creek Surgical Center, LLC	TX	NIA	THR-SCA Holdings, LLC	Influence	51.000	UnitedHealth Group Incorporated		5
		.00000	46-5548304				Winchester Endoscopy, LLC	IL	NIA	SCA-Winchester, LLC	Ownership	51.000	UnitedHealth Group Incorporated		2
		.00000	62-1525776				Winter Park Surgery Center, L.P.	TN	NIA	Winter Park, LLC	Influence	32.000	UnitedHealth Group Incorporated		5
		.00000	62-1525776				Winter Park Surgery Center, L.P.	TN	NIA	SCA-Winter Park, Inc.	Influence	1.000	UnitedHealth Group Incorporated		5
		.00000	62-1587564				Winter Park, LLC	TN	NIA	SCA-Winter Park, Inc.	Ownership	51.000	UnitedHealth Group Incorporated		2
		.00000	45-2158334				WND Medical, PLLC	TX	OTH	WellMed Networks, Inc.	Influence	0.000	UnitedHealth Group Incorporated		4
		.00000	52-2102846				XLHealth Corporation	MD	NIA	United HealthCare Services, Inc.	Ownership	100.000	UnitedHealth Group Incorporated		
		.00000	98-1107695				XLHealth Corporation India Private Limited	IND	NIA	XLHealth Corporation	Ownership	99.998	UnitedHealth Group Incorporated		
		.00000	98-1107695				XLHealth Corporation India Private Limited	IND	NIA	UnitedHealth International, Inc.	Ownership	0.002	UnitedHealth Group Incorporated		
		.00000	46-3537245				XLHome Michigan, P.C.	MI	OTH	Physician(s) owned	Influence	0.000	UnitedHealth Group Incorporated		4
		.00000	45-5530241				XLHome Northeast, P.C.	NJ	OTH	Physician(s) owned	Influence	0.000	UnitedHealth Group Incorporated		4
		.00000	46-2931689				XLHome Oklahoma, Inc.	OK	OTH	Physician(s) owned	Influence	0.000	UnitedHealth Group Incorporated		4
		.00000	27-3543997				XLHome, P.C.	MD	OTH	Physician(s) owned	Influence	0.000	UnitedHealth Group Incorporated		4
		.00000	11-3764012				Your Health Options Insurance Services, Inc.	CA	NIA	PrimeCare Medical Network, Inc.	Ownership	100.000	UnitedHealth Group Incorporated		

Asterisk	Explanation
1	TBD - Majority and/or Minority or additional shareholder information will be disclosed in a future reporting period.
2	The remaining percentage is owned by either: 1) non-affiliated entity(ies), 2) external shareholders, 3) outside investors or 4) multiple sources.
3	Currently undergoing a liquidation procedure.
4	Represents a physician or physicians' owned entity, where the entity is deemed to be influenced by the ultimate owner.
5	Represents a minority-owned entity (with respect to the ultimate owner), where the ultimate owner is deemed to have influence over the entity.

SCHEDULE Y
PART 2 - SUMMARY OF INSURER'S TRANSACTIONS WITH ANY AFFILIATES

1	2	3	4	5	6	7	8	9	10	11	12	13
NAIC Company Code	ID Number	Names of Insurers and Parent, Subsidiaries or Affiliates	Shareholder Dividends	Capital Contributions	Purchases, Sales or Exchanges of Loans, Securities, Real Estate, Mortgage Loans or Other Investments	Income/ (Disbursements) Incurred in Connection with Guarantees or Undertakings for the Benefit of any Affiliate(s)	Management Agreements and Service Contracts	Income/ (Disbursements) Incurred Under Reinsurance Agreements	*	Any Other Material Activity Not in the Ordinary Course of the Insurer's Business	Totals	Reinsurance Recoverable/ (Payable) on Losses and/or Reserve Credit Taken/(Liability)
	41-1913523	ACN Group IPA of New York, Inc.	0	0	0	0	154,107	0		0	154,107	0
	27-0015861	ACN Group of California, Inc.	(5,000,000)	0	0	0	10,972,266	0		0	5,972,266	0
82406	35-1665915	All Savers Insurance Company	(475,000,000)	0	0	0	(47,493,306)	44,675		0	(522,448,631)	1,049
73130	35-1744596	All Savers Life Insurance Company of California	0	0	0	0	(6,924)	0		0	(6,924)	0
	54-1743136	AmeriChoice Corporation	173,000,000	(75,000,000)	0	0	0	0		0	98,000,000	0
95497	22-3368602	AmeriChoice of New Jersey, Inc.	0	0	0	0	(352,511,855)	0		0	(352,511,855)	0
	86-0813232	Arizona Physicians IPA	(25,000,000)	0	0	0	(691,365,070)	0		0	(716,365,070)	0
	30-0842394	AxelaCare Intermediate Holdings, LLC	0	0	0	0	178,362,650	0		0	178,362,650	0
	88-0267857	Behavioral Healthcare Options, Inc.	0	0	0	0	6,795,157	0		0	6,795,157	0
	81-0881243	California Springs Holdings PC	6,910,000	0	0	0	0	0		0	6,910,000	0
12558	45-4976934	Care Improvement Plus of Texas Insurance Company	(15,000,000)	0	0	0	(253,162,349)	0		0	(268,162,349)	0
12567	20-3888112	Care Improvement Plus South Central Insurance Company	0	0	0	0	(353,078,427)	(5,420)		0	(353,083,847)	54
14041	27-5038136	Care Improvement Plus Wisconsin Insurance Company	0	4,000,000	0	0	(45,442,495)	0		0	(41,442,495)	0
	52-1811176	DBP Services of New York IPA, Inc.	0	0	0	0	1,959,368	0		0	1,959,368	0
	52-1452809	Dental Benefit Providers of California, Inc.	(5,000,000)	0	0	0	(7,412,983)	0		0	(12,412,983)	0
52053	36-4008355	Dental Benefit Providers of Illinois, Inc.	0	0	0	0	(40,582)	0		0	(40,582)	0
	41-2014834	Dental Benefit Providers, Inc.	0	0	0	0	182,241,717	0		0	182,241,717	0
	37-0855360	Golden Rule Financial Corporation	557,000,000	0	0	0	0	0		0	557,000,000	0
62286	37-6028756	Golden Rule Insurance Company	(82,000,000)	0	0	0	(216,614,411)	0		0	(298,614,411)	0
	27-2337725	Greater Phoenix Collaborative Care, P.C.	0	0	0	0	122	0		0	122	0
	98-0213198	H&W Indemnity (SPC), Ltd.	0	0	0	0	0	0		0	0	31,080,188
79480	35-1279304	Harken Health Insurance Company	(20,000,000)	0	0	0	777,132	0		0	(19,222,868)	0
96342	88-0201035	Health Plan of Nevada, Inc.	(145,000,000)	0	0	0	(980,321,468)	(3,284,486)		0	(1,128,605,954)	40,405
	13-4138668	INSPIRIS of New York IPA, Inc.	0	0	0	0	282,834,924	0		0	282,834,924	0
	45-3143218	Lifepoint East, Inc.	0	0	0	0	103,215,260	0		0	103,215,260	0
	27-2309024	LifePrint Health, Inc.	0	0	0	0	3,056,067,613	0		0	3,056,067,613	0
60321	52-1803283	MAMSI Life and Health Insurance Company	0	0	0	0	(16,674,456)	(118,629)		0	(16,793,085)	3,785
	95-4874334	March Vision Care Group, Inc.	(6,910,000)	0	0	0	26,933,254	0		0	20,023,254	0
96310	52-1169135	MD-Individual Practice Association, Inc.	(30,000,000)	0	0	0	(25,473,965)	(303,694)		0	(55,777,659)	9,872
12756	20-3391186	Medica Health Plans of Florida, Inc.	0	0	0	0	8,624	0		0	8,624	0
12155	01-0788576	Medica HealthCare Plans, Inc.	(5,000,000)	0	0	0	(72,096,210)	0		0	(77,096,210)	0
	22-3935634	Monarch Health Plan, Inc.	0	0	0	0	0	(3,942,481)		0	(3,942,481)	0
	47-2336925	National MedTrans, LLC	0	0	0	0	4,875,023	0		0	4,875,023	0
95251	76-0196559	National Pacific Dental, Inc.	(1,800,000)	0	0	0	(1,112,512)	0		0	(2,912,512)	0
95123	65-0996107	Neighborhood Health Partnership, Inc.	(44,000,000)	0	0	0	(81,624,477)	0		0	(125,624,477)	0
95758	88-0228572	Nevada Pacific Dental	0	0	0	0	(295,588)	0		0	(295,588)	0
	72-1267232	New Orleans Regional Physician Hospital Organization, L.L.C.	0	0	0	0	(826,667,940)	0		0	(826,667,940)	0

42

SCHEDULE Y
PART 2 - SUMMARY OF INSURER'S TRANSACTIONS WITH ANY AFFILIATES

1	2	3	4	5	6	7	8	9	10	11	12	13
NAIC Company Code	ID Number	Names of Insurers and Parent, Subsidiaries or Affiliates	Shareholder Dividends	Capital Contributions	Purchases, Sales or Exchanges of Loans, Securities, Real Estate, Mortgage Loans or Other Investments	Income/ (Disbursements) Incurred in Connection with Guarantees or Undertakings for the Benefit of any Affiliate(s)	Management Agreements and Service Contracts	Income/ (Disbursements) Incurred Under Reinsurance Agreements	*	Any Other Material Activity Not in the Ordinary Course of the Insurer's Business	Totals	Reinsurance Recoverable/ (Payable) on Losses and/or Reserve Credit Taken/(Liability)
96940	52-1518174	Optimum Choice, Inc.	(10,000,000)	0	0	0	(39,494,040)	(228,418)		0	(49,722,458)	1,251
69647	31-0628424	Optum Insurance of Ohio, Inc.	(14,000,000)	0	0	0	(10,956,547)	0		0	(24,956,547)	0
	41-1591944	OptumHealth Care Solutions, Inc.	0	0	0	0	275,713,891	0		0	275,713,891	0
	41-1858498	OptumInsight, Inc.	0	0	0	0	372,344,816	0		0	372,344,816	0
	01-0516051	OptumRx, Inc.	0	0	0	0	7,200,345,063	0		0	7,200,345,063	0
	13-3818652	OrthoNet LLC	0	0	0	0	1,285,451	0		0	1,285,451	0
	30-0029448	OrthoNet of the Mid-Atlantic, Inc.	0	0	0	0	(24,347)	0		0	(24,347)	0
78026	22-2797560	Oxford Health Insurance, Inc.	(390,000,000)	0	0	0	(919,112,682)	(60,252)		0	(1,309,172,934)	2,281,691
96798	06-1181201	Oxford Health Plans (CT), Inc.	0	0	0	0	(285,729,226)	(1,672,256)		0	(337,401,482)	10,279
95506	22-2745725	Oxford Health Plans (NJ), Inc.	(38,000,000)	0	0	0	(110,816,497)	1,619,813		0	(147,196,684)	951,150
95479	06-1181200	Oxford Health Plans (NY), Inc.	(25,000,000)	0	0	0	(138,963,104)	0		0	(163,963,104)	0
	52-2443751	Oxford Health Plans LLC	113,000,000	0	0	0	0	0		0	113,000,000	0
70785	35-1137395	PacifiCare Life and Health Insurance Company	(3,400,000)	0	0	0	(1,333,774)	161		0	(4,733,613)	12,290
84506	95-2829463	PacifiCare Life Assurance Company	0	0	0	0	104,913	0		0	104,913	0
95617	94-3267522	PacifiCare of Arizona, Inc.	(6,000,000)	0	0	0	(1,576,364)	(2,319)		0	(7,578,683)	0
95434	84-1011378	PacifiCare of Colorado, Inc.	(27,000,000)	0	0	0	(1,148,067,771)	(4,222,907)		0	(1,179,290,678)	0
95685	86-0875231	PacifiCare of Nevada, Inc.	0	0	0	0	(241,026)	(587)		0	(241,613)	0
13607	20-5662149	People's Health, Inc.	0	0	0	0	826,667,940	0		0	826,667,940	0
11494	04-3677255	Physicians Health Choice of Texas, LLC	0	10,000,000	0	0	(599,774,551)	(311,072)		0	(590,085,623)	330
11176	65-0885893	Preferred Care Partners, Inc.	0	0	0	0	(729,114,102)	0		0	(729,114,102)	0
	33-0607478	PrimeCare Medical Network, Inc.	(65,000,000)	0	0	0	265,329,148	0		0	200,329,148	0
95482	84-0614905	Rocky Mountain Health Maintenance Organization, Inc.	0	0	0	0	(74,687,769)	0		0	(74,687,769)	0
47004	84-1224718	Rocky Mountain HealthCare Options, Inc.	0	0	0	0	(923,015)	0		0	(923,015)	0
71420	94-0734860	Sierra Health and Life Insurance Company	(150,000,000)	0	0	0	(2,116,487,285)	(59,583)		0	(2,266,546,868)	(40,405)
	88-0201420	Southwest Medical Associates, Inc.	0	0	0	0	207,501,109	0		0	207,501,109	0
	71-0886811	Spectera of New York, IPA, Inc.	0	0	0	0	34,298	0		0	34,298	0
	52-1260282	Spectera, Inc.	0	0	0	0	23,860,408	0		0	23,860,408	0
84549	38-2044243	Symphonix Health Insurance	0	55,000,000	0	0	(302,460,305)	0		0	(247,460,305)	0
	94-3077084	U.S. Behavioral Health Plan, California	0	0	0	0	48,666,233	0		0	48,666,233	0
	95-2931460	UHC of California	(50,000,000)	0	0	0	(1,089,514,870)	0		0	(1,139,514,870)	0
91529	52-1996029	Unimerica Insurance Company	(18,000,000)	0	0	0	(35,170,926)	11,359,492		0	(41,811,434)	(4,741,135)
11596	01-0637149	Unimerica Life Insurance Company of New York	0	0	0	0	(1,423,838)	0		0	(1,423,838)	0
	20-5917714	Unison Health Plan of Delaware, Inc.	(35,000,000)	0	0	0	(1,231,130)	(3,937,573)		0	(40,168,703)	0
	94-2649097	United Behavioral Health	0	0	0	0	1,505,191,000	0		0	1,505,191,000	0
	41-1868911	United Behavioral Health of New York, I.P.A., Inc.	0	0	0	0	1,798,006	0		0	1,798,006	0
	41-1289245	United HealthCare Services, Inc.	2,822,000,000	(409,000,000)	0	0	12,252,969,100	0		0	14,665,969,100	0
	41-1321939	UnitedHealth Group Incorporated	0	0	0	0	2,248,956,966	0		0	2,248,956,966	0
95174	33-0115163	UnitedHealthcare Benefits of Texas, Inc.	(20,000,000)	0	0	0	(2,499,211,749)	(4,757,933)		0	(2,523,969,682)	38,352
	47-3221444	UnitedHealthcare Benefits Plan of California	0	0	0	0	(118,344)	0		0	(118,344)	0

42.1

SCHEDULE Y
PART 2 - SUMMARY OF INSURER'S TRANSACTIONS WITH ANY AFFILIATES

1	2	3	4	5	6	7	8	9	10	11	12	13
NAIC Company Code	ID Number	Names of Insurers and Parent, Subsidiaries or Affiliates	Shareholder Dividends	Capital Contributions	Purchases, Sales or Exchanges of Loans, Securities, Real Estate, Mortgage Loans or Other Investments	Income/ (Disbursements) Incurred in Connection with Guarantees or Undertakings for the Benefit of any Affiliate(s)	Management Agreements and Service Contracts	Income/ (Disbursements) Incurred Under Reinsurance Agreements	*	Any Other Material Activity Not in the Ordinary Course of the Insurer's Business	Totals	Reinsurance Recoverable/ (Payable) on Losses and/or Reserve Credit Taken/(Liability)
	46-4348775	UnitedHealthcare Community Plan of California, Inc.	(40,000,000)	75,000,000	.0	.0	(8,351,571)	.0		.0	26,648,429	.0
13168	26-2688274	UnitedHealthcare Community Plan of Georgia, Inc.	.0	.0	.0	.0	2,280	.0		.0	2,280	.0
12323	56-2451429	UnitedHealthcare Community Plan of Ohio, Inc.	(25,000,000)	.0	.0	.0	(484,360,601)	9,898,523		.0	(499,462,078)	18,462,343
11141	91-2008361	UnitedHealthcare Community Plan of Texas, L.L.C.	.0	30,000,000	.0	.0	(281,430,826)	(2,584,381)		.0	(254,015,207)	148,243
95467	38-3204052	UnitedHealthcare Community Plan, Inc.	(18,000,000)	.0	.0	.0	(165,439,881)	4,201,499		.0	(179,238,382)	1,207,667
79413	36-2739571	UnitedHealthcare Insurance Company	(1,295,000,000)	250,000,000	.0	.0	(9,805,486,137)	142,702,777		.0	(10,707,783,360)	(467,852,784)
60318	36-3800349	UnitedHealthcare Insurance Company of Illinois	(65,000,000)	.0	.0	.0	(164,732,524)	540,405		.0	(229,192,119)	87,196
60093	11-3283886	UnitedHealthcare Insurance Company of New York	.0	.0	.0	.0	(552,996,181)	(70,689,059)		.0	(623,685,240)	283,685,417
12231	20-1902768	UnitedHealthcare Insurance Company of the River Valley	.0	.0	.0	.0	(179,835,631)	525,580		.0	(179,310,051)	130,438
97179	86-0207231	UnitedHealthcare Life insurance Company	.0	.0	.0	.0	(45,202,639)	(15,023)		.0	(45,217,662)	(12,290)
95784	63-0899562	UnitedHealthcare of Alabama, Inc.	(5,000,000)	.0	.0	.0	(16,043,987)	(94,750)		.0	(21,138,737)	.0
96016	86-0507074	UnitedHealthcare of Arizona, Inc.	(8,000,000)	.0	.0	.0	(14,221,080)	(135,265)		.0	(22,356,345)	.0
95446	63-1036819	UnitedHealthcare of Arkansas, Inc.	(3,300,000)	.0	.0	.0	(12,337,845)	(64,841)		.0	(15,702,686)	.0
95090	84-1004639	UnitedHealthcare of Colorado, Inc.	.0	.0	.0	.0	(16,324,773)	(104,874)		.0	(16,429,647)	.0
95264	59-1293865	UnitedHealthcare of Florida, Inc.	(65,000,000)	.0	.0	.0	(392,136,019)	(2,500,082)		.0	(459,636,101)	.0
95850	58-1653544	UnitedHealthcare of Georgia, Inc.	.0	.0	.0	.0	(49,310,328)	(361,566)		.0	(49,671,894)	.0
95776	36-3280214	UnitedHealthcare of Illinois, Inc.	(5,500,000)	.0	.0	.0	(23,239,317)	(189,296)		.0	(28,928,613)	56
96644	62-1240316	UnitedHealthcare of Kentucky, Ltd.	.0	.0	.0	.0	(19,219,677)	(160,358)		.0	(19,380,035)	.0
95833	72-1074008	UnitedHealthcare of Louisiana, Inc.	.0	.0	.0	.0	(276,890,193)	(9,124,265)		.0	(286,014,458)	453,507
95716	63-1036817	UnitedHealthcare of Mississippi, Inc.	.0	.0	.0	.0	(115,997,080)	1,030,943		.0	(114,966,137)	297,735
95149	05-0413469	UnitedHealthcare of New England, Inc.	.0	.0	.0	.0	(281,504,581)	(1,544,549)		.0	(283,049,130)	2,622,094
13214	26-2697886	UnitedHealthcare of New Mexico	(10,000,000)	.0	.0	.0	(99,520,740)	1,611,257		.0	(107,909,483)	585,145
95085	06-1172891	UnitedHealthcare of New York, Inc.	.0	.0	.0	.0	(1,068,301,751)	.0		.0	(1,068,301,751)	.0
95103	56-1461010	UnitedHealthcare of North Carolina, Inc.	(30,000,000)	.0	.0	.0	(54,691,016)	(563,269)		.0	(85,254,285)	.0
95186	31-1142815	UnitedHealthcare of Ohio, Inc.	(30,000,000)	.0	.0	.0	(8,477,273)	(58,492)		.0	(38,535,765)	.0
96903	33-0115166	UnitedHealthcare of Oklahoma, Inc.	(22,500,000)	.0	.0	.0	(73,500,809)	.0		.0	(96,000,809)	.0
95893	93-0938819	UnitedHealthcare of Oregon, Inc.	.0	.0	.0	.0	(232,091,905)	.0		.0	(232,091,905)	.0
95220	25-1756858	UnitedHealthcare of Pennsylvania, Inc.	(55,000,000)	.0	.0	.0	(230,597,295)	(1,239,032)		.0	(286,836,327)	.0
95765	95-3939697	UnitedHealthcare of Texas, Inc.	(8,000,000)	.0	.0	.0	(15,558,290)	(177,422)		.0	(23,735,712)	197
95025	52-1130183	UnitedHealthcare of the Mid-Atlantic, Inc.	.0	.0	.0	.0	(157,058,648)	(1,002,542)		.0	(158,061,190)	74
95591	47-0676824	UnitedHealthcare of the Midlands, Inc.	(15,000,000)	.0	.0	.0	(610,122,416)	(12,433,781)		.0	(637,556,197)	.0
96385	43-1361841	UnitedHealthcare of the Midwest, Inc.	(25,000,000)	.0	.0	.0	(272,320,017)	(32,191,490)		.0	(329,511,507)	130,535,806
95501	41-1488563	UnitedHealthcare of Utah, Inc.	.0	.0	.0	.0	(696,697,980)	(811,366)		.0	(697,509,346)	.0
48038	91-1312551	UnitedHealthcare of Washington, Inc.	(10,500,000)	.0	.0	.0	(182,557,822)	.0		.0	(193,057,822)	.0
95710	39-1555888	UnitedHealthcare of Wisconsin, Inc.	(175,000,000)	.0	.0	.0	(1,287,073,071)	(8,472,962)		.0	(1,470,546,033)	.0

42.2

SCHEDULE Y
PART 2 - SUMMARY OF INSURER'S TRANSACTIONS WITH ANY AFFILIATES

1	2	3	4	5	6	7	8	9	10	11	12	13
NAIC Company Code	ID Number	Names of Insurers and Parent, Subsidiaries or Affiliates	Shareholder Dividends	Capital Contributions	Purchases, Sales or Exchanges of Loans, Securities, Real Estate, Mortgage Loans or Other Investments	Income/ (Disbursements) Incurred in Connection with Guarantees or Undertakings for the Benefit of any Affiliate(s)	Management Agreements and Service Contracts	Income/ (Disbursements) Incurred Under Reinsurance Agreements	*	Any Other Material Activity Not in the Ordinary Course of the Insurer's Business	Totals	Reinsurance Recoverable/ (Payable) on Losses and/or Reserve Credit Taken/(Liability)
95378	36-3379945	UnitedHealthcare Plan of the River Valley, Inc.	0	60,000,000	0	0	(617,273,132)	(6,108,850)		0	(563,381,982)	0
	47-0854646	UnitedHealthcare Service LLC	0	0	0	0	904,374	0		0	904,374	0
	01-0518346	UnitedHealthcare Specialty Benefits, LLC	0	0	0	0	22,230	0		0	22,230	0
	35-2314192	WellMed Network of Florida, Inc.	0	0	0	0	882,670,634	0		0	882,670,634	0
	74-2889447	WellMed Networks, Inc.	0	0	0	0	2,619,166,239	0		0	2,619,166,239	0
9999999	Control Totals		0	0	0	0	0	0	XXX	0	0	0

ANNUAL STATEMENT FOR THE YEAR 2018 OF THE UnitedHealthcare of Kentucky, Ltd.









SUPPLEMENTAL EXHIBITS AND SCHEDULES INTERROGATORIES

The following supplemental reports are required to be filed as part of your statement filing unless specifically waived by the domiciliary state. However, in the event that your domiciliary state waives the filing requirement, your response of WAIVED to the specific interrogatory will be accepted in lieu of filing a "NONE" report and a bar code will be printed below. If the supplement is required of your company but is not being filed for whatever reason enter SEE EXPLANATION and provide an explanation following the interrogatory questions.

		Responses
MARCH FILING		
1.	Will the Supplemental Compensation Exhibit be filed with the state of domicile by March 1?	YES
2.	Will an actuarial opinion be filed by March 1?	YES
3.	Will the confidential Risk-based Capital Report be filed with the NAIC by March 1?.....	YES
4.	Will the confidential Risk-based Capital Report be filed with the state of domicile, if required, by March 1?.....	YES
APRIL FILING		
5.	Will Management's Discussion and Analysis be filed by April 1?	YES
6.	Will the Supplemental Investment Risks Interrogatories be filed by April 1?	YES
7.	Will the Accident and Health Policy Experience Exhibit be filed by April 1?	YES
JUNE FILING		
8.	Will an audited financial report be filed by June 1?	YES
9.	Will Accountant's Letter of Qualifications be filed with the state of domicile and electronically with the NAIC by June 1?	YES

AUGUST FILING		
10.	Will the regulator-only (non-public) Communication of Internal Control Related Matters Noted in Audit be filed with the state of domicile and electronically with the NAIC (as a regulator-only non-public document) by August 1?	YES
The following supplemental reports are required to be filed as part of your annual statement filing if your company is engaged in the type of business covered by the supplement. However, in the event that your company does not transact the type of business for which the special report must be filed, your response of NO to the specific interrogatory will be accepted in lieu of filing a "NONE" report and a bar code will be printed below. If the supplement is required of your company but is not being filed for whatever reason enter SEE EXPLANATION and provide an explanation following the interrogatory questions.		

MARCH FILING		
11.	Will the Medicare Supplement Insurance Experience Exhibit be filed with the state of domicile and the NAIC by March 1?	NO
12.	Will the Supplemental Life data due March 1 be filed with the state of domicile and the NAIC?	NO
13.	Will Schedule SIS (Stockholder Information Supplement) be filed with the state of domicile by March 1?.....	NO
14.	Will the actuarial opinion on participating and non-participating policies as required in Interrogatories 1 and 2 on Exhibit 5 to Life Supplement be filed with the state of domicile and electronically with the NAIC by March 1?.....	NO
15.	Will the actuarial opinion on non-guaranteed elements as required in Interrogatory 3 to Exhibit 5 to Life Supplement be filed with the state of domicile and electronically with the NAIC by March 1?.....	NO
16.	Will the Medicare Part D Coverage Supplement be filed with the state of domicile and the NAIC by March 1?.....	NO
17.	Will an approval from the reporting entity's state of domicile for relief related to the five-year rotation requirement for lead audit partner be filed electronically with the NAIC by March 1?	NO
18.	Will an approval from the reporting entity's state of domicile for relief related to the one-year cooling off period for independent CPA be filed electronically with the NAIC by March 1?	NO
19.	Will an approval from the reporting entity's state of domicile for relief related to the Requirements for Audit Committees be filed electronically with the NAIC by March 1?.....	NO
APRIL FILING		
20.	Will the Long-Term Care Experience Reporting Forms be filed with the state of domicile and the NAIC by April 1?	NO
21.	Will the Supplemental Life data due April 1 be filed with the state of domicile and the NAIC?	NO
22.	Will the Supplemental Health Care Exhibit (Parts 1, 2 and 3) be filed with the state of domicile and the NAIC by April 1?	YES
23.	Will the regulator only (non-public) Supplemental Health Care Exhibit's Expense Allocation Report be filed with the state of domicile and the NAIC by April 1?	YES
24.	Will the Life, Health & Annuity Guaranty Association Model Act Assessment Base Reconciliation Exhibit be filed with the state of domicile and the NAIC by April 1?	YES
25.	Will the Adjustments to the Life, Health & Annuity Guaranty Association Model Act Assessment Base Reconciliation Exhibit (if required) be filed with the state of domicile and the NAIC by April 1?	YES
AUGUST FILING		
26.	Will Management's Report of Internal Control Over Financial Reporting be filed with the state of domicile by August 1?	NO
Explanations:		
11.		
12.		
13.		
14.		
15.		
16.		
17.		
18.		
19.		
20.		
21.		
26.		

Bar Codes:	
11. Medicare Supplement Insurance Experience Exhibit [Document Identifier 360]	
12. Life Supplement [Document Identifier 205]	
13. SIS Stockholder Information Supplement [Document Identifier 420]	
14. Participating Opinion for Exhibit 5 [Document Identifier 371]	
15. Non-Guaranteed Opinion for Exhibit 5 [Document Identifier 370]	
16. Medicare Part D Coverage Supplement [Document Identifier 365]	
17. Relief from the five-year rotation requirement for lead audit partner [Document Identifier 224]	
18. Relief from the one-year cooling off period for independent CPA [Document Identifier 225]	

ANNUAL STATEMENT FOR THE YEAR 2018 OF THE UnitedHealthcare of Kentucky, Ltd.

SUPPLEMENTAL EXHIBITS AND SCHEDULES INTERROGATORIES

19. Relief from the Requirements for Audit Committees [Document Identifier 226]



20. Long-Term Care Experience Reporting Forms [Document Identifier 306]



21. Life Supplement [Document Identifier 211]



26. Management’s Report of Internal Control Over Financial Reporting [Document Identifier 223]



ANNUAL STATEMENT FOR THE YEAR 2018 OF THE UnitedHealthcare of Kentucky, Ltd.

OVERFLOW PAGE FOR WRITE-INS

Additional Write-ins for Underwriting and Investment Exhibit Part 3 Line 25

	Claim Adjustment Expenses		3 General Administrative Expenses	4 Investment Expenses	5 Total
	1 Cost Containment Expenses	2 Other Claim Adjustment Expenses			
2504. Miscellaneous Losses	124	116	93,493	0	93,733
2505. Professional Fees\Consulting	35,159	33,063	103,381	0	171,603
2506. Sundry General Expenses	174,432	164,035	512,901	0	851,368
2597. Summary of remaining write-ins for Line 25 from overflow page	209,715	197,214	709,775	0	1,116,704

SUMMARY INVESTMENT SCHEDULE

Investment Categories	Gross Investment Holdings		Admitted Assets as Reported in the Annual Statement			
	1	2	3	4	5	6
	Amount	Percentage	Amount	Securities Lending Reinvested Collateral Amount	Total (Col. 3 + 4) Amount	Percentage
1. Bonds:						
1.1 U.S. treasury securities	1,891,074	5.001	1,891,074	0	1,891,074	5.001
1.2 U.S. government agency obligations (excluding mortgage-backed securities):						
1.21 Issued by U.S. government agencies	0	0.000	0	0	0	0.000
1.22 Issued by U.S. government sponsored agencies	0	0.000	0	0	0	0.000
1.3 Non-U.S. government (including Canada, excluding mortgaged-backed securities)	0	0.000	0	0	0	0.000
1.4 Securities issued by states, territories, and possessions and political subdivisions in the U.S. :						
1.41 States, territories and possessions general obligations	669,297	1.770	669,297	0	669,297	1.770
1.42 Political subdivisions of states, territories and possessions and political subdivisions general obligations	605,373	1.601	605,373	0	605,373	1.601
1.43 Revenue and assessment obligations	5,375,340	14.216	5,375,340	0	5,375,340	14.216
1.44 Industrial development and similar obligations	0	0.000	0	0	0	0.000
1.5 Mortgage-backed securities (includes residential and commercial MBS):						
1.51 Pass-through securities:						
1.511 Issued or guaranteed by GNMA	0	0.000	0	0	0	0.000
1.512 Issued or guaranteed by FNMA and FHLMC	2,074,986	5.488	2,074,986	0	2,074,986	5.488
1.513 All other	0	0.000	0	0	0	0.000
1.52 CMOs and REMICs:						
1.521 Issued or guaranteed by GNMA, FNMA, FHLMC or VA	0	0.000	0	0	0	0.000
1.522 Issued by non-U.S. Government issuers and collateralized by mortgage-backed securities issued or guaranteed by agencies shown in Line 1.521	126,236	0.334	126,236	0	126,236	0.334
1.523 All other	0	0.000	0	0	0	0.000
2. Other debt and other fixed income securities (excluding short-term):						
2.1 Unaffiliated domestic securities (includes credit tenant loans and hybrid securities)	4,830,122	12.774	4,830,122	0	4,830,122	12.774
2.2 Unaffiliated non-U.S. securities (including Canada)	230,078	0.608	230,078	0	230,078	0.608
2.3 Affiliated securities	0	0.000	0	0	0	0.000
3. Equity interests:						
3.1 Investments in mutual funds	0	0.000	0	0	0	0.000
3.2 Preferred stocks:						
3.21 Affiliated	0	0.000	0	0	0	0.000
3.22 Unaffiliated	0	0.000	0	0	0	0.000
3.3 Publicly traded equity securities (excluding preferred stocks):						
3.31 Affiliated	0	0.000	0	0	0	0.000
3.32 Unaffiliated	0	0.000	0	0	0	0.000
3.4 Other equity securities:						
3.41 Affiliated	0	0.000	0	0	0	0.000
3.42 Unaffiliated	0	0.000	0	0	0	0.000
3.5 Other equity interests including tangible personal property under lease:						
3.51 Affiliated	0	0.000	0	0	0	0.000
3.52 Unaffiliated	0	0.000	0	0	0	0.000
4. Mortgage loans:						
4.1 Construction and land development	0	0.000	0	0	0	0.000
4.2 Agricultural	0	0.000	0	0	0	0.000
4.3 Single family residential properties	0	0.000	0	0	0	0.000
4.4 Multifamily residential properties	0	0.000	0	0	0	0.000
4.5 Commercial loans	0	0.000	0	0	0	0.000
4.6 Mezzanine real estate loans	0	0.000	0	0	0	0.000
5. Real estate investments:						
5.1 Property occupied by company	0	0.000	0	0	0	0.000
5.2 Property held for production of income (including \$0 of property acquired in satisfaction of debt)	0	0.000	0	0	0	0.000
5.3 Property held for sale (including \$0 property acquired in satisfaction of debt)	0	0.000	0	0	0	0.000
6. Contract loans	0	0.000	0	0	0	0.000
7. Derivatives	0	0.000	0	0	0	0.000
8. Receivables for securities	583	0.002	584	0	584	0.002
9. Securities Lending (Line 10, Asset Page reinvested collateral)	0	0.000	0	XXX	XXX	XXX
10. Cash, cash equivalents and short-term investments	22,009,456	58.207	22,009,456	0	22,009,456	58.207
11. Other invested assets	0	0.000	0	0	0	0.000
12. Total invested assets	37,812,545	100.000	37,812,546	0	37,812,546	100.000

Schedule A - Verification - Real Estate

N O N E

Schedule B - Verification - Mortgage Loans

N O N E

ANNUAL STATEMENT FOR THE YEAR 2018 OF THE UnitedHealthcare of Kentucky, Ltd.

SCHEDULE BA - VERIFICATION BETWEEN YEARS

Other Long-Term Invested Assets

1.	Book/adjusted carrying value, December 31 of prior year	
2.	Cost of acquired:	
	2.1 Actual cost at time of acquisition (Part 2, Column 8)	
	2.2 Additional investment made after acquisition (Part 2, Column 9)	
3.	Capitalized deferred interest and other:	
	3.1 Totals, Part 1, Column 16	
	3.2 Totals, Part 3, Column 12	
4.	Accrual of discount	
5.	Unrealized valuation increase (decrease):	
	5.1 Totals, Part 1, Column 13	
	5.2 Totals, Part 3, Column 9	
6.	Total gain (loss) on disposals, Part 3, Column 19	
7.	Deduct amounts received on disposals, Part 3, Column 16	
8.	Deduct amortization of premium and depreciation	
9.	Total foreign exchange change in book/adjusted carrying value:	
	9.1 Totals, Part 1, Column 17	
	9.2 Totals, Part 3, Column 14	
10.	Deduct current year's other than temporary impairment recognized:	
	10.1 Totals, Part 1, Column 15	
	10.2 Totals, Part 3, Column 11	
11.	Book/adjusted carrying value at end of current period (Lines 1+2+3+4+5+6-7-8+9-10)	
12.	Deduct total nonadmitted amounts	
13.	Statement value at end of current period (Line 11 minus Line 12)	

SCHEDULE D - VERIFICATION BETWEEN YEARS

Bonds and Stocks

1.	Book/adjusted carrying value, December 31 of prior year	15,654,828
2.	Cost of bonds and stocks acquired, Part 3, Column 7	3,398,735
3.	Accrual of discount	4,227
4.	Unrealized valuation increase (decrease):	
	4.1. Part 1, Column 12	0
	4.2. Part 2, Section 1, Column 15	0
	4.3. Part 2, Section 2, Column 13	0
	4.4. Part 4, Column 11	0
5.	Total gain (loss) on disposals, Part 4, Column 19	(7,336)
6.	Deduction consideration for bonds and stocks disposed of, Part 4, Column 7	3,042,453
7.	Deduct amortization of premium	205,494
8.	Total foreign exchange change in book/adjusted carrying value:	
	8.1. Part 1, Column 15	0
	8.2. Part 2, Section 1, Column 19	0
	8.3. Part 2, Section 2, Column 16	0
	8.4. Part 4, Column 15	0
9.	Deduct current year's other than temporary impairment recognized:	
	9.1. Part 1, Column 14	0
	9.2. Part 2, Section 1, Column 17	0
	9.3. Part 2, Section 2, Column 14	0
	9.4. Part 4, Column 13	0
10.	Total investment income recognized as a result of prepayment penalties and/or acceleration fees, Notes 5R, Line 5R(2)	0
11.	Book/adjusted carrying value at end of current period (Lines 1+2+3+4+5-6-7+8-9+10)	15,802,507
12.	Deduct total nonadmitted amounts	0
13.	Statement value at end of current period (Line 11 minus Line 12)	15,802,507

SCHEDULE D - SUMMARY BY COUNTRY

Long-Term Bonds and Stocks OWNED December 31 of Current Year

Description		1 Book/Adjusted Carrying Value	2 Fair Value	3 Actual Cost	4 Par Value of Bonds
BONDS	1. United States	1,891,074	1,863,317	1,891,222	1,900,000
Governments	2. Canada	0	0	0	0
(Including all obligations guaranteed by governments)	3. Other Countries	0	0	0	0
	4. Totals	1,891,074	1,863,317	1,891,222	1,900,000
U.S. States, Territories and Possessions (Direct and guaranteed)	5. Totals	669,296	668,941	706,528	590,000
U.S. Political Subdivisions of States, Territories and Possessions (Direct and guaranteed)	6. Totals	605,373	609,926	633,616	550,000
U.S. Special Revenue and Special Assessment Obligations and all Non- Guaranteed Obligations of Agencies and Authorities of Governments and their Political Subdivisions	7. Totals	7,450,326	7,365,930	7,688,504	6,895,834
Industrial and Miscellaneous, SVO Identified Funds, Bank Loans and Hybrid Securities (unaffiliated)	8. United States	4,956,358	4,844,305	4,984,370	4,920,596
	9. Canada	60,088	59,411	60,218	60,000
	10. Other Countries	169,990	168,286	169,960	170,000
	11. Totals	5,186,436	5,072,002	5,214,548	5,150,596
Parent, Subsidiaries and Affiliates	12. Totals	0	0	0	0
	13. Total Bonds	15,802,505	15,580,116	16,134,418	15,086,430
PREFERRED STOCKS	14. United States	0	0	0	
Industrial and Miscellaneous (unaffiliated)	15. Canada	0	0	0	
	16. Other Countries	0	0	0	
	17. Totals	0	0	0	
Parent, Subsidiaries and Affiliates	18. Totals	0	0	0	
	19. Total Preferred Stocks	0	0	0	
COMMON STOCKS	20. United States	0	0	0	
Industrial and Miscellaneous (unaffiliated)	21. Canada	0	0	0	
	22. Other Countries	0	0	0	
	23. Totals	0	0	0	
Parent, Subsidiaries and Affiliates	24. Totals	0	0	0	
	25. Total Common Stocks	0	0	0	
	26. Total Stocks	0	0	0	
	27. Total Bonds and Stocks	15,802,505	15,580,116	16,134,418	

ANNUAL STATEMENT FOR THE YEAR 2018 OF THE UnitedHealthcare of Kentucky, Ltd.

SCHEDULE D - PART 1A - SECTION 1

Quality and Maturity Distribution of All Bonds Owned December 31, at Book/Adjusted Carrying Values by Major Types of Issues and NAIC Designations

NAIC Designation	1 1 Year or Less	2 Over 1 Year Through 5 Years	3 Over 5 Years Through 10 Years	4 Over 10 Years Through 20 Years	5 Over 20 Years	6 No Maturity Date	7 Total Current Year	8 Col. 7 as a % of Line 11.7	9 Total from Col. 7 Prior Year	10 % From Col. 8 Prior Year	11 Total Publicly Traded	12 Total Privately Placed (a)
1. U.S. Governments												
1.1 NAIC 1	704,167	449,529	937,173	0	0	XXX	2,090,869	13.1	1,702,318	10.9	2,090,869	0
1.2 NAIC 2	0	0	0	0	0	XXX	0	0.0	0	0.0	0	0
1.3 NAIC 3	0	0	0	0	0	XXX	0	0.0	0	0.0	0	0
1.4 NAIC 4	0	0	0	0	0	XXX	0	0.0	0	0.0	0	0
1.5 NAIC 5	0	0	0	0	0	XXX	0	0.0	0	0.0	0	0
1.6 NAIC 6	0	0	0	0	0	XXX	0	0.0	0	0.0	0	0
1.7 Totals	704,167	449,529	937,173	0	0	XXX	2,090,869	13.1	1,702,318	10.9	2,090,869	0
2. All Other Governments												
2.1 NAIC 1	0	0	0	0	0	XXX	0	0.0	0	0.0	0	0
2.2 NAIC 2	0	0	0	0	0	XXX	0	0.0	0	0.0	0	0
2.3 NAIC 3	0	0	0	0	0	XXX	0	0.0	0	0.0	0	0
2.4 NAIC 4	0	0	0	0	0	XXX	0	0.0	0	0.0	0	0
2.5 NAIC 5	0	0	0	0	0	XXX	0	0.0	0	0.0	0	0
2.6 NAIC 6	0	0	0	0	0	XXX	0	0.0	0	0.0	0	0
2.7 Totals	0	0	0	0	0	XXX	0	0.0	0	0.0	0	0
3. U.S. States, Territories and Possessions etc., Guaranteed												
3.1 NAIC 1	0	329,595	339,701	0	0	XXX	669,296	4.2	686,607	4.4	669,296	0
3.2 NAIC 2	0	0	0	0	0	XXX	0	0.0	0	0.0	0	0
3.3 NAIC 3	0	0	0	0	0	XXX	0	0.0	0	0.0	0	0
3.4 NAIC 4	0	0	0	0	0	XXX	0	0.0	0	0.0	0	0
3.5 NAIC 5	0	0	0	0	0	XXX	0	0.0	0	0.0	0	0
3.6 NAIC 6	0	0	0	0	0	XXX	0	0.0	0	0.0	0	0
3.7 Totals	0	329,595	339,701	0	0	XXX	669,296	4.2	686,607	4.4	669,296	0
4. U.S. Political Subdivisions of States, Territories and Possessions , Guaranteed												
4.1 NAIC 1	0	605,373	0	0	0	XXX	605,373	3.8	998,959	6.4	605,373	0
4.2 NAIC 2	0	0	0	0	0	XXX	0	0.0	0	0.0	0	0
4.3 NAIC 3	0	0	0	0	0	XXX	0	0.0	0	0.0	0	0
4.4 NAIC 4	0	0	0	0	0	XXX	0	0.0	0	0.0	0	0
4.5 NAIC 5	0	0	0	0	0	XXX	0	0.0	0	0.0	0	0
4.6 NAIC 6	0	0	0	0	0	XXX	0	0.0	0	0.0	0	0
4.7 Totals	0	605,373	0	0	0	XXX	605,373	3.8	998,959	6.4	605,373	0
5. U.S. Special Revenue & Special Assessment Obligations, etc., Non-Guaranteed												
5.1 NAIC 1	221,581	4,046,273	2,235,217	798,768	148,487	XXX	7,450,326	46.6	8,348,462	53.3	7,450,326	0
5.2 NAIC 2	0	0	0	0	0	XXX	0	0.0	0	0.0	0	0
5.3 NAIC 3	0	0	0	0	0	XXX	0	0.0	0	0.0	0	0
5.4 NAIC 4	0	0	0	0	0	XXX	0	0.0	0	0.0	0	0
5.5 NAIC 5	0	0	0	0	0	XXX	0	0.0	0	0.0	0	0
5.6 NAIC 6	0	0	0	0	0	XXX	0	0.0	0	0.0	0	0
5.7 Totals	221,581	4,046,273	2,235,217	798,768	148,487	XXX	7,450,326	46.6	8,348,462	53.3	7,450,326	0

S105

ANNUAL STATEMENT FOR THE YEAR 2018 OF THE UnitedHealthcare of Kentucky, Ltd.

SCHEDULE D - PART 1A - SECTION 1 (Continued)

Quality and Maturity Distribution of All Bonds Owned December 31, at Book/Adjusted Carrying Values by Major Types of Issues and NAIC Designations

NAIC Designation	1 1 Year or Less	2 Over 1 Year Through 5 Years	3 Over 5 Years Through 10 Years	4 Over 10 Years Through 20 Years	5 Over 20 Years	6 No Maturity Date	7 Total Current Year	8 Col. 7 as a % of Line 11.7	9 Total from Col. 7 Prior Year	10 % From Col. 8 Prior Year	11 Total Publicly Traded	12 Total Privately Placed (a)
6. Industrial & Miscellaneous (Unaffiliated)												
6.1 NAIC 1	1,111,496	2,087,131	607,607	29,426	0	XXX	3,835,660	24.0	2,613,263	16.7	3,835,660	0
6.2 NAIC 2	49,990	726,772	574,014	0	0	XXX	1,350,776	8.4	1,305,221	8.3	1,350,776	0
6.3 NAIC 3	0	0	0	0	0	XXX	0	0.0	0	0.0	0	0
6.4 NAIC 4	0	0	0	0	0	XXX	0	0.0	0	0.0	0	0
6.5 NAIC 5	0	0	0	0	0	XXX	0	0.0	0	0.0	0	0
6.6 NAIC 6	0	0	0	0	0	XXX	0	0.0	0	0.0	0	0
6.7 Totals	1,161,486	2,813,903	1,181,621	29,426	0	XXX	5,186,436	32.4	3,918,484	25.0	5,186,436	0
7. Hybrid Securities												
7.1 NAIC 1	0	0	0	0	0	XXX	0	0.0	0	0.0	0	0
7.2 NAIC 2	0	0	0	0	0	XXX	0	0.0	0	0.0	0	0
7.3 NAIC 3	0	0	0	0	0	XXX	0	0.0	0	0.0	0	0
7.4 NAIC 4	0	0	0	0	0	XXX	0	0.0	0	0.0	0	0
7.5 NAIC 5	0	0	0	0	0	XXX	0	0.0	0	0.0	0	0
7.6 NAIC 6	0	0	0	0	0	XXX	0	0.0	0	0.0	0	0
7.7 Totals	0	0	0	0	0	XXX	0	0.0	0	0.0	0	0
8. Parent, Subsidiaries and Affiliates												
8.1 NAIC 1	0	0	0	0	0	XXX	0	0.0	0	0.0	0	0
8.2 NAIC 2	0	0	0	0	0	XXX	0	0.0	0	0.0	0	0
8.3 NAIC 3	0	0	0	0	0	XXX	0	0.0	0	0.0	0	0
8.4 NAIC 4	0	0	0	0	0	XXX	0	0.0	0	0.0	0	0
8.5 NAIC 5	0	0	0	0	0	XXX	0	0.0	0	0.0	0	0
8.6 NAIC 6	0	0	0	0	0	XXX	0	0.0	0	0.0	0	0
8.7 Totals	0	0	0	0	0	XXX	0	0.0	0	0.0	0	0
9. SVO Identified Funds												
9.1 NAIC 1	XXX	XXX	XXX	XXX	XXX	0	0	0.0	0	0.0	0	0
9.2 NAIC 2	XXX	XXX	XXX	XXX	XXX	0	0	0.0	0	0.0	0	0
9.3 NAIC 3	XXX	XXX	XXX	XXX	XXX	0	0	0.0	0	0.0	0	0
9.4 NAIC 4	XXX	XXX	XXX	XXX	XXX	0	0	0.0	0	0.0	0	0
9.5 NAIC 5	XXX	XXX	XXX	XXX	XXX	0	0	0.0	0	0.0	0	0
9.6 NAIC 6	XXX	XXX	XXX	XXX	XXX	0	0	0.0	0	0.0	0	0
9.7 Totals	XXX	XXX	XXX	XXX	XXX	0	0	0.0	0	0.0	0	0
10. Bank Loans												
10.1 NAIC 1	0	0	0	0	0	XXX	0	0.0	XXX	XXX	0	0
10.2 NAIC 2	0	0	0	0	0	XXX	0	0.0	XXX	XXX	0	0
10.3 NAIC 3	0	0	0	0	0	XXX	0	0.0	XXX	XXX	0	0
10.4 NAIC 4	0	0	0	0	0	XXX	0	0.0	XXX	XXX	0	0
10.5 NAIC 5	0	0	0	0	0	XXX	0	0.0	XXX	XXX	0	0
10.6 NAIC 6	0	0	0	0	0	XXX	0	0.0	XXX	XXX	0	0
10.7 Totals	0	0	0	0	0	XXX	0	0.0	XXX	XXX	0	0

901S

ANNUAL STATEMENT FOR THE YEAR 2018 OF THE UnitedHealthcare of Kentucky, Ltd.

SCHEDULE D - PART 1A - SECTION 1 (Continued)

Quality and Maturity Distribution of All Bonds Owned December 31, at Book/Adjusted Carrying Values by Major Types of Issues and NAIC Designations

NAIC Designation	1 1 Year or Less	2 Over 1 Year Through 5 Years	3 Over 5 Years Through 10 Years	4 Over 10 Years Through 20 Years	5 Over 20 Years	6 No Maturity Date	7 Total Current Year	8 Col. 7 as a % of Line 11.7	9 Total from Col. 7 Prior Year	10 % From Col. 8 Prior Year	11 Total Publicly Traded	12 Total Privately Placed (a)
11. Total Bonds Current Year												
11.1 NAIC 1	(d) 2,037,244	7,517,901	4,119,698	828,194	148,487	0	14,651,524	91.6	XXX	XXX	14,651,524	0
11.2 NAIC 2	(d) 49,990	726,772	574,014	0	0	0	1,350,776	8.4	XXX	XXX	1,350,776	0
11.3 NAIC 3	(d) 0	0	0	0	0	0	0	0.0	XXX	XXX	0	0
11.4 NAIC 4	(d) 0	0	0	0	0	0	0	0.0	XXX	XXX	0	0
11.5 NAIC 5	(d) 0	0	0	0	0	0	0	0.0	XXX	XXX	0	0
11.6 NAIC 6	(d) 0	0	0	0	0	0	(c) 0	0.0	XXX	XXX	0	0
11.7 Totals	2,087,234	8,244,673	4,693,712	828,194	148,487	0	(b) 16,002,300	100.0	XXX	XXX	16,002,300	0
11.8 Line 11.7 as a % of Col. 7	13.0	51.5	29.3	5.2	0.9	0.0	100.0	XXX	XXX	XXX	100.0	0.0
12. Total Bonds Prior Year												
12.1 NAIC 1	2,106,984	6,712,248	4,717,285	423,404	389,688	0	XXX	XXX	14,349,609	91.7	14,349,609	0
12.2 NAIC 2	100,534	760,295	429,448	14,944	0	0	XXX	XXX	1,305,221	8.3	1,305,221	0
12.3 NAIC 3	0	0	0	0	0	0	XXX	XXX	0	0.0	0	0
12.4 NAIC 4	0	0	0	0	0	0	XXX	XXX	0	0.0	0	0
12.5 NAIC 5	0	0	0	0	0	0	XXX	XXX	(c) 0	0.0	0	0
12.6 NAIC 6	0	0	0	0	0	0	XXX	XXX	(c) 0	0.0	0	0
12.7 Totals	2,207,518	7,472,543	5,146,733	438,348	389,688	0	XXX	XXX	(b) 15,654,830	100.0	15,654,830	0
12.8 Line 12.7 as a % of Col. 9	14.1	47.7	32.9	2.8	2.5	0.0	XXX	XXX	100.0	XXX	100.0	0.0
13. Total Publicly Traded Bonds												
13.1 NAIC 1	2,037,244	7,517,902	4,119,698	828,194	148,487	0	14,651,525	91.6	14,349,609	91.7	14,651,525	XXX
13.2 NAIC 2	49,990	726,772	574,014	0	0	0	1,350,776	8.4	1,305,221	8.3	1,350,776	XXX
13.3 NAIC 3	0	0	0	0	0	0	0	0.0	0	0.0	0	XXX
13.4 NAIC 4	0	0	0	0	0	0	0	0.0	0	0.0	0	XXX
13.5 NAIC 5	0	0	0	0	0	0	0	0.0	0	0.0	0	XXX
13.6 NAIC 6	0	0	0	0	0	0	0	0.0	0	0.0	0	XXX
13.7 Totals	2,087,234	8,244,674	4,693,712	828,194	148,487	0	16,002,301	100.0	15,654,830	100.0	16,002,301	XXX
13.8 Line 13.7 as a % of Col. 7	13.0	51.5	29.3	5.2	0.9	0.0	100.0	XXX	XXX	XXX	100.0	XXX
13.9 Line 13.7 as a % of Line 11.7, Col. 7, Section 11	13.0	51.5	29.3	5.2	0.9	0.0	100.0	XXX	XXX	XXX	100.0	XXX
14. Total Privately Placed Bonds												
14.1 NAIC 1	0	(1)	0	0	0	0	(1)	0.0	0	0.0	XXX	(1)
14.2 NAIC 2	0	0	0	0	0	0	0	0.0	0	0.0	XXX	0
14.3 NAIC 3	0	0	0	0	0	0	0	0.0	0	0.0	XXX	0
14.4 NAIC 4	0	0	0	0	0	0	0	0.0	0	0.0	XXX	0
14.5 NAIC 5	0	0	0	0	0	0	0	0.0	0	0.0	XXX	0
14.6 NAIC 6	0	0	0	0	0	0	0	0.0	0	0.0	XXX	0
14.7 Totals	0	(1)	0	0	0	0	(1)	0.0	0	0.0	XXX	(1)
14.8 Line 14.7 as a % of Col. 7	0.0	100.0	0.0	0.0	0.0	0.0	100.0	XXX	XXX	XXX	XXX	100.0
14.9 Line 14.7 as a % of Line 11.7, Col. 7, Section 11	0.0	0.0	0.0	0.0	0.0	0.0	0.0	XXX	XXX	XXX	XXX	0.0

(a) Includes \$ 0 freely tradable under SEC Rule 144 or qualified for resale under SEC Rule 144A.

(b) Includes \$ 0 current year of bonds with Z designations, \$ 0 prior year of bonds with Z designations and \$ 0 prior year of bonds with Z* designations. The letter "Z" means the NAIC designation was not assigned by the Securities Valuation Office (SVO) at the date of the statement. "Z*" means the SVO could not evaluate the obligation because valuation procedures for the security class are under regulatory review.

(c) Includes \$ 0 current year of bonds with 5GI designations, \$ 0 prior year of bonds with 5* or 5GI designations and \$ 0 current year, \$ 0 prior year of bonds with 6* designations. "5GI" means the NAIC designation was assigned by the (SVO) in reliance on the insurer's certification that the issuer is current in all principal and interest payments. "6*" means the NAIC designation was assigned by the SVO due to inadequate certification of principal and interest payments.

(d) Includes the following amount of short-term and cash equivalent bonds by NAIC designation: NAIC 1 \$ 199,795 ; NAIC 2 \$ 0 ; NAIC 3 \$ 0 ; NAIC 4 \$ 0 ; NAIC 5 \$ 0 ; NAIC 6 \$ 0

SI07

ANNUAL STATEMENT FOR THE YEAR 2018 OF THE UnitedHealthcare of Kentucky, Ltd.

SCHEDULE D - PART 1A - SECTION 2

Maturity Distribution of All Bonds Owned December 31, at Book/Adjusted Carrying Values by Major Type and Subtype of Issues

Distribution by Type	1 1 Year or Less	2 Over 1 Year Through 5 Years	3 Over 5 Years Through 10 Years	4 Over 10 Years Through 20 Years	5 Over 20 Years	6 No Maturity Date	7 Total Current Year	8 Col. 7 as a % of Line 11.7	9 Total from Col. 7 Prior Year	10 % From Col. 8 Prior Year	11 Total Publicly Traded	12 Total Privately Placed
1. U.S. Governments												
1.1 Issuer Obligations	704,167	449,529	937,173	0	0	XXX	2,090,869	13.1	1,702,318	10.9	2,090,869	0
1.2 Residential Mortgage-Backed Securities	0	0	0	0	0	XXX	0	0.0	0	0.0	0	0
1.3 Commercial Mortgage-Backed Securities	0	0	0	0	0	XXX	0	0.0	0	0.0	0	0
1.4 Other Loan-Backed and Structured Securities	0	0	0	0	0	XXX	0	0.0	0	0.0	0	0
1.5 Totals	704,167	449,529	937,173	0	0	XXX	2,090,869	13.1	1,702,318	10.9	2,090,869	0
2. All Other Governments												
2.1 Issuer Obligations	0	0	0	0	0	XXX	0	0.0	0	0.0	0	0
2.2 Residential Mortgage-Backed Securities	0	0	0	0	0	XXX	0	0.0	0	0.0	0	0
2.3 Commercial Mortgage-Backed Securities	0	0	0	0	0	XXX	0	0.0	0	0.0	0	0
2.4 Other Loan-Backed and Structured Securities	0	0	0	0	0	XXX	0	0.0	0	0.0	0	0
2.5 Totals	0	0	0	0	0	XXX	0	0.0	0	0.0	0	0
3. U.S. States, Territories and Possessions, Guaranteed												
3.1 Issuer Obligations	0	329,595	339,701	0	0	XXX	669,296	4.2	686,607	4.4	669,296	0
3.2 Residential Mortgage-Backed Securities	0	0	0	0	0	XXX	0	0.0	0	0.0	0	0
3.3 Commercial Mortgage-Backed Securities	0	0	0	0	0	XXX	0	0.0	0	0.0	0	0
3.4 Other Loan-Backed and Structured Securities	0	0	0	0	0	XXX	0	0.0	0	0.0	0	0
3.5 Totals	0	329,595	339,701	0	0	XXX	669,296	4.2	686,607	4.4	669,296	0
4. U.S. Political Subdivisions of States, Territories and Possessions, Guaranteed												
4.1 Issuer Obligations	0	605,373	0	0	0	XXX	605,373	3.8	998,959	6.4	605,373	0
4.2 Residential Mortgage-Backed Securities	0	0	0	0	0	XXX	0	0.0	0	0.0	0	0
4.3 Commercial Mortgage-Backed Securities	0	0	0	0	0	XXX	0	0.0	0	0.0	0	0
4.4 Other Loan-Backed and Structured Securities	0	0	0	0	0	XXX	0	0.0	0	0.0	0	0
4.5 Totals	0	605,373	0	0	0	XXX	605,373	3.8	998,959	6.4	605,373	0
5. U.S. Special Revenue & Special Assessment Obligations etc., Non-Guaranteed												
5.1 Issuer Obligations	0	3,365,796	1,709,544	300,000	0	XXX	5,375,340	33.6	6,121,176	39.1	5,375,340	0
5.2 Residential Mortgage-Backed Securities	221,581	680,477	525,673	498,768	148,487	XXX	2,074,986	13.0	2,227,285	14.2	2,074,986	0
5.3 Commercial Mortgage-Backed Securities	0	0	0	0	0	XXX	0	0.0	0	0.0	0	0
5.4 Other Loan-Backed and Structured Securities	0	0	0	0	0	XXX	0	0.0	0	0.0	0	0
5.5 Totals	221,581	4,046,273	2,235,217	798,768	148,487	XXX	7,450,326	46.6	8,348,461	53.3	7,450,326	0
6. Industrial and Miscellaneous												
6.1 Issuer Obligations	138,298	1,817,786	1,181,621	29,426	0	XXX	3,167,131	19.8	2,768,304	17.7	3,167,131	0
6.2 Residential Mortgage-Backed Securities	0	0	0	0	0	XXX	0	0.0	0	0.0	0	0
6.3 Commercial Mortgage-Backed Securities	48,821	77,415	0	0	0	XXX	126,236	0.8	161,278	1.0	126,236	0
6.4 Other Loan-Backed and Structured Securities	974,367	918,702	0	0	0	XXX	1,893,069	11.8	988,902	6.3	1,893,069	0
6.5 Totals	1,161,486	2,813,903	1,181,621	29,426	0	XXX	5,186,436	32.4	3,918,484	25.0	5,186,436	0
7. Hybrid Securities												
7.1 Issuer Obligations	0	0	0	0	0	XXX	0	0.0	0	0.0	0	0
7.2 Residential Mortgage-Backed Securities	0	0	0	0	0	XXX	0	0.0	0	0.0	0	0
7.3 Commercial Mortgage-Backed Securities	0	0	0	0	0	XXX	0	0.0	0	0.0	0	0
7.4 Other Loan-Backed and Structured Securities	0	0	0	0	0	XXX	0	0.0	0	0.0	0	0
7.5 Totals	0	0	0	0	0	XXX	0	0.0	0	0.0	0	0
8. Parent, Subsidiaries and Affiliates												
8.1 Issuer Obligations	0	0	0	0	0	XXX	0	0.0	0	0.0	0	0
8.2 Residential Mortgage-Backed Securities	0	0	0	0	0	XXX	0	0.0	0	0.0	0	0
8.3 Commercial Mortgage-Backed Securities	0	0	0	0	0	XXX	0	0.0	0	0.0	0	0
8.4 Other Loan-Backed and Structured Securities	0	0	0	0	0	XXX	0	0.0	0	0.0	0	0
8.5 Totals	0	0	0	0	0	XXX	0	0.0	0	0.0	0	0

8010

ANNUAL STATEMENT FOR THE YEAR 2018 OF THE UnitedHealthcare of Kentucky, Ltd.

SCHEDULE D - PART 1A - SECTION 2 (Continued)

Maturity Distribution of All Bonds Owned December 31, at Book/Adjusted Carrying Values by Major Type and Subtype of Issues

Distribution by Type	1 1 Year or Less	2 Over 1 Year Through 5 Years	3 Over 5 Years Through 10 Years	4 Over 10 Years Through 20 Years	5 Over 20 Years	6 No Maturity Date	7 Total Current Year	8 Col. 7 as a % of Line 11.7	9 Total from Col. 7 Prior Year	10 % From Col. 8 Prior Year	11 Total Publicly Traded	12 Total Privately Placed
9. SVO Identified Funds												
9.1 Exchange Traded Funds Identified by the SVO	XXX	XXX	XXX	XXX	XXX	0	0	0.0	0	0.0	0	0
9.2 Bond Mutual Funds Identified by the SVO	XXX	XXX	XXX	XXX	XXX	0	0	0.0	0	0.0	0	0
9.3 Totals	XXX	XXX	XXX	XXX	XXX	0	0	0.0	0	0.0	0	0
10. Bank Loans												
10.1 Bank Loans - Issued	0	0	0	0	0	XXX	0	0.0	XXX	XXX	0	0
10.2 Bank Loans - Acquired	0	0	0	0	0	XXX	0	0.0	XXX	XXX	0	0
10.3 Totals	0	0	0	0	0	XXX	0	0.0	XXX	XXX	0	0
11. Total Bonds Current Year												
11.1 Issuer Obligations	842,465	6,568,079	4,168,039	329,426	0	XXX	11,908,009	74.4	XXX	XXX	11,908,009	0
11.2 Residential Mortgage-Backed Securities	221,581	680,477	525,673	498,768	148,487	XXX	2,074,986	13.0	XXX	XXX	2,074,986	0
11.3 Commercial Mortgage-Backed Securities	48,821	77,415	0	0	0	XXX	126,236	0.8	XXX	XXX	126,236	0
11.4 Other Loan-Backed and Structured Securities	974,367	918,702	0	0	0	XXX	1,893,069	11.8	XXX	XXX	1,893,069	0
11.5 SVO Identified Funds	XXX	XXX	XXX	XXX	XXX	0	0	0.0	XXX	XXX	0	0
11.6 Bank Loans	0	0	0	0	0	XXX	0	0.0	XXX	XXX	0	0
11.7 Totals	2,087,234	8,244,673	4,693,712	828,194	148,487	0	16,002,300	100.0	XXX	XXX	16,002,300	0
11.8 Line 11.7 as a % of Col. 7	13.0	51.5	29.3	5.2	0.9	0.0	100.0	XXX	XXX	XXX	100.0	0.0
12. Total Bonds Prior Year												
12.1 Issuer Obligations	1,577,231	5,808,990	4,576,199	14,944	300,000	XXX	XXX	XXX	12,277,364	78.4	12,277,364	0
12.2 Residential Mortgage-Backed Securities	295,453	848,207	570,533	423,404	89,688	XXX	XXX	XXX	2,227,285	14.2	2,227,285	0
12.3 Commercial Mortgage-Backed Securities	43,541	117,737	0	0	0	XXX	XXX	XXX	161,278	1.0	161,278	0
12.4 Other Loan-Backed and Structured Securities	291,293	697,609	0	0	0	XXX	XXX	XXX	988,902	6.3	988,902	0
12.5 SVO Identified Funds	XXX	XXX	XXX	XXX	XXX	0	XXX	XXX	0	0.0	0	0
12.6 Bank Loans	XXX	XXX	XXX	XXX	XXX	XXX	XXX	XXX	XXX	XXX	XXX	XXX
12.7 Totals	2,207,518	7,472,543	5,146,732	438,348	389,688	0	XXX	XXX	15,654,829	100.0	15,654,829	0
12.8 Line 12.7 as a % of Col. 9	14.1	47.7	32.9	2.8	2.5	0.0	XXX	XXX	100.0	XXX	100.0	0.0
13. Total Publicly Traded Bonds												
13.1 Issuer Obligations	842,465	6,568,080	4,168,039	329,426	0	XXX	11,908,010	74.4	12,277,364	78.4	11,908,010	XXX
13.2 Residential Mortgage-Backed Securities	221,581	680,477	525,673	498,768	148,487	XXX	2,074,986	13.0	2,227,285	14.2	2,074,986	XXX
13.3 Commercial Mortgage-Backed Securities	48,821	77,415	0	0	0	XXX	126,236	0.8	161,278	1.0	126,236	XXX
13.4 Other Loan-Backed and Structured Securities	974,367	918,702	0	0	0	XXX	1,893,069	11.8	988,902	6.3	1,893,069	XXX
13.5 SVO Identified Funds	XXX	XXX	XXX	XXX	XXX	0	0	0.0	0	0.0	0	XXX
13.6 Bank Loans	0	0	0	0	0	XXX	0	0.0	XXX	XXX	0	XXX
13.7 Totals	2,087,234	8,244,674	4,693,712	828,194	148,487	0	16,002,301	100.0	15,654,829	100.0	16,002,301	XXX
13.8 Line 13.7 as a % of Col. 7	13.0	51.5	29.3	5.2	0.9	0.0	100.0	XXX	XXX	XXX	100.0	XXX
13.9 Line 13.7 as a % of Line 11.7, Col. 7, Section 11	13.0	51.5	29.3	5.2	0.9	0.0	100.0	XXX	XXX	XXX	100.0	XXX
14. Total Privately Placed Bonds												
14.1 Issuer Obligations	0	(1)	0	0	0	XXX	(1)	0.0	0	0.0	XXX	(1)
14.2 Residential Mortgage-Backed Securities	0	0	0	0	0	XXX	0	0.0	0	0.0	XXX	0
14.3 Commercial Mortgage-Backed Securities	0	0	0	0	0	XXX	0	0.0	0	0.0	XXX	0
14.4 Other Loan-Backed and Structured Securities	0	0	0	0	0	XXX	0	0.0	0	0.0	XXX	0
14.5 SVO Identified Funds	XXX	XXX	XXX	XXX	XXX	0	0	0.0	0	0.0	XXX	0
14.6 Bank Loans	0	0	0	0	0	XXX	0	0.0	XXX	XXX	XXX	0
14.7 Totals	0	(1)	0	0	0	0	(1)	0.0	0	0.0	XXX	(1)
14.8 Line 14.7 as a % of Col. 7	0.0	100.0	0.0	0.0	0.0	0.0	100.0	XXX	XXX	XXX	XXX	100.0
14.9 Line 14.7 as a % of Line 11.7, Col. 7, Section 11	0.0	0.0	0.0	0.0	0.0	0.0	0.0	XXX	XXX	XXX	XXX	0.0

Schedule DA - Verification - Short-Term Investments

N O N E

Schedule DB - Part A - Verification - Options, Caps, Floors, Collars, Swaps and Forwards

N O N E

Schedule DB - Part B - Verification - Futures Contracts

N O N E

Schedule DB - Part C - Section 1 - Replication (Synthetic Asset) Transactions (RSATs) Open

N O N E

Schedule DB-Part C-Section 2-Reconciliation of Replication (Synthetic Asset) Transactions Open

N O N E

Schedule DB - Verification - Book/Adjusted Carrying Value, Fair Value and Potential Exposure of
Derivatives

N O N E

ANNUAL STATEMENT FOR THE YEAR 2018 OF THE UnitedHealthcare of Kentucky, Ltd.

SCHEDULE E - PART 2 - VERIFICATION BETWEEN YEARS

(Cash Equivalents)

	1	2	3	4
	Total	Bonds	Money Market Mutual funds	Other (a)
1. Book/adjusted carrying value, December 31 of prior year	12,128,093	0	12,128,093	0
2. Cost of cash equivalents acquired	54,885,202	199,718	54,685,484	0
3. Accrual of discount	77	77	0	0
4. Unrealized valuation increase (decrease)	0	0	0	0
5. Total gain (loss) on disposals	0	0	0	0
6. Deduct consideration received on disposals	45,057,218	0	45,057,218	0
7. Deduct amortization of premium	0	0	0	0
8. Total foreign exchange change in book/adjusted carrying value	0	0	0	0
9. Deduct current year's other than temporary impairment recognized	0	0	0	0
10. Book/adjusted carrying value at end of current period (Lines 1+2+3+4+5-6-7+8-9)	21,956,154	199,795	21,756,359	0
11. Deduct total nonadmitted amounts	0	0	0	0
12. Statement value at end of current period (Line 10 minus Line 11)	21,956,154	199,795	21,756,359	0

(a) Indicate the category of such investments, for example, joint ventures, transportation equipment:

Schedule A - Part 1 - Real Estate Owned

N O N E

Schedule A - Part 2 - Real Estate Acquired and Additions Made

N O N E

Schedule A - Part 3 - Real Estate Disposed

N O N E

Schedule B - Part 1 - Mortgage Loans Owned

N O N E

Schedule B - Part 2 - Mortgage Loans Acquired and Additions Made

N O N E

Schedule B - Part 3 - Mortgage Loans Disposed, Transferred or Repaid

N O N E

Schedule BA - Part 1 - Other Long-Term Invested Assets Owned

N O N E

Schedule BA - Part 2 - Other Long-Term Invested Assets Acquired and Additions Made

N O N E

Schedule BA - Part 3 - Other Long-Term Invested Assets Disposed, Transferred or Repaid

N O N E

ANNUAL STATEMENT FOR THE YEAR 2018 OF THE UnitedHealthcare of Kentucky, Ltd.

SCHEDULE D - PART 1

Showing All Long-Term BONDS Owned December 31 of Current Year

1	2	Codes			6	7	Fair Value		10	11	Change in Book/Adjusted Carrying Value				Interest					Dates	
		3	4	5			8	9			12	13	14	15	16	17	18	19	20	21	22
CUSIP Identification	Description	C o d e	F o r e i g n	Bond Char	NAIC Designation and Administrative Symbol	Actual Cost	Rate Used to Obtain Fair Value	Fair Value	Par Value	Book/ Adjusted Carrying Value	Unrealized Valuation Increase/ (Decrease)	Current Year's (Amor-tization) Accretion	Current Year's Other-Than-Temporary Impairment Recognized	Total Foreign Exchange Change in Book/ Adjusted Carrying Value	Rate of	Effective Rate of	When Paid	Admitted Amount Due and Accrued	Amount Received During Year	Acquired	Stated Contractual Maturity Date
912828-2A-7	US Treasury Note				1	298,304	92.3150	281,561	305,000	299,720	0	642	0	0	1.500	1.744	FA	1,728	4,575	10/07/2016	08/15/2026
912828-2R-0	US Treasury Bill					75,835	96.8780	72,659	75,000	75,736	0	(78)	0	0	2.250	2.123	FA	637	1,688	08/31/2017	08/15/2027
912828-3F-5	US Treasury Note				1	112,052	96.7000	111,205	115,000	112,304	0	252	0	0	2.250	2.546	MN	336	2,588	02/06/2018	11/15/2027
912828-3W-8	US Treasury Note				1	152,566	100.6150	155,953	155,000	152,715	0	149	0	0	2.750	2.935	FA	1,610	2,131	04/30/2018	02/15/2028
912828-4N-7	US Treasury Note				1	74,443	101.6290	76,222	75,000	74,466	0	23	0	0	2.875	2.963	MN	280	1,078	07/31/2018	05/15/2028
912828-4V-9	US Treasury Bill				1	149,174	101.6370	152,456	150,000	149,207	0	33	0	0	2.875	2.937	FA	1,629	0	09/07/2018	08/15/2028
912828-LY-4	US Treasury Note	SD			1	507,188	100.6100	503,050	500,000	504,372	0	(2,816)	0	0	3.375	2.353	MN	2,191	8,438	06/05/2018	11/15/2019
912828-T3-4	US Treasury Note				1	297,691	96.4430	289,329	300,000	298,709	0	462	0	0	1.125	1.285	MS	853	3,375	10/07/2016	09/30/2021
912828-UB-1	US Treasury Note				1	151,330	98.6520	147,978	150,000	150,820	0	(264)	0	0	2.000	1.812	JD	8	3,000	01/17/2017	12/31/2021
912828-V9-8	US Treasury Note				1	72,639	97.2050	72,904	75,000	73,025	0	216	0	0	2.250	2.612	FA	637	1,688	03/10/2017	02/15/2027
0199999. Subtotal - Bonds - U.S. Governments - Issuer Obligations						1,891,222	XXX	1,863,317	1,900,000	1,891,074	0	(1,381)	0	0	XXX	XXX	XXX	9,909	28,561	XXX	XXX
0599999. Total - U.S. Government Bonds						1,891,222	XXX	1,863,317	1,900,000	1,891,074	0	(1,381)	0	0	XXX	XXX	XXX	9,909	28,561	XXX	XXX
1099999. Total - All Other Government Bonds						0	XXX	0	0	0	0	0	0	0	XXX	XXX	XXX	0	0	XXX	XXX
130638-F5-6	CALIFORNIA ST GO Non Call				1FE	353,182	111.3240	322,840	290,000	329,595	0	(10,517)	0	0	5.000	1.180	MS	4,833	14,500	09/28/2016	09/01/2022
25476F-TJ-7	DIST OF COLUMBIA GO Non Call				1FE	353,346	115.3670	346,101	300,000	339,701	0	(6,792)	0	0	5.000	2.380	JD	1,250	15,000	12/06/2016	06/01/2024
1199999. Subtotal - Bonds - U.S. States, Territories and Possessions - Issuer Obligations						706,528	XXX	668,941	590,000	669,296	0	(17,309)	0	0	XXX	XXX	XXX	6,083	29,500	XXX	XXX
1799999. Total - U.S. States, Territories and Possessions Bonds						706,528	XXX	668,941	590,000	669,296	0	(17,309)	0	0	XXX	XXX	XXX	6,083	29,500	XXX	XXX
181059-VP-8	CLARK CNTY NV SC GO Non Call				1FE	280,063	106.7900	266,975	250,000	266,751	0	(6,577)	0	0	5.000	2.180	JD	556	12,500	11/29/2016	06/15/2021
613340-SV-6	MONTGOMERY CNTY GO Non Call				1FE	353,553	114.3170	342,951	300,000	338,622	0	(7,359)	0	0	5.000	2.220	JD	1,250	15,000	12/02/2016	12/01/2023
1899999. Subtotal - Bonds - U.S. Political Subdivisions - Issuer Obligations						633,616	XXX	609,926	550,000	605,373	0	(13,936)	0	0	XXX	XXX	XXX	1,806	27,500	XXX	XXX
2499999. Total - U.S. Political Subdivisions Bonds						633,616	XXX	609,926	550,000	605,373	0	(13,936)	0	0	XXX	XXX	XXX	1,806	27,500	XXX	XXX
02765U-LT-9	AMERICAN MUNI PW Rev Bond Non Call				1FE	290,270	111.0850	266,604	240,000	273,139	0	(7,731)	0	0	5.000	1.531	FA	4,533	12,000	09/20/2016	02/15/2023
155048-CV-1	CENTRL PUGET SOU Rev Bond Non Call				1FE	351,094	113.8370	335,819	295,000	335,259	0	(7,856)	0	0	5.000	2.021	MN	2,458	14,750	12/08/2016	11/01/2023
176553-GR-0	CITIZENS PROPERTY Rev Bond Non Call				1FE	340,275	109.9120	329,736	300,000	325,629	0	(7,122)	0	0	5.000	2.380	JD	1,250	15,000	11/29/2016	06/01/2022
235241-SC-1	DALLAS TX AREA R Rev Bond Non Call				1FE	289,965	105.9450	264,863	250,000	268,467	0	(9,494)	0	0	5.000	1.091	JD	1,042	12,500	09/15/2016	12/01/2020
545910-AG-6	LOUDOUN CNTY VA Rev Bond Call		4		1FE	300,000	100.0000	300,000	300,000	300,000	0	0	0	0	1.800	0.871	MON	410	4,124	10/05/2016	02/15/2038
54811G-WY-4	LOWER COLORADO R Rev Bond Non Call				1FE	350,337	106.9950	320,985	300,000	326,262	0	(10,853)	0	0	5.000	1.240	MN	1,917	15,000	10/04/2016	05/15/2021
56682B-BK-4	MARICOPA CNTY AZ Rev Bond Non Call				1FE	273,875	103.0490	257,623	250,000	257,942	0	(7,802)	0	0	5.000	1.781	JJ	6,250	12,500	12/06/2016	01/01/2020
57583P-GR-4	MASSACHUSETTS ST Rev Bond Cont Call		2		1FE	234,643	104.6470	214,526	205,000	216,798	0	(8,020)	0	0	5.000	1.001	JD	456	10,250	09/30/2016	06/15/2021
603827-XL-5	MINNEAPOLIS-SAIN Rev Bond Non Call				1FE	282,453	108.8910	272,228	250,000	269,702	0	(6,277)	0	0	5.000	2.268	JJ	6,250	12,500	12/06/2016	01/01/2022
64990C-4K-4	NEW YORK ST DORM Rev Bond Non Call				1FE	173,789	113.3860	170,079	150,000	169,549	0	(4,114)	0	0	5.000	1.960	JJ	3,750	3,979	12/13/2017	07/01/2023
684545-ZN-9	ORANGE CNTY FL T Rev Bond Non Call				1FE	350,271	117.1160	351,348	300,000	339,705	0	(5,270)	0	0	5.000	2.831	AO	3,750	15,000	11/30/2016	10/01/2025
812643-MT-8	SEATTLE WA MUNI Rev Bond Non Call				1FE	348,798	112.3640	337,092	300,000	333,490	0	(7,438)	0	0	5.000	2.230	AO	3,750	15,000	11/29/2016	04/01/2023
882854-YC-0	TEXAS ST WTR DEV Rev Bond Non Call				1FE	360,399	116.9200	350,760	300,000	346,388	0	(6,775)	0	0	5.000	2.340	AO	3,167	15,000	11/22/2016	04/15/2025
914455-MB-3	UNIV OF MICHIGAN Rev Bond Call				1FE	290,000	100.0000	290,000	290,000	290,000	0	0	0	0	1.530	0.780	MON	360	3,634	10/03/2016	12/01/2024
915260-CU-5	UNIV HOSPS & CLI Rev Bond Non Call				1FE	404,136	117.2170	416,120	355,000	403,461	0	(674)	0	0	5.000	3.111	AO	2,268	0	11/02/2018	04/01/2027
91802R-CQ-0	UTILITY DEBT SEC Rev Bond Cont Call		2		1FE	252,385	106.0440	238,599	225,000	238,546	0	(6,750)	0	0	5.000	1.847	JD	500	11,250	11/30/2016	12/15/2022
928172-Q2-4	VIRGINIA ST PUBL Rev Bond Non Call				1FE	377,130	108.1030	345,930	320,000	351,014	0	(11,751)	0	0	5.000	1.181	FA	6,667	16,000	09/21/2016	08/01/2021
967222-US-7	WICHITA FALLS TX Rev Bond Non Call				1FE	339,852	114.1690	342,507	300,000	329,989	0	(4,858)	0	0	5.000	3.040	FA	6,250	15,000	12/02/2016	08/01/2024
2599999. Subtotal - Bonds - U.S. Special Revenues - Issuer Obligations						5,609,672	XXX	5,404,819	4,930,000	5,375,340	0	(112,785)	0	0	XXX	XXX	XXX	55,028	203,487	XXX	XXX
31326L-G7-4	FHLMC Pool 2B5622 MBS		4		1	103,553	99.3970	99,690	100,294	103,482	0	(30)	0	0	2.596	1.847	MON	217	2,605	10/24/2016	09/01/2046
31326L-G8-2	FHLMC Pool 2B5623 MBS		4		1	121,171	99.3180	116,627	117,428	121,085	0	(32)	0	0	2.544	1.838	MON	249	3,003	10/20/2016	09/01/2046
3132WF-3C-1	FHLMC Pool 042594 MBS		4		1	130,763	97.6290	121,946	124,908	130,549	0	(123)	0	0	3.000	2.390	MON	312	3,747	09/28/2016	08/01/2046
31335A-YC-6	FHLMC Pool 660707 MBS		4		1	126,523	97.6910	118,015	120,804	126,313	0	(120)	0	0	3.000	2.386	MON	302	3,624	09/27/2016	09/01/2046
3138ER-AU-4	FNMA Pool AL9018 MBS		4		1	104,775	99.5910	101,024	101,439	104,703	0	(29)	0	0	2.578	1.828	MON	218	2,615	10/20/2016	09/01/2046
3138ER-FX-3	FNMA Pool AL9181 MBS		4		1	127,742	97.7450	120,512	123,292	127,557	0	(84)	0	0	3.000	2.529	MON	308	3,699	11/04/2016	10/01/2046
3138WF-TH-9	FNMA Pool AS5951 MBS		4		1	114,886	102.8960	108,546	105,491	114,579	0	(172)	0	0	4.000	2.674	MON	352	4,220	10/26/2016	10/01/2045
3140E8-MB-8	FNMA Pool BA3982 MBS		4		1	146,925	97.7920	137,166	140,263	146,666	0	(148)	0	0	3.000	2.373	MON	351	4,208	09/27/2016	02/01/2046
3140F4-WG-7	FNMA Pool BC8746 MBS		4		1	124,649	102.6400	117,074	114,063	124,286	0	(177)	0	0	4.000	2.640	MON	380	4,562	10/17/2016	06/01/2046
3140F9-SP-1	FNMA Pool BD2325 MBS		4		1	138,828	100.3680	129,938	129,462	138,523	0	(169)	0	0	3.500	2.450	MON	378	4,531	09/28/2016	06/01/2046
3140FF-K8-3	FNMA Pool BD7518 MBS		4		1	119,593	100.3860	112,045	111,614	119,309	0	(163)	0	0	3.500	2.547	MON	326	3,906	09/29/2016	09/01/2046
3140FF-TT-8	FNMA Pool BD7761 MBS		4		1	129,502	100.3750	121,235	120,783	129,219	0	(159)	0	0	3.500	2.473	MON	352	4,227	09/29/2016	09/01/2046
3140FF-TX-9	FNMA Pool BD7765 MBS		4		1	136,256	102.6420	127,969	124,675	135,870	0	(177)	0	0	4.000	2.605	MON	416	4,987	10/14/2016	08/01/2046

ANNUAL STATEMENT FOR THE YEAR 2018 OF THE UnitedHealthcare of Kentucky, Ltd.

SCHEDULE D - PART 1

Showing All Long-Term BONDS Owned December 31 of Current Year

1	2	Codes			6	7	Fair Value		10	11	Change in Book/Adjusted Carrying Value				Interest					Dates	
		3	4	5			8	9			12	13	14	15	16	17	18	19	20	21	22
CUSIP Identification	Description	C o d e	F o r e i g n	Bond Char	NAIC Designation and Administrative Symbol	Actual Cost	Rate Used to Obtain Fair Value	Fair Value	Par Value	Book/ Adjusted Carrying Value	Unrealized Valuation Increase/ (Decrease)	Current Year's (Amor-tization) Accretion	Current Year's Other-Than-Temporary Impairment Recognized	Total Foreign Exchange Change in Book/ Adjusted Carrying Value	Rate of	Effective Rate of	When Paid	Admitted Amount Due and Accrued	Amount Received During Year	Acquired	Stated Contractual Maturity Date
3140FG-E3-9	FNMA Pool BD8253 MBS		4		1	257,668		100,3430	241,178	257,053	.0	(361)	.0	.0	3.500	2.541	MON	.701	8,412	09/29/2016	09/01/2046
3140FG-EW-5	FNMA Pool BD8248 MBS		4			125,336		97,6540	117,512	125,133	.0	(103)	.0	.0	3.000	2.465	MON	.301	3,610	09/21/2016	09/01/2046
3140Q7-RH-2	FNMA Pool CA0487 MBS		4		1	70,662		100,0070	70,634	70,629	.0	(4)	.0	.0	3.500	3.486	MON	.206	1,648	04/05/2018	10/01/2047
2699999. Subtotal - Bonds - U.S. Special Revenues - Residential Mortgage-Backed Securities						2,078,832	XXX	1,961,111	1,965,834	2,074,986	0	(2,051)	0	0	XXX	XXX	XXX	5,369	63,604	XXX	XXX
3199999. Total - U.S. Special Revenues Bonds						7,688,504	XXX	7,365,930	6,895,834	7,450,326	0	(114,836)	0	0	XXX	XXX	XXX	60,397	267,091	XXX	XXX
00206R-BD-3	AT&T INC Corp Note MW 20BP		2		2FE	51,593		98,1770	49,089	50,945	.0	(288)	.0	.0	3.000	2.368	FA	.567	1,500	09/15/2016	02/15/2022
00287Y-AU-3	ABBVIE INC Corp Note MW CALL		1		2FE	50,425		97,7090	48,855	50,218	.0	(92)	.0	.0	2.300	2.104	MN	.150	1,150	09/15/2016	05/14/2021
025816-BS-7	AMERICAN EXPRESS Corp Note Call		2		1FE	34,968		99,1580	34,705	35,000	.0	.5	.0	.0	3.400	3.420	FA	.410	.595	02/22/2018	02/27/2023
026874-CU-9	AMER INTL GROUP Corp Note MW 50BP		2		2FE	33,005		103,8280	31,148	30,000	.0	(616)	.0	.0	4.875	2.589	JD	.122	1,463	09/21/2017	06/01/2022
035242-AP-1	ABIBB-CALL04/18 Corp Note Call MW		2		2FE	39,555		94,5260	37,810	40,000	.0	.42	.0	.0	3.650	3.814	FA	.608	.730	02/28/2018	02/01/2026
037833-AR-1	APPLE INC Corp Note MW		2		1FE	52,847		100,0970	50,049	50,000	.0	(615)	.0	.0	2.850	1.560	MN	.218	1,425	09/28/2016	05/06/2021
053332-AT-9	AUTOZONE INC Corp Note Call MW		2		2FE	48,293		93,5400	46,770	50,000	.0	.162	.0	.0	3.125	3.556	AO	.304	1,563	11/30/2016	04/21/2026
05348E-AY-5	AVALONBAY COMMUN Corp Note Call MW		2		1FE	49,845		94,5030	47,252	50,000	.0	.14	.0	.0	2.900	2.936	AO	.306	1,450	09/26/2016	10/15/2026
05531F-AZ-6	BB&T CORPORATION Corp Note Call		2		1FE	39,982		97,9250	39,170	40,000	.0	.8	.0	.0	2.150	2.165	FA	.358	.657	10/23/2017	02/01/2021
06051G-FW-4	BANK OF AMER CRP Corp Note MW		2		1FE	50,783		98,6680	49,334	50,000	.0	(169)	.0	.0	2.625	2.263	AO	.263	1,313	09/16/2016	04/19/2021
06051G-FX-2	BANK OF AMER CRP Corp Note MW		2		1FE	51,558		96,4040	48,202	50,000	.0	(148)	.0	.0	3.500	3.121	AO	.350	1,750	09/16/2016	04/19/2026
06051G-HH-5	BANK OF AMER CRP Corp Note Call				1FE	25,000		100,0450	25,011	25,000	.0	.0	.0	.0	3.499	3.499	MN	.107	.437	05/14/2018	05/17/2022
084670-BR-8	BERKSHIRE HATHWY Corp Note Call MW		2		1FE	51,798		98,2190	49,110	50,000	.0	(276)	.0	.0	2.750	2.138	MS	.405	1,375	09/15/2016	03/15/2023
126650-BZ-2	CVS HEALTH CORP Corp Note Call MW 20BP		2		2FE	51,525		96,3230	48,162	50,000	.0	(250)	.0	.0	2.750	2.200	JD	.115	1,375	09/16/2016	12/01/2022
126650-CX-6	CVS HEALTH CORP Corp Note Call MW		2		2FE	39,438		98,1030	39,241	40,000	.0	.38	.0	.0	4.300	4.475	MS	.459	.936	03/06/2018	03/25/2028
14912L-6U-0	CATERPILLAR FINL Corp Note MW		2		1FE	49,593		96,0190	48,010	50,000	.0	.82	.0	.0	1.700	1.875	FA	.335	.850	09/15/2016	08/09/2021
172967-KN-0	CITIGROUP INC Corp Note Non Call				2FE	50,991		94,2590	47,130	50,000	.0	(94)	.0	.0	3.400	3.159	MN	.283	1,700	09/15/2016	05/01/2026
172967-KV-2	CITIGROUP INC Corp Note Non Call				2FE	50,128		97,2020	48,601	50,000	.0	(26)	.0	.0	2.350	2.294	FA	.486	1,175	09/15/2016	08/02/2021
172967-KX-8	CITIGROUP INC Corp Note Call		2		2FE	35,803		100,1050	35,037	35,000	.0	(85)	.0	.0	4.168	3.145	MJSD	.118	.673	07/10/2018	09/01/2023
20030N-BA-8	COMCAST CORP Corp Note MW 25BP		2		1FE	56,139		102,3880	51,194	50,000	.0	(1,782)	.0	.0	5.150	1.483	MS	.858	2,575	09/15/2016	03/01/2020
20030N-BS-9	COMCAST CORP Corp Note Call MW		2		1FE	52,317		95,8190	47,910	50,000	.0	(234)	.0	.0	3.150	2.581	MS	.525	1,575	09/15/2016	03/01/2026
233331-AS-6	DTE ENERGY CO Corp Note Call MW		2		2FE	52,939		99,1700	49,585	50,000	.0	(377)	.0	.0	3.500	2.620	JD	.146	1,570	10/05/2016	06/01/2024
25468P-DL-7	WALT DISNEY CO Corp Note MW		2		1FE	49,600		98,9150	49,458	50,000	.0	.143	.0	.0	0.875	1.165	JJ	.205	.438	09/15/2016	07/12/2019
25746U-CJ-6	DOMINION RES Corp Note Call MW		2		2FE	49,861		96,1430	48,072	50,000	.0	.28	.0	.0	2.000	2.061	FA	.378	1,000	10/26/2016	08/15/2021
26875P-AL-5	EOG RESOURCES Corp Note Call MW		2		1FE	50,817		99,0470	49,524	50,285	.0	(242)	.0	.0	2.450	1.947	AO	.306	1,225	10/07/2016	04/01/2020
26884A-BF-9	ERP OPERATING LP Corp Note Call MW		2		1FE	49,671		94,1390	47,070	50,000	.0	.30	.0	.0	2.850	2.926	MN	.238	1,425	10/04/2016	11/01/2026
29379V-AZ-6	ENTERPRISE PRODU Corp Note Call MW		2		2FE	39,543		98,7240	39,490	40,000	.0	.44	.0	.0	3.350	3.617	MS	.395	.670	07/09/2018	03/15/2023
29379V-BL-6	ENTERPRISE PRODU Corp Note Call MW		1		2FE	21,070		99,7830	19,957	20,000	.0	(103)	.0	.0	3.950	3.270	FA	.298	.790	09/05/2017	02/15/2027
34528F-AD-0	Ford Credit Auto FORDO 2018-A A3 ABS		4		1FE	75,074		100,1730	75,119	75,000	.0	(18)	.0	.0	3.030	2.990	MON	.101	.947	07/19/2018	11/15/2022
36962G-AR-2	GEN ELEC CAP CRP Corp Note Non Call				2FE	55,337		99,8800	49,940	50,000	.0	(1,333)	.0	.0	4.375	1.602	MS	.638	2,188	09/15/2016	09/16/2020
37045X-BV-7	GEN MOTORS FIN Corp Note MW		2		2FE	30,096		98,4710	29,541	30,043	.0	(33)	.0	.0	2.650	2.535	AO	.172	.795	05/03/2017	04/13/2020
38141G-VU-5	GOLDMAN SACHS GP Corp Note Call		2		1FE	50,788		97,4460	48,723	50,000	.0	(173)	.0	.0	2.625	2.256	AO	.241	1,313	09/15/2016	04/25/2021
38141G-IU-4	GOLDMAN SACHS GP Corp Note Non Call				1FE	39,954		96,7010	38,680	40,000	.0	.5	.0	.0	3.427	3.106	FMAN	.149	.628	06/04/2018	02/23/2023
38143U-BH-7	GOLDMAN SACHS GP Corp Note Call		2		1FE	52,182		94,7560	47,378	50,000	.0	(216)	.0	.0	3.750	3.198	FA	.656	1,875	09/15/2016	02/25/2026
437076-BN-1	HOME DEPOT INC Corp Note Call MW		2		1FE	48,825		90,1590	45,080	50,000	.0	.109	.0	.0	2.125	2.391	MS	.313	1,063	09/16/2016	09/15/2026
46623E-KG-3	JPMORGAN CHASE Corp Note Call MW		2		1FE	50,217		97,5970	48,799	50,000	.0	(56)	.0	.0	2.295	2.178	FA	.434	1,148	09/15/2016	08/15/2021
46625H-RV-4	JPMORGAN CHASE Corp Note MW Call		1		1FE	49,580		92,4960	46,248	50,000	.0	.38	.0	.0	2.950	3.048	AO	.369	1,475	09/15/2016	10/01/2026
49326E-ED-1	KEYCORP Corp Note Non Call				2FE	54,851		103,7680	51,884	50,000	.0	(1,120)	.0	.0	5.100	2.676	MS	.687	2,550	12/14/2016	03/24/2021
49456B-AF-8	KINDER MORGAN Corp Note Call MW		2		2FE	50,808		99,6410	49,821	50,000	.0	(89)	.0	.0	4.300	4.065	JD	.179	2,150	12/09/2016	06/01/2025
50077L-AS-5	KRAFT HEINZ FOOD Corp Note Call MW		2		2FE	34,931		99,8320	34,941	35,000	.0	.7	.0	.0	4.000	4.044	JD	.62	.700	06/04/2018	06/15/2023
539830-BH-1	LOCKHEED MARTIN Corp Note Call MW		2		2FE	53,690		99,4300	49,715	50,000	.0	(378)	.0	.0	3.550	2.630	JJ	.818	1,775	09/15/2016	01/15/2026
55336V-AQ-3	MPLX LP Corp Note Call MW		2		2FE	39,972		97,1270	38,851	40,000	.0	.6	.0	.0	3.375	3.389	MS	.398	.814	02/05/2018	03/15/2023
58942H-AC-5	MERCY HEALTH Corp Note MW		2		1FE	20,000		102,1820	20,436	20,000	.0	.0	.0	.0	4.302	4.302	JJ	.33	.0	12/10/2018	07/01/2028
594918-BP-8	MICROSOFT CORP Corp Note Call MW		2		2FE	49,778		97,1790	48,590	50,000	.0	.45	.0	.0	1.550	1.645	FA	.308	.775	09/16/2016	08/08/2021
59523U-AP-2	MID-AMER APT LP Corp Note Call MW		2		2FE	39,761		100,6680	40,267	40,000	.0	.14	.0	.0	4.200	4.273	JD	.75	.985	05/07/2018	06/15/2028
61744Y-AP-3	MORGAN STANLEY Corp Note Call MW		1		1FE	29,387		95,8420	28,753	30,000	.0	.39	.0	.0	3.772	4.005	JJ	.494	.569	02/28/2018	01/24/2029
61746B-EA-0	MORGAN STANLEY Corp Note Non Call				1FE	50,576		98,0210	49,011	50,000	.0	(124)	.0	.0	2.500	2.234	AO	.243	1,250	09/15/2016	04/21/2021
61761J-3P-8	MORGAN STANLEY Corp Note MW		2		1FE	49,793		92,3900	46,195	50,000	.0	.19	.0	.0	3.125	3.174	JJ	.668	1,563	09/15/2016	07/27/2026
68389X-BS-3	ORACLE CORP Corp Note Call MW		2		1FE	39,937		97,4580	38,983	40,000	.0	.8	.0	.0	2.950	2.975	MN	.151	1,200	11/07/2017	11/15/2024
69352P-AK-9	PPL CAPITAL FDG Corp Note Call MW		2		2FE	53,895		100,6220	50,311	50,000	.0	(515)	.0	.0	3.950	2.747	MS	.582	1,975	10/05/2016	03/15/2024

ANNUAL STATEMENT FOR THE YEAR 2018 OF THE UnitedHealthcare of Kentucky, Ltd.

SCHEDULE D - PART 1

Showing All Long-Term BONDS Owned December 31 of Current Year

1	2	Codes			6	7	Fair Value		10	11	Change in Book/Adjusted Carrying Value				Interest					Dates	
		3	4	5			8	9			12	13	14	15	16	17	18	19	20	21	22
CUSIP Identification	Description	C o d e	F o r e i g n	Bond Char	NAIC Designation and Administrative Symbol	Actual Cost	Rate Used to Obtain Fair Value	Fair Value	Par Value	Book/ Adjusted Carrying Value	Unrealized Valuation Increase/ (Decrease)	Current Year's (Amor-tization) Accretion	Current Year's Other-Than-Temporary Impairment Recognized	Total Foreign Exchange Change in Book/ Adjusted Carrying Value	Rate of	Effective Rate of	When Paid	Admitted Amount Due and Accrued	Amount Received During Year	Acquired	Stated Contractual Maturity Date
713448-BY-3	PEPSICO INC Corp Note Non Call				1FE	52,674	.99,0320	49,516	50,000	51,586	.0	(482)	.0	.0	2.750	1.719	MS	.443	1,375	09/16/2016	03/05/2022
718546-AC-8	PHILLIPS 66 Corp Note MW 35BP		2		1FE	55,021	102.7350	51,368	50,000	53,027	.0	(887)	.0	.0	4.300	2.352	AO	.538	2,150	09/16/2016	04/01/2022
718549-AF-5	PHILLIPS 66 PTNR Corp Note Call		2		2FE	14,943	.92,5860	13,888	15,000	14,948	.0	.4	.0	.0	3.750	3.795	MS	.188	.497	10/10/2017	03/01/2028
756109-AS-3	REALTY INCOME Corp Note Call MW		2		1FE	49,336	.93,1890	46,595	50,000	49,461	.0	.58	.0	.0	3.000	3.153	JJ	.692	1,500	10/04/2016	01/15/2027
828807-CK-1	Simon Property Group LP Corp Note Cont Call		2		1FE	53,322	100.1770	50,089	50,000	51,918	.0	(624)	.0	.0	3.375	2.030	MS	.497	1,688	09/19/2016	03/15/2022
845437-BP-6	SOUTHWESTN EL PR Corp Note Call MW		2		2FE	49,948	.92,1870	46,094	50,000	49,959	.0	.5	.0	.0	2.750	2.762	AO	.344	1,375	09/26/2016	10/01/2026
86765B-AN-9	SUNOCO LOGISTICS Corp Note Call MW		2		2FE	39,576	.97,1220	38,849	40,000	39,614	.0	.38	.0	.0	4.250	4.458	AO	.425	850	06/12/2018	04/01/2024
887317-AK-1	TIME WARNER INC Corp Note MW 25BP		2		2FE	56,123	102.5730	51,287	50,000	53,097	.0	(1,341)	.0	.0	4.750	1.912	MS	.607	2,375	09/15/2016	03/29/2021
90131H-AR-6	21ST CENTURY FOX Corp Note MW		2		2FE	52,166	.98,8900	49,445	50,000	51,373	.0	(352)	.0	.0	3.000	2.223	MS	.442	1,500	09/15/2016	09/15/2022
911312-AQ-9	UNITED PARCEL Corp Note MW		2		1FE	51,899	.97,9500	48,975	50,000	51,203	.0	(308)	.0	.0	2.450	1.783	AO	.306	1,225	09/15/2016	10/01/2022
91159H-HL-7	US BANCORP Corp Note Call		2		1FE	51,401	.98,5490	49,275	50,000	50,666	.0	(326)	.0	.0	2.350	1.668	JJ	.496	1,175	09/16/2016	01/29/2021
92277G-AM-9	VENTAS REALTY LP Corp Note Call MW		2		2FE	39,693	.97,1570	38,863	40,000	39,715	.0	.22	.0	.0	4.000	4.094	MS	.533	836	02/13/2018	03/01/2028
949746-RW-3	WELLS FARGO CO Corp Note Non Call				1FE	50,382	.93,3210	46,661	50,000	50,301	.0	(36)	.0	.0	3.000	2.908	AO	.288	1,500	09/15/2016	04/22/2026
949746-SA-0	WELLS FARGO CO Corp Note Non Call				1FE	50,050	.96,9090	48,455	50,000	50,027	.0	(10)	.0	.0	2.100	2.078	JJ	.452	1,050	09/15/2016	07/26/2021
06367T-PX-2	BANK OF MONTREAL Corp Note Non Call		A		1FE	30,140	.99,0660	29,720	30,000	30,054	.0	(56)	.0	.0	2.100	1.906	JD	.33	630	06/14/2017	12/12/2019
78012K-C6-2	ROYAL BK CANADA Corp Note Non Call		A		1FE	30,077	.98,9720	29,692	30,000	30,034	.0	(29)	.0	.0	2.125	2.025	MS	.211	638	06/21/2017	03/02/2020
060822-AU-8	MITSUB UFJ FIN Corp Note Non Call		D		1FE	45,000	100.0370	45,017	45,000	45,000	.0	.0	.0	.0	3.777	3.777	MS	.562	850	02/26/2018	03/02/2025
82481L-AA-7	SHIRE ACQ INV IE Corp Note MW		2		2FE	49,960	.98,6170	49,309	50,000	49,990	.0	.14	.0	.0	1.900	1.928	MS	.259	950	09/19/2016	09/23/2019
86562M-BA-7	SUMITOMO MITSUI Corp Note Non Call		D		1FE	40,000	.99,4890	39,796	40,000	40,000	.0	.0	.0	.0	3.305	3.202	JAJO	.272	327	07/12/2018	07/19/2023
92857W-BN-9	VODAFONE GROUP Corp Note Non Call		D		2FE	35,000	.97,6150	34,165	35,000	35,000	.0	.0	.0	.0	3.426	3.338	JAJO	.257	448	05/23/2018	01/16/2024
32999999. Subtotal - Bonds - Industrial and Miscellaneous (Unaffiliated) - Issuer Obligations						3,195,230	XXX	3,059,271	3,130,000	3,167,133	0	(12,878)	0	0	XXX	XXX	XXX	24,929	84,242	XXX	XXX
12594M-AY-4	COMM MORTGAGE TR COMM 2016-COR1 A1 CMBS		4		1FML	46,695	.98,1760	45,844	46,695	46,683	.0	(4)	.0	.0	1.516	1.509	MON	.59	708	10/07/2016	04/10/2021
17326F-AA-5	CITIGROUP COMMER CGOMT 2017-C4 A1 CMBS		4		1FML	33,243	.98,3720	33,202	33,243	33,235	.0	(8)	.0	.0	2.121	2.106	MON	.59	705	10/19/2017	10/12/2050
36251P-AA-2	GS MORTGAGE SECU GSMS 2016-GS3 A1 CMBS		4		1FML	46,329	.98,0940	45,446	46,329	46,318	.0	(4)	.0	.0	1.429	1.422	MON	.55	662	09/22/2016	10/10/2049
34999999. Subtotal - Bonds - Industrial and Miscellaneous (Unaffiliated) - Commercial Mortgage-Backed Securities						126,267	XXX	123,992	126,267	126,236	0	(16)	0	0	XXX	XXX	XXX	173	2,075	XXX	XXX
02005A-FR-4	ALLY MASTER OWNE AMOT 2017-1 A ABS		4		1FE	75,000	.99,9970	74,998	75,000	75,000	.0	.0	.0	.0	2.855	2.872	MON	.89	1,783	02/15/2017	02/15/2021
02005A-GU-6	ALLY MASTER OWNE AMOT 2018-2 A ABS		4		1FE	70,137	100.6870	70,481	70,000	70,115	.0	(21)	.0	.0	3.290	3.232	MON	.960		07/31/2018	05/15/2023
02005A-GZ-5	ALLY MASTER OWNE AMOT 2018-3 A ABS		4		1FE	100,000	.99,6950	99,695	100,000	100,000	.0	.0	.0	.0	2.775	2.791	MON	.116	.869	08/07/2018	07/15/2022
03065T-AE-2	AmeriCredit Auto AMCAR 2016-4 B ABS		4		1FE	59,993	.98,8250	59,295	60,000	59,996	.0	.1	.0	.0	1.830	1.840	MON	.70	1,098	10/05/2016	12/08/2021
03065V-AE-7	AmeriCredit Auto AMCAR 2016-1 B ABS		4		1FE	75,510	.99,8150	74,861	75,000	75,078	.0	(263)	.0	.0	2.300	1.917	MON	.110	1,725	06/08/2017	03/08/2021
03068L-AB-4	AmeriCredit Auto AMCAR 2018-2 A2A ABS		4		1FE	119,990	.99,8180	119,782	120,000	119,992	.0	.2	.0	.0	2.860	2.881	MON	.324	1,173	08/08/2018	11/18/2021
14313F-AD-1	CarMax Auto Owne CARMX 2018-3 A3 ABS		4		1FE	74,990	100.4990	75,374	75,000	74,991	.0	.1	.0	.0	3.130	3.155	MON	.104	913	07/18/2018	06/15/2023
14314R-AC-6	CarMax Auto Owne CARMX 2017-4 A3 ABS		4		1FE	83,712	.99,0010	84,151	85,000	84,001	.0	.289	.0	.0	2.110	2.944	MON	.80	747	07/19/2018	10/17/2022
26209B-AB-5	Drive Auto Recei DRIVE 2018-4 A2A ABS		4		1FE	74,998	.99,8970	74,923	75,000	74,998	.0	.0	.0	.0	2.780	2.796	MON	.93	498	09/11/2018	10/15/2020
34528Q-EU-4	FORD CREDIT FLOO FORDF 2016-3 A1 ABS		4		1FE	44,786	.99,2360	44,656	45,000	44,943	.0	.105	.0	.0	1.550	1.794	MON	.31	698	06/27/2017	07/15/2019
34528Q-FD-1	FORD CREDIT FLOO FORDF 2016-5 A1 ABS		4		1FE	74,985	.98,9530	74,215	75,000	74,995	.0	.5	.0	.0	1.950	1.965	MON	.65	1,463	12/06/2016	11/15/2021
34528Q-FY-5	FORD CREDIT FLOO FORDF 2018-1 A1 ABS		4		1FE	69,623	.99,7720	69,840	70,000	69,676	.0	.53	.0	.0	2.950	3.166	MON	.92	860	07/26/2018	05/15/2023
34531E-AD-8	Ford Credit Auto FORDO 2017-A A3 ABS		4		1FE	41,349	.99,2290	41,030	41,349	41,349	.0	.0	.0	.0	1.670	1.675	MON	.31	691	01/18/2017	06/15/2021
36251L-AE-3	GM Financial Aut GMAIT 2016-2 A4 ABS		4		1FE	25,387	.99,8980	25,373	25,399	25,398	.0	.6	.0	.0	1.760	1.796	MON	.14	447	06/08/2017	03/20/2020
36256G-AD-1	GM Financial Aut GMAIT 2018-3 A3 ABS		4		1FE	44,996	100.1760	45,079	45,000	44,997	.0	.0	.0	.0	3.180	3.204	MON	.44	342	09/18/2018	06/21/2021
38013M-AE-6	GM Financial Aut GMAIT 2017-2 A4 ABS		4		1FE	74,985	.98,9710	74,228	75,000	74,994	.0	.6	.0	.0	2.180	2.198	MON	.50	1,635	06/07/2017	06/21/2021
43814R-AC-0	Honda Auto Recei HAROT 2016-4 A3 ABS		4		1FE	69,143	.99,1090	68,531	69,148	69,146	.0	.1	.0	.0	1.210	1.215	MON	.30	837	10/18/2016	12/18/2020
43814U-AC-3	Honda Auto Recei HAROT 2018-1 A3 ABS		4		1FE	69,991	.99,4360	69,605	70,000	69,993	.0	.2	.0	.0	2.640	2.659	MON	.82	1,463	02/21/2018	02/15/2022
43815H-AC-1	Honda Auto Recei HAROT 2018-3 A3 ABS		4		1FE	99,986	100.1020	100,102	100,000	99,988	.0	.1	.0	.0	2.950	2.973	MON	.82	926	08/21/2018	08/22/2022
58768M-AD-3	Mercedes-Benz Au MBALT 2016-B A4 ABS		4		1FE	84,992	.99,8240	84,850	85,000	85,000	.0	.4	.0	.0	1.520	1.528	MON	.57	1,292	10/18/2016	06/15/2022
58769D-AC-4	Mercedes-Benz Au MBALT 2017-A A2B ABS		4		1FE	3,252	100.0020	3,252	3,252	3,252	.0	.0	.0	.0	2.655	2.670	MON	.4	.71	04/19/2017	08/15/2019
58769D-AD-2	Mercedes-Benz Au MBALT 2017-A A3 ABS		4		1FE	50,090	.99,7040	49,852	50,000	50,011	.0	(53)	.0	.0	1.790	1.692	MON	.40	895	06/08/2017	04/15/2020
58772R-AD-6	MERCEDES-BENZ AU MBART 2018-1 A3 ABS		4		1FE	64,998	100.2190	65,142	65,000	64,998	.0	.0	.0	.0	3.030	3.050	MON	.88	766	07/17/2018	01/17/2023
65478D-AD-9	Nissan Auto Recei NAROT 18-A A3 ABS		4		1FE	64,993	.99,5560	64,711	65,000	64,988	.0	(4)	.0	.0	2.650	2.675	MON	.77	1,373	02/21/2018	05/16/2022
80284R-AE-9	Santander Drive SDART 2016-3 B ABS		4		1FE	34,302	.99,7470	34,222	34,309	34,308	.0	.3	.0	.0	1.890	1.906	MON	.29	648	10/04/2016	06/15/2021
80285M-AE-9	Santander Drive SDART 2018-4 A3 ABS		4		1FE	25,000	.99,9950	24,999	25,000	25,000	.0	.0	.0	.0	3.010	3.026	MON	.33	236	08/13/2018	03/15/2022
89231A-AB-7	Toyota Auto Recei TAOT 2018-C A2A ABS		4		1FE	79,993	.99,7740	79,819	80,000	79,994	.0	.1	.0	.0	2.770	2.791	MON	.98	696	08/14/2018	08/16/2021
98161T-AC-9	World Omni Auto WOART 2017-B A2B ABS		4		1FE	25,871	.99,9880	25,868	25,871	25,871	.0	.0	.0	.0	2.555	2.569	MON	.28	536	07/25/2017	02/16/2021

SCHEDULE D - PART 1

Showing All Long-Term BONDS Owned December 31 of Current Year

1	2	Codes			6	7	Fair Value		10	11	Change in Book/Adjusted Carrying Value				Interest					Dates	
		3	4	5			8	9			12	13	14	15	16	17	18	19	20	21	22
CUSIP Identification	Description	C o d e	F o r e i g n	Bond Char	NAIC Designation and Administrative Symbol	Actual Cost	Rate Used to Obtain Fair Value	Fair Value	Par Value	Book/ Adjusted Carrying Value	Unrealized Valuation Increase/ (Decrease)	Current Year's (Amor-tization) Accretion	Current Year's Other-Than-Temporary Impairment Recognized	Total Foreign Exchange Change in Book/ Adjusted Carrying Value	Rate of	Effective Rate of	When Paid	Admitted Amount Due and Accrued	Amount Received During Year	Acquired	Stated Contractual Maturity Date
98163E-AB-2	World Omni Auto WOART 2018-C A2 ABS			4	1FE	109,999	.99,8230	109,805	110,000	109,998	0	(1)	0	0	2.800	2.814	MON	137	1,146	07/24/2018	01/18/2022
3599999. Subtotal - Bonds - Industrial and Miscellaneous (Unaffiliated) - Other Loan-Backed and Structured Securities						1,893,051	XXX	1,888,739	1,894,328	1,893,070	0	138	0	0	XXX	XXX	XXX	2,000	26,787	XXX	XXX
3899999. Total - Industrial and Miscellaneous (Unaffiliated) Bonds						5,214,548	XXX	5,072,002	5,150,595	5,186,439	0	(12,756)	0	0	XXX	XXX	XXX	27,102	113,104	XXX	XXX
4899999. Total - Hybrid Securities						0	XXX	0	0	0	0	0	0	0	XXX	XXX	XXX	0	0	XXX	XXX
5599999. Total - Parent, Subsidiaries and Affiliates Bonds						0	XXX	0	0	0	0	0	0	0	XXX	XXX	XXX	0	0	XXX	XXX
6099999. Subtotal - SVO Identified Funds						0	XXX	0	0	0	0	0	0	0	XXX	XXX	XXX	0	0	XXX	XXX
6599999. Subtotal -Bank Loans						0	XXX	0	0	0	0	0	0	0	XXX	XXX	XXX	0	0	XXX	XXX
7799999. Total - Issuer Obligations						12,036,268	XXX	11,606,274	11,100,000	11,708,216	0	(158,289)	0	0	XXX	XXX	XXX	97,755	373,290	XXX	XXX
7899999. Total - Residential Mortgage-Backed Securities						2,078,832	XXX	1,961,111	1,965,834	2,074,986	0	(2,051)	0	0	XXX	XXX	XXX	5,369	63,604	XXX	XXX
7999999. Total - Commercial Mortgage-Backed Securities						126,267	XXX	123,992	126,267	126,236	0	(16)	0	0	XXX	XXX	XXX	173	2,075	XXX	XXX
8099999. Total - Other Loan-Backed and Structured Securities						1,893,051	XXX	1,888,739	1,894,328	1,893,070	0	138	0	0	XXX	XXX	XXX	2,000	26,787	XXX	XXX
8199999. Total - SVO Identified Funds						0	XXX	0	0	0	0	0	0	0	XXX	XXX	XXX	0	0	XXX	XXX
8299999. Total - Bank Loans						0	XXX	0	0	0	0	0	0	0	XXX	XXX	XXX	0	0	XXX	XXX
8399999 - Total Bonds						16,134,418	XXX	15,580,116	15,086,429	15,802,508	0	(160,218)	0	0	XXX	XXX	XXX	105,297	465,756	XXX	XXX

E10.3

Schedule D - Part 2 - Section 1 - Preferred Stocks Owned
N O N E

Schedule D - Part 2 - Section 2 - Common Stocks Owned
N O N E

SCHEDULE D - PART 3

Showing All Long-Term Bonds and Stocks ACQUIRED During Current Year

1	2	3	4	5	6	7	8	9
CUSIP Identification	Description	Foreign	Date Acquired	Name of Vendor	Number of Shares of Stock	Actual Cost	Par Value	Paid for Accrued Interest and Dividends
912828-3F-5	US Treasury Note 2.250% 11/15/27		02/06/2018	Various		112,052	115,000	437
912828-3H-8	US Treasury Note 2.750% 02/15/28		04/30/2018	Merrill Lynch		152,566	155,000	883
912828-4N-7	US Treasury Note 2.875% 05/15/28		07/31/2018	Nomura Securities		74,443	75,000	457
912828-4V-9	US Treasury Bill 2.875% 08/15/28		09/07/2018	CitiGroup		149,174	150,000	305
912828-LY-4	US Treasury Note 3.375% 11/15/19		06/05/2018	Bank New York Mellon		507,188	500,000	1,009
0599999. Subtotal - Bonds - U.S. Governments						995,423	995,000	3,091
314007-RH-2	FNMA Pool CA0487 MBS 3.500% 10/01/47		04/05/2018	Merrill Lynch		70,662	70,629	34
915260-CU-5	UNIV HOSPS & CLI Rev Bond Non Call 5.000% 04/01/27		11/02/2018	JP Morgan Chase		404,136	355,000	0
3199999. Subtotal - Bonds - U.S. Special Revenues						474,798	425,629	34
02005A-GU-6	ALLY MASTER OWNE AMOT 2018-2 A ABS 3.290% 05/15/23		07/31/2018	Wachovia Bank		70,137	70,000	109
02005A-GZ-5	ALLY MASTER OWNE AMOT 2018-3 A ABS 2.775% 07/15/22		08/07/2018	Barclays Group Inc.		100,000	100,000	0
025816-BS-7	AMERICAN EXPRESS Corp Note Call 3.400% 02/27/23		02/22/2018	Goldman Sachs		34,968	35,000	0
03066L-AB-4	AmeriCredit Auto AMCAR 2018-2 A2A ABS 2.860% 11/18/21		08/08/2018	Deutsche Bank		119,990	120,000	0
035242-AP-1	ABIBB-CALL04/18 Corp Note Call MW 3.650% 02/01/26		02/28/2018	BNP Paribar Securities Corp		39,555	40,000	126
06051G-HH-5	BANK OF AMER CRP Corp Note Call 3.499% 05/17/22		05/14/2018	Merrill Lynch		25,000	25,000	0
126650-CX-6	CVS HEALTH CORP Corp Note Call MW 4.300% 03/25/28		03/06/2018	Merrill Lynch		39,438	40,000	0
14313F-AD-1	CarMax Auto Owne CARMX 2018-3 A3 ABS 3.130% 06/15/23		07/18/2018	Barclays Group Inc.		74,990	75,000	0
14314R-AC-6	CarMax Auto Owne CARMX 2017-4 A3 ABS 2.110% 10/17/22		07/19/2018	Merrill Lynch		83,712	85,000	40
172967-KX-8	CITIGROUP INC Corp Note Call 4.168% 09/01/23		07/10/2018	Mizuho Investor Sec Co		35,803	35,000	149
26209B-AB-5	Drive Auto Recei DRIVE 2018-4 A2A ABS 2.780% 10/15/20		09/11/2018	Barclays Group Inc.		74,998	75,000	0
29379V-AZ-6	ENTERPRISE PRODU Corp Note Call MW 3.350% 03/15/23		07/09/2018	Barclays Group Inc.		39,543	40,000	432
34528F-AD-0	Ford Credit Auto FORDO 2018-A A3 ABS 3.030% 11/15/22		07/19/2018	HSBC Securities Inc		75,085	75,000	57
34528F-FY-5	FORD CREDIT FLOO FORDF 2018-1 A1 ABS 2.950% 05/15/23		07/26/2018	CitiGroup		69,623	70,000	86
36256G-AD-1	GM Financial Aut GMAIT 2018-3 A3 ABS 3.180% 06/21/21		09/18/2018	RBC Capital Markets		44,996	45,000	0
38141G-HU-4	GOLDMAN SACHS GP Corp Note Non Call 3.427% 02/23/23		06/04/2018	Goldman Sachs		39,954	40,000	48
43814U-AC-3	Honda Auto Recei HAROT 2018-1 A3 ABS 2.640% 02/15/22		02/21/2018	SG Cowen and Company		69,991	70,000	0
43815H-AC-1	Honda Auto Recei HAROT 2018-3 A3 ABS 2.950% 08/22/22		08/21/2018	Merrill Lynch		99,986	100,000	0
50077L-AS-5	KRAFT HEINZ FOOD Corp Note Call MW 4.000% 06/15/23		06/04/2018	Barclays Group Inc.		34,931	35,000	0
55336V-AQ-3	MPLX LP Corp Note Call MW 3.375% 03/15/23		02/05/2018	Barclays Group Inc.		39,972	40,000	0
57772R-AD-6	MERCEDES-BENZ AU MBART 2018-1 A3 ABS 3.030% 01/17/23		07/17/2018	BNP Paribar Securities Corp		64,998	65,000	0
58942H-AC-5	MERCY HEALTH Corp Note MW 4.302% 07/01/28		12/10/2018	JP Morgan Chase		20,000	20,000	0
59523U-AP-2	MID-AMER APT LP Corp Note Call MW 4.200% 06/15/28		05/07/2018	Wachovia Bank		39,761	40,000	0
61744Y-AP-3	MORGAN STANLEY Corp Note Call MW 3.772% 01/24/29		02/28/2018	Goldman Sachs		29,387	30,000	123
65478D-AD-9	Nissan Auto Rece NAROT 18-A A3 ABS 2.650% 05/16/22		02/21/2018	Merrill Lynch		64,993	65,000	0
80285M-AE-9	Santander Drive SDART 2018-4 A3 ABS 3.010% 03/15/22		08/13/2018	RBC Capital Markets		25,000	25,000	0
86765B-AN-9	SUNOCO LOGISTICS Corp Note Call MW 4.250% 04/01/24		06/12/2018	Goldman Sachs		39,576	40,000	345
89231A-AB-7	Toyota Auto Rece TAOT 2018-C A2A ABS 2.770% 08/16/21		08/14/2018	CitiGroup		79,993	80,000	0
92277G-AM-9	VENTAS REALTY LP Corp Note Call MW 4.000% 03/01/28		02/13/2018	Jefferies and Company		39,693	40,000	0
98163E-AB-2	World Omni Auto WOART 2018-C A2 ABS 2.800% 01/18/22		07/24/2018	Mitsubishi Bank LTD		109,999	110,000	0
606822-AU-8	MITSUB UFJ FIN Corp Note Non Call 3.777% 03/02/25	D.	02/26/2018	Morgan Stanley		45,000	45,000	0
86562M-BA-7	SUMITOMO MITSUI Corp Note Non Call 3.305% 07/19/23	D.	07/12/2018	Pershing		40,000	40,000	0
92857W-BN-9	VODAFONE GROUP Corp Note Non Call 3.426% 01/16/24	D.	05/23/2018	Merrill Lynch		35,000	35,000	0
3899999. Subtotal - Bonds - Industrial and Miscellaneous (Unaffiliated)						1,846,072	1,850,000	1,515
8399997. Total - Bonds - Part 3						3,316,293	3,270,629	4,640
8399998. Total - Bonds - Part 5						82,442	82,691	79
8399999. Total - Bonds						3,398,735	3,353,320	4,719
8999997. Total - Preferred Stocks - Part 3						0	XXX	0
8999998. Total - Preferred Stocks - Part 5						0	XXX	0
8999999. Total - Preferred Stocks						0	XXX	0
9799997. Total - Common Stocks - Part 3						0	XXX	0
9799998. Total - Common Stocks - Part 5						0	XXX	0
9799999. Total - Common Stocks						0	XXX	0
9899999. Total - Preferred and Common Stocks						0	XXX	0
9999999 - Totals						3,398,735	XXX	4,719

ANNUAL STATEMENT FOR THE YEAR 2018 OF THE UnitedHealthcare of Kentucky, Ltd.

SCHEDULE D - PART 4

Showing All Long-Term Bonds and Stocks SOLD, REDEEMED or Otherwise DISPOSED OF During Current Year

1	2	3	4	5	6	7	8	9	10	Change In Book/Adjusted Carrying Value					16	17	18	19	20	21
										11	12	13	14	15						
CUSIP Identification	Description	Foreign	Disposal Date	Name of Purchaser	Number of Shares of Stock	Consideration	Par Value	Actual Cost	Prior Year Book/ Adjusted Carrying Value	Unrealized Valuation Increase/ Decrease	Current Year's (Amortization)/ Accretion	Current Year's Other-Than-Temporary Impairment Recognized	Total Change in Book/ Adjusted Carrying Value (11+12-13)	Total Foreign Exchange Change in Book/ Adjusted Carrying Value	Book/ Adjusted Carrying Value at Disposal Date	Foreign Exchange Gain (Loss) on Disposal	Realized Gain (Loss) on Disposal	Total Gain (Loss) on Disposal	Bond Interest/ Stock Dividends Received During Year	Stated Contractual Maturity Date
912828-HZ-6	US Treasury Note 3.875% 05/15/18		05/15/2018	Maturity		500,000	500,000	577,031	505,527	0	(5,527)	0	(5,527)	0	500,000	0	0	0	9,688	05/15/2018
912828-T4-2	US Treasury Note 0.750% 09/30/18		09/30/2018	Maturity		300,000	300,000	299,367	299,760	0	240	0	240	0	300,000	0	0	0	2,250	09/30/2018
0599999	Subtotal - Bonds - U.S. Governments					800,000	800,000	876,398	805,287	0	(5,287)	0	(5,287)	0	800,000	0	0	0	11,938	XXX
64966J-N2-8	NEW YORK NY GO Non Call 5.000% 08/01/20		07/20/2018	Morgan Stanley		368,105	345,000	396,136	379,650	0	(7,420)	0	(7,420)	0	372,230	0	(4,125)	(4,125)	16,867	08/01/2020
2499999	Subtotal - Bonds - U.S. Political Subdivisions of States, Territories and Possessions					368,105	345,000	396,136	379,650	0	(7,420)	0	(7,420)	0	372,230	0	(4,125)	(4,125)	16,867	XXX
31326L-G7-4	FHLMC Pool 2B5622 MBS 2.596% 09/01/46		12/01/2018	Paydown		10,455	10,455	10,795	10,790	0	(335)	0	(335)	0	10,455	0	0	0	114	09/01/2046
31326L-G8-2	FHLMC Pool 2B5623 MBS 2.544% 09/01/46		12/01/2018	Paydown		19,494	19,494	20,115	20,106	0	(612)	0	(612)	0	19,494	0	0	0	308	09/01/2046
3132W-F-3C-1	FHLMC Pool 042594 MBS 3.000% 08/01/46		12/01/2018	Paydown		11,698	11,698	12,247	12,238	0	(540)	0	(540)	0	11,698	0	0	0	199	08/01/2046
31335A-YC-6	FHLMC Pool 060707 MBS 3.000% 09/01/46		12/01/2018	Paydown		15,290	15,290	16,014	16,003	0	(712)	0	(712)	0	15,290	0	0	0	269	09/01/2046
3138ER-AU-4	FNMA Pool AL9018 MBS 2.578% 09/01/46		12/01/2018	Paydown		24,223	24,223	25,020	25,010	0	(786)	0	(786)	0	24,223	0	0	0	333	09/01/2046
3138ER-FX-3	FNMA Pool AL9181 MBS 3.000% 10/01/46		12/01/2018	Paydown		13,374	13,374	13,857	13,846	0	(472)	0	(472)	0	13,374	0	0	0	227	10/01/2046
3138W-F-TN-9	FNMA Pool AS5951 MBS 4.000% 10/01/45		12/01/2018	Paydown		14,534	14,534	15,829	15,810	0	(1,276)	0	(1,276)	0	14,534	0	0	0	306	10/01/2045
3140EB-MB-8	FNMA Pool BA3982 MBS 3.000% 02/01/46		12/01/2018	Paydown		3,911	3,911	4,097	4,094	0	(183)	0	(183)	0	3,911	0	0	0	67	02/01/2046
3140F4-WG-7	FNMA Pool BC8746 MBS 4.000% 06/01/46		12/01/2018	Paydown		13,402	13,402	14,646	14,624	0	(1,222)	0	(1,222)	0	13,402	0	0	0	320	06/01/2046
3140F9-SP-1	FNMA Pool BD2325 MBS 3.500% 06/01/46		12/01/2018	Paydown		6,901	6,901	7,400	7,393	0	(492)	0	(492)	0	6,901	0	0	0	125	06/01/2046
3140FF-KB-3	FNMA Pool BD7518 MBS 3.500% 09/01/46		12/01/2018	Paydown		10,201	10,201	10,931	10,920	0	(718)	0	(718)	0	10,201	0	0	0	136	09/01/2046
3140FF-TT-8	FNMA Pool BD7761 MBS 3.500% 09/01/46		12/01/2018	Paydown		15,917	15,917	17,066	17,050	0	(1,133)	0	(1,133)	0	15,917	0	0	0	345	09/01/2046
3140FF-TX-9	FNMA Pool BD7765 MBS 4.000% 08/01/46		12/01/2018	Paydown		12,003	12,003	13,118	13,098	0	(1,095)	0	(1,095)	0	12,003	0	0	0	325	08/01/2046
3140FG-E3-9	FNMA Pool BD8253 MBS 3.500% 09/01/46		12/01/2018	Paydown		21,684	21,684	23,246	23,223	0	(1,539)	0	(1,539)	0	21,684	0	0	0	409	09/01/2046
3140FG-EW-5	FNMA Pool BD8248 MBS 3.000% 09/01/46		12/01/2018	Paydown		16,050	16,050	16,717	16,704	0	(654)	0	(654)	0	16,050	0	0	0	269	09/01/2046
349515-RF-5	FORT WORTH TX WT Rev Bond Non Call 4.000% 02/15/18		02/15/2018	Maturity		300,000	300,000	312,846	301,147	0	(1,147)	0	(1,147)	0	300,000	0	0	0	6,000	02/15/2018
586158-MK-0	MEMPHIS TN ELEC Rev Bond Non Call 5.000% 12/01/18		07/25/2018	Siebert Brandford Shank		313,819	310,000	331,908	320,163	0	(6,296)	0	(6,296)	0	313,867	0	(48)	(48)	10,161	12/01/2018
649710-JL-8	NEW YORK CITY NY Rev Bond Non Call 5.000% 02/01/19		08/17/2018	Oppenheimer and Co.		406,208	400,000	431,628	415,878	0	(9,326)	0	(9,326)	0	406,553	0	(345)	(345)	21,111	02/01/2019
3199999	Subtotal - Bonds - U.S. Special Revenues					1,229,164	1,219,137	1,297,480	1,258,097	0	(28,538)	0	(28,538)	0	1,229,557	0	(393)	(393)	41,024	XXX
002824-BC-3	ABBOTT LABS Corp Note MW 2.350% 11/22/19		09/28/2018	Call	100.0000	30,000	30,000	29,971	29,981	0	19	0	19	0	30,000	0	0	0	378	11/22/2019
05582X-AB-8	BMW Vehicle Leas BMWLT 2016-2 A2 ABS 1.230% 01/22/19		06/20/2018	Paydown		18,200	18,200	18,199	18,200	0	1	0	1	0	18,200	0	0	0	59	01/22/2019
12594M-AY-4	COMM MORTGAGE TR COMM 2016-COR1 A1 CMBS 1.516% 04/10/21		12/01/2018	Paydown		14,686	14,686	14,685	14,683	0	3	0	3	0	14,686	0	0	0	129	04/10/2021
17326F-AA-5	CITIGROUP COMMERCIAL CGMT 2017-C4 A1 CMBS 2.121% 10/12/50		12/01/2018	Paydown		5,858	5,858	5,857	5,858	0	0	0	0	0	5,858	0	0	0	70	10/12/2050
34531E-AD-8	Ford Credit Auto FORDO 2017-A A3 ABS 1.670% 06/15/21		12/15/2018	Paydown		3,651	3,651	3,651	3,651	0	0	0	0	0	3,651	0	0	0	60	06/15/2021
36251L-AE-3	GM Financial Aut GMALT 2016-2 A4 ABS 1.760% 03/20/20		12/20/2018	Paydown		24,601	24,601	24,589	24,593	0	8	0	8	0	24,601	0	0	0	431	03/20/2020
36251P-AA-2	GS MORTGAGE SECURITIES 2016-GS3 A1 CMBS 1.429% 10/10/49		12/01/2018	Paydown		14,488	14,488	14,488	14,485	0	2	0	2	0	14,488	0	0	0	116	10/10/2049
43814R-AC-0	Honda Auto Recei HAROT 2016-4 A3 ABS 1.210% 12/18/20		12/18/2018	Paydown		35,852	35,852	35,850	35,851	0	1	0	1	0	35,852	0	0	0	355	12/18/2020
58769D-AC-4	Mercedes-Benz Au MBALT 2017-A A2B ABS 2.655% 08/15/19		12/17/2018	Paydown		67,157	67,157	67,157	67,157	0	0	0	0	0	67,157	0	0	0	755	08/15/2019
760759-AL-4	REPUBLIC SVCS Corp Note MW 20BP 3.800% 05/15/18		03/08/2018	CitiGroup		50,108	50,000	52,062	50,465	0	(233)	0	(233)	0	50,233	0	(125)	(125)	602	05/15/2018
80284R-AE-9	Santander Drive SDART 2016-3 B ABS 1.890% 06/15/21		12/15/2018	Paydown		25,691	25,691	25,685	25,688	0	3	0	3	0	25,691	0	0	0	433	06/15/2021
89231L-AB-3	Toyota Auto Rece TAOT 2016-D A2A ABS 1.060% 05/15/19		07/15/2018	Paydown		40,110	40,110	40,106	40,109	0	1	0	1	0	40,110	0	0	0	131	05/15/2019
89236T-CP-8	TOYOTA MTR CRED Corp Note Non Call 1.550% 07/13/18		07/13/2018	Maturity		50,000	50,000	50,334	50,101	0	(101)	0	(101)	0	50,000	0	0	0	775	07/13/2018
913017-BZ-1	UNITED TECH CORP Corp Note Non Call 1.778% 05/04/18		05/04/2018	Maturity		50,000	50,000	50,310	50,069	0	(69)	0	(69)	0	50,000	0	0	0	674	05/04/2018
92343V-DG-6	VERIZON COMM INC Corp Note Call MW 1.750% 08/15/21		06/21/2018	Redemption	96.0900	48,045	50,000	49,504	49,629	0	47	0	47	0	49,676	0	(1,631)	(1,631)	744	08/15/2021

SCHEDULE D - PART 4

Showing All Long-Term Bonds and Stocks SOLD, REDEEMED or Otherwise DISPOSED OF During Current Year

1	2	3	4	5	6	7	8	9	10	Change In Book/Adjusted Carrying Value					16	17	18	19	20	21
										11	12	13	14	15						
CUSIP Identi- fication	Description	For- eign	Disposal Date	Name of Purchaser	Number of Shares of Stock	Con- sideration	Par Value	Actual Cost	Prior Year Book/ Adjusted Carrying Value	Unrealized Valuation Increase/ Decrease	Current Year's (Amor- tization)/ Accretion	Current Year's Other- Than- Temporary Impairment Recognized	Total Change in Book/ Adjusted Carrying Value (11+12-13)	Total Foreign Exchange Change in Book/ Adjusted Carrying Value	Book/ Adjusted Carrying Value at Disposal Date	Foreign Exchange Gain (Loss) on Disposal	Realized Gain (Loss) on Disposal	Total Gain (Loss) on Disposal	Bond Interest/ Stock Dividends Received During Year	Stated Con- tractual Maturity Date
98161T-AC-9	World Omni Auto WOART 2017-B A2B ABS 2.555% 02/16/21		12/17/2018	Paydown		34,128	34,129	34,129	34,129	0	0	0	0	0	34,129	0	0	0	423	02/16/2021
98956P-AK-8	ZIMMER HLDGS Corp Note Call MW 2.700% 04/01/20		04/27/2018	US Bank		49,550	50,000	51,125	50,716	0	(106)	0	(106)	0	50,610	0	(1,060)	(1,060)	784	04/01/2020
3899999. Subtotal - Bonds - Industrial and Miscellaneous (Unaffiliated)						562,125	564,423	567,702	565,365	0	(424)	0	(424)	0	564,942	0	(2,816)	(2,816)	6,919	XXX
8399997. Total - Bonds - Part 4						2,959,394	2,928,560	3,137,716	3,008,399	0	(41,669)	0	(41,669)	0	2,966,729	0	(7,334)	(7,334)	76,748	XXX
8399998. Total - Bonds - Part 5						83,059	82,691	82,442	0	0	619	0	619	0	83,061	0	(2)	(2)	494	XXX
8399999. Total - Bonds						3,042,453	3,011,251	3,220,158	3,008,399	0	(41,050)	0	(41,050)	0	3,049,790	0	(7,336)	(7,336)	77,242	XXX
8999997. Total - Preferred Stocks - Part 4						0	XXX	0	0	0	0	0	0	0	0	0	0	0	0	XXX
8999998. Total - Preferred Stocks - Part 5						0	XXX	0	0	0	0	0	0	0	0	0	0	0	0	XXX
8999999. Total - Preferred Stocks						0	XXX	0	0	0	0	0	0	0	0	0	0	0	0	XXX
9799997. Total - Common Stocks - Part 4						0	XXX	0	0	0	0	0	0	0	0	0	0	0	0	XXX
9799998. Total - Common Stocks - Part 5						0	XXX	0	0	0	0	0	0	0	0	0	0	0	0	XXX
9799999. Total - Common Stocks						0	XXX	0	0	0	0	0	0	0	0	0	0	0	0	XXX
9899999. Total - Preferred and Common Stocks						0	XXX	0	0	0	0	0	0	0	0	0	0	0	0	XXX
9999999 - Totals						3,042,453	XXX	3,220,158	3,008,399	0	(41,050)	0	(41,050)	0	3,049,790	0	(7,336)	(7,336)	77,242	XXX

SCHEDULE D - PART 5

[illegible]

E15

Schedule D-Part 6-Section 1-Valuation of Shares of Subsidiary, Controlled or Affiliated Companies

N O N E

Schedule D - Part 6 - Section 2

N O N E

Schedule DA - Part 1 - Short-Term Investments Owned

N O N E

Schedule DB - Part A - Section 1 - Options, Caps, Floors, Collars, Swaps and Forwards Open

N O N E

Schedule DB - Part A - Section 2 - Options, Caps, Floors, Collars, Swaps and Forwards Terminated

N O N E

Schedule DB - Part B - Section 1 - Futures Contracts Open

N O N E

Schedule DB - Part B - Section 1B - Brokers with whom cash deposits have been made

N O N E

Schedule DB - Part B - Section 2 - Futures Contracts Terminated

N O N E

Schedule DB - Part D - Section 1 - Counterparty Exposure for Derivative Instruments Open

N O N E

Schedule DB - Part D-Section 2 - Collateral for Derivative Instruments Open - Pledged By

N O N E

Schedule DB - Part D-Section 2 - Collateral for Derivative Instruments Open - Pledged To

N O N E

Schedule DL - Part 1 - Reinvested Collateral Assets Owned

N O N E

Schedule DL - Part 2 - Reinvested Collateral Assets Owned

N O N E

SCHEDULE E - PART 1 - CASH

[illegible]

1. January.....	46,194	4. April.....	45,726	7. July.....	48,009	10. October.....	45,946
2. February.....	53,241	5. May.....	49,366	8. August.....	52,009	11. November.....	56,708
3. March.....	412,522	6. June.....	303,495	9. September.....	52,677	12. December.....	53,303

SCHEDULE E - PART 2 - CASH EQUIVALENTS

Show Investments Owned December 31 of Current Year

1	2	3	4	5	6	7	8	9
CUSIP	Description	Code	Date Acquired	Rate of Interest	Maturity Date	Book/Adjusted Carrying Value	Amount of Interest Due and Accrued	Amount Received During Year
	US Treasury Bill		12/24/2018	2.308	01/17/2019	199,795	.0	.77
0199999	Subtotal - Bonds - U.S. Governments - Issuer Obligations					199,795	0	77
0599999	Total - U.S. Government Bonds					199,795	0	77
1099999	Total - All Other Government Bonds					0	0	0
1799999	Total - U.S. States, Territories and Possessions Bonds					0	0	0
2499999	Total - U.S. Political Subdivisions Bonds					0	0	0
3199999	Total - U.S. Special Revenues Bonds					0	0	0
3899999	Total - Industrial and Miscellaneous (Unaffiliated) Bonds					0	0	0
4899999	Total - Hybrid Securities					0	0	0
5599999	Total - Parent, Subsidiaries and Affiliates Bonds					0	0	0
6099999	Subtotal - SVO Identified Funds					0	0	0
6599999	Subtotal - Bank Loans					0	0	0
7799999	Total - Issuer Obligations					199,795	0	77
7899999	Total - Residential Mortgage-Backed Securities					0	0	0
7999999	Total - Commercial Mortgage-Backed Securities					0	0	0
8099999	Total - Other Loan-Backed and Structured Securities					0	0	0
8199999	Total - SVO Identified Funds					0	0	0
8299999	Total - Bank Loans					0	0	0
8399999	Total Bonds					199,795	0	77
31846V-54-2	First American Treasury Obligations Fund Z		12/07/2018	0.000		2,392,664	.0	12,553
38142B-88-0	Goldman Sachs Financial Square Federal Fund		12/03/2018	0.000		563,464	.0	4,426
60934N-50-0	Federated Treasury Oblig Mmkt		12/06/2018	0.000		2,036,430	.0	3,564
61747C-58-2	Morgan Stanley Institutional Liquidity Fund Treasury Port		12/03/2018	0.000		1,654,145	.0	15,720
825252-40-6	Invesco AIM STIT TREASURY MMF		12/03/2018	0.000		1,905,167	.0	7,579
94975H-29-6	Wells Fargo Treasury Plus MMKT Fund - Inst		12/03/2018	0.000		573,099	.0	816
8599999	Subtotal - Exempt Money Market Mutual Funds - as Identified by the SVO					9,124,969	0	44,658
147539-67-0	DEUTSCHE INV MGT CASH ACCT GOV/AGENCY DWS-IST		12/03/2018	0.000		1,575,113	.0	18,577
25160K-20-7	DEUTSCHE GOV MMKT Gov Series Ins Shares		12/03/2018	0.000		2,601,435	.0	30,060
26200X-20-9	Dreyfus Inst Pred Govt MMF-Hamilton		12/14/2018	0.000		2,778,246	.0	6,705
31846V-56-7	First American Government Obligations Fund Z		12/07/2018	0.000		1,120,263	.0	5,902
38141W-27-3	Goldman Sachs Government Fund		12/14/2018	0.000		2,521,195	.0	7,176
40428X-10-7	HSBC HSBC US GOVT MMKT-I		12/03/2018	0.000		1,677,264	.0	28,040
665278-70-1	Northern Inst Govt Select Port		12/31/2018	0.000		41,314	.0	321
94975P-40-5	Wells Fargo Government MMKT Fund-Inst Cls		12/03/2018	0.000		316,559	.0	4,735
8699999	Subtotal - All Other Money Market Mutual Funds					12,631,389	0	101,516
8899999	Total Cash Equivalents					21,956,153	0	146,251

SCHEDULE E - PART 3 - SPECIAL DEPOSITS

States, Etc.	1 Type of Deposit	2 Purpose of Deposit	Deposits For the Benefit of All Policyholders		All Other Special Deposits	
			3 Book/Adjusted Carrying Value	4 Fair Value	5 Book/Adjusted Carrying Value	6 Fair Value
1. Alabama	AL		0	.0	0	.0
2. Alaska	AK		0	.0	0	.0
3. Arizona	AZ		0	.0	0	.0
4. Arkansas	AR		0	.0	0	.0
5. California	CA		0	.0	0	.0
6. Colorado	CO		0	.0	0	.0
7. Connecticut	CT		0	.0	0	.0
8. Delaware	DE		0	.0	0	.0
9. District of Columbia	DC		0	.0	0	.0
10. Florida	FL		0	.0	0	.0
11. Georgia	GA		0	.0	0	.0
12. Hawaii	HI		0	.0	0	.0
13. Idaho	ID		0	.0	0	.0
14. Illinois	IL		0	.0	0	.0
15. Indiana	IN		0	.0	0	.0
16. Iowa	IA		0	.0	0	.0
17. Kansas	KS		0	.0	0	.0
18. Kentucky	KY	B Ky ins code stat 304.38-073	504,372	503,050	0	.0
19. Louisiana	LA		0	.0	0	.0
20. Maine	ME		0	.0	0	.0
21. Maryland	MD		0	.0	0	.0
22. Massachusetts	MA		0	.0	0	.0
23. Michigan	MI		0	.0	0	.0
24. Minnesota	MN		0	.0	0	.0
25. Mississippi	MS		0	.0	0	.0
26. Missouri	MO		0	.0	0	.0
27. Montana	MT		0	.0	0	.0
28. Nebraska	NE		0	.0	0	.0
29. Nevada	NV		0	.0	0	.0
30. New Hampshire	NH		0	.0	0	.0
31. New Jersey	NJ		0	.0	0	.0
32. New Mexico	NM		0	.0	0	.0
33. New York	NY		0	.0	0	.0
34. North Carolina	NC		0	.0	0	.0
35. North Dakota	ND		0	.0	0	.0
36. Ohio	OH		0	.0	0	.0
37. Oklahoma	OK		0	.0	0	.0
38. Oregon	OR		0	.0	0	.0
39. Pennsylvania	PA		0	.0	0	.0
40. Rhode Island	RI		0	.0	0	.0
41. South Carolina	SC		0	.0	0	.0
42. South Dakota	SD		0	.0	0	.0
43. Tennessee	TN		0	.0	0	.0
44. Texas	TX		0	.0	0	.0
45. Utah	UT		0	.0	0	.0
46. Vermont	VT		0	.0	0	.0
47. Virginia	VA		0	.0	0	.0
48. Washington	WA		0	.0	0	.0
49. West Virginia	WV		0	.0	0	.0
50. Wisconsin	WI		0	.0	0	.0
51. Wyoming	WY		0	.0	0	.0
52. American Samoa	AS		0	.0	0	.0
53. Guam	GU		0	.0	0	.0
54. Puerto Rico	PR		0	.0	0	.0
55. U.S. Virgin Islands	VI		0	.0	0	.0
56. Northern Mariana Islands	MP		0	.0	0	.0
57. Canada	CAN		0	.0	0	.0
58. Aggregate Alien and Other	OT	XXX	0	0	0	0
59. Subtotal	XXX	XXX	504,372	503,050	0	0
DETAILS OF WRITE-INS						
5801.						
5802.						
5803.						
5898. Summary of remaining write-ins for Line 58 from overflow page	XXX	XXX	0	.0	0	.0
5899. Totals (Lines 5801 thru 5803 plus 5898)(Line 58 above)	XXX	XXX	0	0	0	0